

JANUARY 1978

"NOTES FOR CALLERS" JACK LASRY 1513 No. 46th Ave. Hollywood, Fla. 33021

Viewpoint.....	1
Basic Choreo. Teaching Hints.....	1
Callerlab Quarterly Experimentals.	
Ping Pong Circulate.....	2
Trade The Wave.....	3
Mainstream Zeros.....	4
Mainstream Dancing.....	4
Plus Page..Curley Cross.....	5

NOTES FOR CALLERS

JACK LASRY  
1513 No. 46th Ave.  
Hollywood, Fla. 33021



VIEWPOINT: Welcome to the 1978 Notes For Callers. I hope that you like the change in our printed newsletter. The style and layout will remain the same, only the paper and the mailing procedure will differ. The NOTES FOR CALLERS will have material and information aimed at the Mainstream thru Mainstream Plus II programs. The ADVANCED SUPPLEMENT will contain a program of teaching hints and experimentals aimed at the advanced plateau....

The individual Callers School has been filled. The School filled up in less than one week after the the Dec. notes... For information regarding Indian Brave Callers School or Harrisonburg, Va. Callers School please request a flyer....

-----

### BASIC CHOREOGRAPHY:

Each January I list the symbols that I use in the notes to let you know the formation the square is in without a long explanation.

- BOX 1-4.....Position of the Set when Heads Square Thru Four.  
S.D. BOX 1-4..... Position of the Set when Sides Square Thru Four.  
BOX 3-2..... Position of the Set when Heads 1/2 Square Thru.  
S.D. BOX 3-2..... Position of the Set when Sides 1/2 Square Thru.  
1P-2P..... Position of the Set when Heads lead right & circle to a line.  
4P-1P..... Position of the Set when Sides lead right & circle to a line.  
1O-2O..... Position of the set when the line In Sequence is made up of each man with his opposite lady.
- 

### TEACHING HINTS FOR A SUCCESSFUL LESSON PROGRAM:

The best way to determine the success of your beginners Square Dance Program is how many folks complete the class program and how many continue with dancing for longer than three years.. The GOOD instructor graduates a large percentage of his or her class and provides the class dancer with the type of program that makes it possible for most all class graduates "bridge the gap" to club dancing. How Good an Instructor are YOU!!!

1. Prepare Your Lesson For Each Night.  
Prepare your program with thought. What will I teach tonight? What are the problems or trouble spots in learning the new basics? How can I BEST present the calls.....
2. When is the new figure best presented.? Has the warm up and review gone well, are they ready for a new call, what other calls would it be helpful to review so responding to the new call in combination will create an successful learning situation.
3. The Demonstration. A picture of the action is a very worthwhile teaching aid. The demonstration shows the class what the action looks like. Have the demonstration repeat the action several times and once or twice very slowly so all can "put themselves into the picture".
4. Use the double circle (facing couples in pairs forming a large circle in promenade and reverse promenade direction) to Teach and walk the new figure. All dancers are active not just the heads or sides.
5. After teaching the figure from the double circle, pass the dancers thru to another couple to practice with. Exchanging partners is also a good idea.
6. Return to Squares and apply the new figure to the dance combinations already learned. Lots of Drill and practice. Increase reaction response time.
7. When possible include the new figure into a singing call as soon as possible.

## CALLERLAB MAINSTREAM QUARTERLY EXPERIMENTALS:

The Callerlab Quarterly selections to start off the new year number two, both are easily taught and should not present any major problems to our Mainstream dancers...

### PING PONG CIRCULATE....Don Beck.

The action starts from the 1/4 tag formation, most easily set up from a static set by having the heads or sides pass the ocean. This sets up the ocean wave thru the center and the outside couples behind the wave facing in. The Action is simply explained by telling the dancers in the wave to step thru...with the outside dancers all will pass thru...the new center dancers will step into an ocean wave while the new dancers facing out will partner trade. The action ends with a similar starting formation, with the original wave dancers as the outside couple and the original outside couple as the wave in the center.

The author sees the action as a circulating rotation into the new position. I find that you can only confuse the dancer by associating the action to a circulate....The name is no problem for the dancers, if there is a problem at all it is what to do after the Ping Pong Circulate and keep within the Mainstream program.....Here are a few ideas.

1. Centers extend to a wave.
2. Centers recycle.
3. Centers Swing Thru...Turn Thru.
4. Centers spin the top
5. Centers turn thru.
6. Centers Fan the top to a square thru...

### GET AQUAINTED FIGURES:

HEADS PASS THE OCEAN....PING PONG CIRCULATE....  
PING PONG CIRCULATE....CENTER GIRLS TRADE....  
RECYCLE....PASS THRU....LEFT ALLE....Box 1-4.

-----  
1P-2P....PASS THRU....WHEEL & DEEL....CENTERS DO SA DOE TO A WAVE..  
PING PONG CIRCULATE....CENTERS RECYCLE....  
CENTERS PASS THRU....LEFT ALLE....Box 1-4.

-----  
HEADS PASS THE OCEAN....PING PONG CIRCULATE....  
CENTERS FAN THE TOP TO A CURLIQUE....  
WALK & DODGE....PASS THRU....TRADE BY....LEFT ALLE. Box 1-4.

### A.P.D. (All position) FIGURES:

-----  
1P-2P....PASS THRU....WHEEL & DEEL....CENTERS SWING THRU....  
PING PONG CIRCULATE....CENTERS EXTEND TO A WAVE....  
SWING THRU....BOYS RUN....PASS THRU....WHEEL & DEEL....  
CENTERS SQUARE THRU 3/4....LEFT ALLE. S.D. BOX 1-4.

-----  
BOX 1-4....SWING THRU....BOYS RUN....TAG THE LINE....  
CLOVERLEAF....GIRLS SWING THRU....PING PONG CIRCULATE....  
BOYS EXTEND TO A WAVE....BOYS RUN....  
STAR THRU....PASS THRU....LEFT ALLE.

-----  
HEADS PASS THRU..AROUND ONE TO A LINE....  
PASS THRU....WHEEL & DEEL....GIRLS SWING THRU....  
PING PONG CIRCULATE....BOYS SWING THRU....PING PONG CIRCULATE..  
GIRLS EXTEND TO A WAVE....SPLIT CIRCULATE....  
BOYS RUN....SLIDE THRU....LEFT ALLE... BOX 1-4.

## CALLERLAB MAINSTREAM QUARTERLY EXPERIMENTALS:

### TRADE THE WAVE....Ed Dunkle

Trade the wave has been around since 1967 and I have felt that it really has always been a mainstream family figure fitting into the Trade Family. Most useful at the Mainstream level as a method of changing from Left Handed Waves into Right Handed Waves. The acceptance of Dixie Style to a Wave and the previous Quarterly experimental Follow Your Neighbor, both ending in Left Handed Waves has brought out a new interest in TRADE THE WAVE. AS The action is smooth and quick way to return to Right Hand waves.....TEACHING HINTS.....Set up the Left Hand Wave , Have the dancers lean forward and "peek" at the dancer facing the same way....Tell the dancers on the call Trade The Wave they will step Thru the wave and trade places with the Dancer facing the same direction and reform a right handed wave.....A good "crutch" is to say....Take a Peek....then call Trade The Wave.... Less practical for Mainstream dancing is the usage of Trade The Wave to reform Left Handed Waves...Your introduction of Trade The wave is best started from Left Handed waves and over the next three months acquaint your dancers with both actions.

### GET AQUAINTED FIGURES:

1P-2P....RIGHT & LEFT THRU....DIXIE STYLE TO A WAVE....  
TRADE THE WAVE....SWING THRU....BOYS RUN....  
BEND THE LINE....CROSSTAIL THRU....LEFT ALLE.....

-----  
1P-2P....RIGHT & LEFT THRU....DIXIE STYLE TO A WAVE....  
GIRLS CIRCULATE....BOYS TRADE....  
TRADE THE WAVE....GIRLS TRADE....  
RECYCLE....LEFT ALLE....BOX 1-4

-----  
BOX 1-4....TOUCH 1/4....FOLLOW YOUR NEIGHBOR....  
TRADE THE WAVE....SWING THRU....BOYS RUN....  
1/2 TAG..TRADE & ROLL...LEFT ALLE....BOX 1-4.

-----  
BOX 1-4....TOUCH 1/4....SPLIT CIRCULATE....SCOOT BACK....  
FOLLOW YOUR NEIGHBOR....TRADE THE WAVE....  
RECYCLE....PASS TO THE CENTER....SQUARE THRU 3/4....LEFT ALLE. BOX 1-4.

-----  
1P-2P....RIGHT & LEFT THRU....DIXIE STYLE TO A WAVE....  
BOYS TRADE....LEFT SWING THRU....TRADE THE WAVE....  
BOYS RUN....WHEEL & DEEL....PASS THRU....LEFT ALLE...

-----  
1P-2P....RIGHT & LEFT THRU....DIXIE STYLE TO A WAVE....  
GIRLS CIRCULATE....BOYS TRADE....LEFT SWING THRU....  
TRADE THE WAVE....BOYS RUN....WHEEL & DEEL....LEFT ALLE.... BOX 1-4.

### FROM RIGHT HAND WAVES TO LEFT HAND WAVES.

-----  
BOX 1-4....RIGHT & LEFT THRU....DO SA DOE TO A WAVE....  
TRADE THE WAVE....LEFT ALLE....

-----  
BOX 1-4....DO SA DOE TO A WAVE....TRADE THE WAVE....  
BOYS CROSS RUN....GIRLS TRADE....  
GIRLS RUN....BEND THE LINE..BOX THE GNAT....SLIDE THRU....LEFT ALLE. Box 1-4

-----  
BOX 1-4....SWING THRU....TRADE THE WAVE....  
GIRLS CROSS RUN....BOYS TRADE....  
BOYS RUN....WHEEL & DEEL....LEFT ALLE...BOX 1-4.

## MAINSTREAM ZEROS: DEVELOPED AROUND TRADES, RUNS, & CROSS RUNS.

Normal positioning: Facing Couples.

1. SWING THRU....GIRLS TRADE,...BOYS TRADE  
BOYS RUN....1/2 TAG..TRADE & ROLL.... Zero.
2. SWING THRU....BOYS TRADE....BOYS RUN....  
GIRLS TRADE....1/2 TAG..TRADE & ROLL.... Zero.
3. DO SA DOE TO A WAVE....BOYS TRADE....GIRLS TRADE....  
SWING THRU....BOYS TRADE....BOYS RUN....  
BEND THE LINE....SLIDE THRU....Zero.
4. SWING THRU....BOYS RUN....BOYS TRADE....  
GIRLS TRADE....WHEEL & DEEL....RIGHT & LEFT THRU....Zero.
5. SWING THRU....BOYS RUN....TAG THE LINE RIGHT....  
BOYS CROSS RUN....GIRLS TRADE....WHEEL & DEEL....Zero.
6. SLIDE THRU....RIGHT & LEFT THRU....DIXIE STYLE TO A WAVE....  
BOYS CROSS RUN.....Zero.

---

## MAINSTREAM DANCING....Featuring Figures with 4 Boys--4 Girls .

HEADS PASS THRU AROUND ONE TO A LINE....  
PASS THRU....WHEEL & DEEL....GIRLS SQUARE THRU 3/4....  
MEN..COURTESY TURN THE GIRL YOU FACE....  
SEND HER STRAIGHT ACROSS DIXIE STYLE TO A WAVE....  
BOYS CROSS RUN....RECYCLE....PASS THRU....TRADE BY..LEFT ALLE. Box 1-4

---

1P-2P....PASS THRU....WHEEL & DEEL....DOUBLE PASS THRU....  
CENTERS IN CAST OFF 3/4....PASS THRU....WHEEL & DEEL....  
GIRLS SQUARE THRU 3/4....STAR THRU....GIRLS CIRCULATE....  
BOYS TRADE....WHEEL & DEEL....LEFT ALLE....Box 1-4.

---

HEADS PASS THRU....AROUND ONE TO A LINE....  
PASS THRU....TAG THE LINE RIGHT....FERRIS WHEEL....  
BOYS SQUARE THRU FOUR....BOYS CLOVERLEAF....  
GIRLS SWING THRU....TURN THRU....STAR THRU....  
COUPLES CIRCULATE....BOYS TRADE....BOYS RUN....  
BOX THE GNAT....GRAND RIGHT & LEFT.

---

1P-2P....PASS THRU....WHEEL & DEEL....DOUBLE PASS THRU....  
PEEL OFF....PASS THRU....WHEEL & DEEL....  
BOYS SWING THRU....BOYS EXTEND TO A WAVE....  
BOYS RUN....SLIDE THRU....LEFT ALLE....S.D. BOX 1-4.

---

1P-2P....PASS THRU....WHEEL & DEEL....DOUBLE PASS THRU....  
PEEL OFF....BEND THE LINE....PASS THRU....WHEEL & DEEL....  
GIRLS SQUARE THRU 3/4....MEN..COURTESY TURN THE GIRL YOU FACE....  
FLUTTER WHEEL....SWEEP 1/4....PASS THRU....TRADE BY....  
BOX THE GNAT....GRAND RIGHT & LEFT....

---

HEADS ROLLAWAY....CIRCLE 8....FOUR BOYS UP & BACK....  
BOYS SWING THRU....SPIN THE TOP....  
BOYS EXTEND TO A WAVE....BOYS RUN....LEFT ALLE.... 1P-2P

---

## THE PLUS PAGE:

After using the Plus II plateau for about 10 months I have drawn the conclusion that one term on the list of 12 could easily be deleted. The call SWOP AROUND requires such a quick response that the dancers are not responding smoothly...Do You feel the same way? If yes come to Callerlab prepared to express this opinion. The Plus II list is a one year trial and will come up for review so if you feel the same way and cannot come in person then write to Callerlab....This goes for all the basics on the Plus Plateaus.....

-----

## TEACHING & CALLING CURLEY CROSS.

The action of Curley Cross involves the dancers who are facing Couples...With the dancer you face first do a complete curlique, then the two dancers who are facing on a diagonal will extend left hands and pull by to end as couples back to back.  
NOTE: The following calls to a curley cross are limited by the body flow of the crossing dancers so be careful.....Remember the crossing dancers use Left Hands and are the facing two after the curlique .

## DANCING EXAMPLES:

BOX 1-4....CURLEY CROSS....U TURN BACK....  
SPIN THE TOP....BOYS RUN....BEND THE LINE.  
RIGHT & LEFT THRU....SLIDE THRU....LEFT ALLE. Box 1-4.

-----

BOX 1-4....CURLEY CROSS....BOYS RUN LEFT...  
WITH A LEFT....CAST OFF 3/4....GIRLS TRADE....TRADE THE WAVE....  
BOYS RUN....BEND THE LINE....RIGHT & LEFT THRU....SLIDE THRU...Zero.

-----

HEADS CURLEY CROSS....TOUCH 1/4....CENTERS TRADE...  
BOYS RUN....RIGHT & LEFT THRU....FLUTTER WHEEL....  
CROSSTAIL THRU....LEFT ALLE....

-----

1P-2P....CURLEY CROSS....CENTERS PASS THRU....CENTERS IN ....  
CAST OFF 3/4....PASS THRU....WHEEL & DEEL....  
CENTERS PASS THRU....STAR THRU....COUPLES CIRCULATE....  
TAG THE LINE....LADY GO LEFT GENTS GO RIGHT....LEFT ALLE....

-----

Examples with the Girls as the Crossing Dancer,

BOX 1-4....PASS THRU....U TURN BACK....  
CURLEY CROSS....GIRLS RUN LEFT....CAST OFF 3/4....  
TRADE THE WAVE....RECYCLE....LEFT ALLE. Zero.

-----

BOX 1-4....RIGHT & LEFT THRU....ROLL AWAY 1/2 SASHAY....  
CURLEY CROSS....GIRLS TRADE....SPLIT CIRCULATE....  
WALK & DODGE....CHASE RIGHT....BOYS RUN....  
SLIDE THRU....SQUARE THRU 3/4....TRADE BY....LEFT ALLE....SD BOX 1-4.

-----

HEADS PASS THRU....U TURN BACK....CURLEY CROSS....  
CIRCLE TO A LINE....RIGHT & LEFT THRU....ROLLAWAY 1/2 SASHAY....  
CURLEY CROSS....TRADE BY....SWING THRU....TURN THRU....LEFT ALLE....

-----



For lots of possible combinations using Curley Cross use the Isolated Sight at the Box 1-4 or include curley cross as a Burnt Image possibility.....

FEBRUARY 1978

"NOTES FOR CALLERS" JACK LASRY 1513 No. 46th Ave. Hollywood Fla. 33021

VIEWPOINT.....	6
BASIC CHOREO.....	6
MAINSTREAM DANCING.....	7
STROLL & CYCLE.....	8
HANG A RIGHT (Left).....	8
MAINSTREAM ZEROS.....	9
DANCING THE 1/4 SELECTIONS.....	9
PLUS PAGE..PEEL THE TOP.....	10
DANCING THE PLUS I & II.....	10

NOTES FOR CALLERS  
JACK LASRY  
1513 No. 46th Ave.  
Hollywood, Fla. 33021



FIRST CLASS MAIL

MAL 'YIKES' CAMERON  
RFD #1 BOX 97-A  
DEERFIELD NH 03037

## FEBRUARY 1978

VIEWPOINT: Stan Burdick has issued a challenge to all Note Services and Square Dance publications to call a one year moratorium on all experimental basics...My feeling is IT WON'T WORK STAN.....Lets face reality, many callers and dancers thrive on experimental material, on "Whats New"....The real answer to the problem is to establish a strong club program developed with a philosophy that WE COME TO DANCE NOT WORKSHOP.....If the caller can sell this idea and calls an interesting fun filled program it will succeed....CALLERLAB and its quarterly experimental program will work if the CALLERS use the program. Lets face it, the problem is not the dancers but the Callers who force the experimental basics upon the dancing public....A well developed program of growth thru the Mainstream Plus programs provide steady growth based upon a long lasting program.....If YOUR club program is based upon a Mainstream Dance and a Fun filled evening not too heavy on the choreography then Stick to the Callerlab program it will work.....If your group likes to advance at a steady pace then work your way thru the Plus I program.....

The PLUS Program will receive a close and intense review at the coming Callerlab convention. Any comments additions and deletions to the Plus Program will be appreciated by the committee headed up by Bob Fisk and Jerry Schatzer, write to them at Callerlab.....

ONLY 10 VACANT SPOTS LEFT AT INDIAN BRAVE CALLERS SCHOOL..

-----

### BASIC CHOREOGRAPHY

The teaching caller is confronted with many difficult situations, one of which is developing the dancers reaction to respond to a steady flow of calls...I suggest starting by "stacking" only two calls, then break the action by dropping a beat and moving into a slow lead into the next call....I often tell the dancers that after the square thru I will call either a Right & Left Thru or a Square Thru Four, now listen and lets see if we can flow from one call to another....Add a third call to your stacking process and by all means give the dancers proper timing to execute the command and proper lead time to keep the motion going..... For lesson programs and basic dancing much of our choreography starts with the Heads (sides) doing a Square Thru or a 1/2 Square thru bringing us into an 8 chain thru formation....Our dancers should be able to respond to all of the following Mainstream actions following the square thru action....

1. Split Two Around One into the Middle.
2. Split Two Around One to a Line.
3. Right & Left Thru.
4. Do Sa Doe.
5. Swing Thru
6. Square Thru 4, 3/4, 1/2.
7. Slide Thru
8. Spin The Top
9. Circle To a Line
10. Touch 1/4
11. Box The Gnat.
12. Turn Thru
13. Pass To The Center.
14. 8 Chain Thru
15. Dive Thru
16. Curlique.
17. Fan The Top.
18. Centers In Cast Off 3/4.



## BASIC CHOREO. CONT.

When you start working "dance routines" with your class, work with standard combinations, the one's they will hear many times in the future then vary the routine a little so they don't memorize the action .....

Some basic routines to build from.....

1. Heads square thru four...split two around one into the middle...Right Hand Star all the way to the corner...Left Alle.
2. Heads square thru four...split two around one into the middle...Right & Left thru....crosstrail thru....Left Alle...
3. Box 1-4....Swing Thru..Boys Run...Wheel & Deel....
4. Right & Left Thru....Two Ladies Chain....
5. Right & Left Thru...Flutter Wheel....
6. Swing Thru...Spin The Top.....
7. Spin The Top...Box The Gnat....
8. 1/2 Square Thru....Trade By....
9. Touch 1/4...Split Circulate....Boys Run...

I could go on forever but I think you get the idea that our dance is made up of these little routines that in combination make up our dance.....The above routines are not given to you with any other thought except for you to add as many as you can think up to apply to your classes with the thought that the dancers in class will need the practice doing these kinds of dance routines.....

---

## MAINSTREAM DANCING

BOX 1-4....SWING THRU....BOYS RUN....TAG THE LINE IN....  
PASS THRU....TAG THE LINE RIGHT....WHEEL & DEEL....  
PASS TO THE CENTER....SQUARE THRU 3/4....LEFT ALLE.... Box 1-4

BOX 1-4....SWING THRU....BOYS RUN....TAG THE LINE RIGHT....  
BOYS CROSS RUN....BOYS CIRCULATE....GIRLS TRADE....  
WHEEL & DEEL....PASS THRU....LEFT ALLE....

1P-2P....PASS THE OCEAN....SWING THRU....BOYS RUN....  
TAG THE LINE LEFT....COUPLES CIRCULATE....BOYS TRADE....  
BOYS RUN RIGHT....8 CIRCULATE....BOX THE GNAT....GRAND RIGHT & Left.

BOX 3-2....SWING THRU....BOYS RUN....TAG THE LINE ....  
GIRLS PARTNER TRADE....CURLIQUE...BALANCE....  
GIRLS TRADE....RECYCLE....LEFT ALLE.... Sd Box 1-4.

1P-2P....STAR THRU....PASS THRU....TRADE BY....  
SWING THRU BOYS RUN....TAG THE LINE....ALL PARTNER TRADE....  
BOYS SQUARE THRU 3/4....DO SA DOE TO A WAVE....  
BOYS RUN...STAR THRU...PASS THRU...LEFT ALLE....

The Many possible formations from a Tag The Line and the various endings provide an endless number of creative choreo combinations. It is next to impossible to memorize all the possible routines so work to master the techniques of Sight Calling. Mastery of this technique will allow the caller to provide an endless number of smooth routines keeping our Mainstream Dance always interesting and exciting.....

## MAINSTREAM EXPERIMENTAL IDEAS

### STROLL & CYCLE...Carl Wamsley...Mississippi.

The action starts from a Two Face line set up between couples facing in....Can be set up by having the Heads Pass the Ocean and swing thru..Boys run.....  
The action: With dancers in Normal Positioning the boys on the end of the two face line will extend to take a right hand hold with the girl in the outside couple....These two will recycle and veer left.....The center girls in the two face line will trade and the boy in the outside couple will step ahead to couple up with the girls in the center and as a couple extend to end with the set in normal two face lines.... The trouble spot in the figure is that the two center girls must join right hands as the two face line is formed so they are ready to trade....Some of the girls will forget to join right hands and will forget to trade as the action develops....The other slight problem is having to work at setting up the two face line.....All the action is smooth and forward, could be a good one....Try it with an experimental workshop group for evaluation.....A 6 beat action...

HEADS SLIDE THRU....SWING THRU....BOYS RUN.....  
STROLL & CYCLE....BEND THE LINE...  
RIGHT & LEFT THRU...SLIDE THRU....LEFT ALLE. sd box 1-4

---

1P-2P....PASS THRU....WHEEL & DEEL....CENTERS SWING THRU  
BOYS RUN....STROLL & CYCLE....COUPLES CIRCULATE....  
WHEEL & DEEL....SQUARE THRU 3/4....LEFT ALLE.

---

HEADS PASS THE OCEAN....RECYCLE...VEER LEFT....  
STROLL & CYCLE....WHEEL & DEEL....  
PASS THRU....TRADE BY....SQUARE THRU 3/4....LEFT ALLE.

---

Start the action with the heads in the center and with the sides as centers as the action needs for each dancer to play the various parts for good reaction.....You can expand into A.P.D. but why hurry.....

Some ideas for setting up the two face line from waves in the center.

1. SWING THRU...BOYS RUN...
  2. Girls run...TAG THE LINE RIGHT.
  3. Girls Trade..Girls Run....TAG THE LINE RIGHT.
  4. Recycle ..Veer Left.
  5. Girls Trade...Recycle...Veer Left.
  6. Ping Pong Circulate Then any of the above....
- 

### HANG A RIGHT (LEFT )....Author Unknown.

From a completed double pass thru formation the lead couple goes right and does a couples circulate, the second or trailing couple goes right and stops forming a two face line.... Easy to teach and easily learned.....You could say call it directional but I have never heard that action called before.....The name is catchy also.....To HANG A LEFT, the lead couple goes left and circulates as the trailing couple goes left and stops forming the left handed two face line...

1P-2P....PASS THRU WHEEL & DEEL....DOUBLE PASS THRU....  
HANG A RIGHT....BEND THE LINE....CROSSTAIL....LEFT ALLE...

---

1P-2P....PASS THRU....WHEEL & DEEL....DOUBLE PASS THRU....  
HANG A RIGHT....FERRIS WHEEL....ZOOM....  
SWING THRU....TURN THRU....LEFT ALLE... sd box 1-4.

---

This one could be a sleeper. I use it as a set up into the action, it seems to get the action going.....

## MAINSTREAM ZEROS:

Normal position, Facing couples.

1. TOUCH 1/4....SPLIT CIRCULATE....  
BOYS RUN....PASS THE OCEAN....  
RECYCLE....RIGHT & LEFT THRU.....Zero.
2. TOUCH 1/4....SPLIT CIRCULATE....  
BOYS RUN....REVERSE THE FLUTTER....  
SLIDE THRU....Zero.
3. PASS THRU.....U TURN BACK....  
TOUCH 1/4....SPLIT CIRCULATE....  
SCOOT BACK....BOYS RUN....  
PASS THE OCEAN....RECYCLE....Zero.

---

## DANCING THE CALLERLAB QUARTERLY SELECTIONS:

1P-2P....PASS THE OCEAN....GIRLS TRADE....  
RECYCLE....VEER LEFT....FERRIS WHEEL....  
DO SA DOE TO A WAVE....PING PONG CIRCULATE....  
EXTEND TO A WAVE....8 CIRCULATE....  
BOX THE GNAT....SQUARE THRU...ON THE THIRD HAND..GRAND RIGHT & LEFT....

---

1P-2P....PASS THRU....WHEEL & DEEL....OUTSIDES SQUEEZE INTO A LINE....  
PASS THRU....TAG THE LINE....TRACK II....  
GIRLS TRADE....RECYCLE....TOUCH 1/4....  
FOLLOW YOUR NEIGHBOR....GIRLS CIRCULATE....BOYS TRADE....  
BOYS CROSS RUN....RECYCLE....  
PASS THRU....TRADE BY....LEFT ALLE...Sd Box 1-4.

---

BOX 1-4....SWING THRU....SPIN THE TOP TO A CURLIQUE....  
COORDINATE....COUPLES CIRCULATE....  
CROSSFIRE....8 CIRCULATE....  
BOYS RUN....SQUARE THRU 3/4....TRADE BY....LEFT ALLE.... Box 1-4.

---

BOX 3-2....SWING THRU....BOYS RUN....  
1/2 TAG....WALK & DODGE....CHASE RIGHT....  
CENTERS CIRCULATE....SWING THRU....BOYS RUN....  
STAR THRU....PASS THRU....LEFT ALLE....

---

It has been brought to my attention that several callers have had their hilton amps. stolen...If this happened to YOU could you identify the rig? I suggest that you place your name and address on the inside of the wooden case....Perhaps we can ask Jim Hilton to do this on all units that are sold in the future.....

---

## TRAVEL DANCES FOR FEB:

Feb. 3.....Flying Squares...Homestead, Fla.  
Feb. 10.....Cast Offs...Boynton Beach, Fla.  
Feb. 11.....Valentine Ball...Port Charlotte, Fla.  
Feb. 12.....Stirling Hall Special, ..Clearwater, Fla.  
Feb. 17.....Chuck Goodmans,...New Orleans, La.  
Feb. 18.....Tuscon Dancers Assoc...Tuscon, Ariz.  
Feb. 19.....Fresno Squar-Rama....Fresno, Calif.  
Feb. 23,24,25.....Fla. Sunshine Festival...Lakeland, Fla.

## THE PLUS PAGE:

PEEL THE TOP is a smooth action figure combining the peel off and fan the top basics. From the "Z" formation set up by having the ends fold from an ocean wave the action takes place..... The Leaders will Peel Off as the trailers step ahead to join left hands then all fan the top.....I suggest the following set up to get acquainted.....Box 1-4 Swing Thru...Girls Fold.....Now Peel The Top..... The Boys Peel while the Girls step ahead and the Fan the Top is from standard position.....The figure has a nice flow to it and is easily adapted to your choreography.....

BOX 1-4....SWING THRU....GIRLS FOLD....  
PEEL THE TOP....RIGHT & LEFT THRU...  
FLUTTER WHEEL....SWEEP 1/4....LEFT ALLE... Zero.

BOX 1-4....SWING THRU....BOYS TRADE..GIRLS FOLD....  
PEEL THE TOP....RECYCLE....SLIDE THRU...LEFT ALLE... Zero.

1P-2P....SWING THRU....GIRLS FOLD....PEEL THE TOP....  
SCOOT BACK....BOYS RUN....BEND THE LINE....LEFT ALLE... 1P-2P...

BOX 1-4....DO SA DOE TO A WAVE....BOYS FOLD....PEEL THE TOP...  
BOYS RUN....WHEEL & DEEL....SLIDE THRU....LEFT ALLE....zero.

BOX 1-4....DO SA DOE TO A WAVE....BOYS FOLD....PEEL THE TOP....  
TURN & LEFT THRU....DIXIE STYLE TO A WAVE...  
BOYS CROSS RUN....RECYCLE....PASS TO THE CENTER ....  
SQUARE THRU 3/4....LEFT ALLE...Box 1-4.

## DANCING THE PLUS I & II

BOX 1-4....SWING THRU....BOYS RUN....1/2 TAG.....  
SCOOTBACK....EXTEND....GIRLS SWING THRU....BOYS 1/4 RIGHT....  
(checkdiamonds) DIAMOND CIRCULATE....FLIP THE DIAMOND....  
SWING THRU....GIRLS FOLD....PEEL THE TOP....  
CROSSTAIL THRU ....LEFT ALLE....

1P-2P....PASS THE OCEAN....RELAY THE DEUCY....  
SCOOT BACK....BOYS TRADE...GIRLS FOLD....  
PEEL THE TOP TO A CURLIQUE....8 CIRCULATE....  
BOYS RUN....LEFT ALLE. Box 1-4.

1P-2P....RIGHT & LEFT THRU....DIXIE STYLE TO A WAVE....  
TRADE THE WAVE....SPIN CHAIN THE GEARS....  
SWING THRU....BOYS TRADE....GIRLS FOLD....  
PEEL THE TOP....RIGHT & LEFT THRU...  
ROLLAWAY 1/2 SASHAY....SLIDE THRU....LEFT ALLE...

BOX 1-4....DO SA DOE TO A WAVE...8 CIRCULATE...BOYS GO 1/2 MORE....  
GIRLS CAST OFF 3/4....THE WAVE OF 6 SWING THRU....  
THEN CAST OFF 3/4....THE CENTER COLUMN CIRCULATE.....  
CENTER FOUR...WHEEL & DEEL...OUTSIDE BOY RUN RIGHT....  
DOUBLE PASS THRU....LEADERS CALIF. TWIRL....  
SQUARE THRU 3/4....LEFT ALLE.....



# notes **JACK A. LASRY** 1513 N. 46th AVE. / HOLLYWOOD, FLORIDA 33021 / (305) 981-7788

# FOR CALLERS

MARCH 1978

VIEWPOINT.....	11
BASIC CHOREOGRAPHY.....	11
SIGHT CALLING.....	12
MAINSTREAM ZEROS.....	13
MAINSTREAM DANCING.....	13
BREAK THE DIAMOND.EXP.....	14
PLUS PAGE..TRIPLE TRADE.....	15
DANCING THE PLUS I & II.....	15

NOTES FOR CALLERS  
JACK LASRY  
1513 No. 46th Ave.  
Hollywood, Fla. 33021



MAL 'YIKES' CAMERON  
RFD #1 BOX 97-A  
DEERFIELD NH 03037

## MARCH 1978

VIEWPOINT: There are several "hot potatoes" this month..The first has to do with the usage of the term ROLL. It has been noted by yours truly that some callers and note services have added the term roll to movements like scoot back and circulate... The RULES of Roll do not allow for the term to mean a 1/4 turn to face the adjacent dancer....Only the dancer with a turning motion can add a roll to the continuation of the body flow. In a scoot back or circulate the dancers moving directly forward CANNOT roll...I urge all callers and leaders to accept the present definition and understand its limitations...If a change in definition is desired then lets discuss it at Callerlab.....

What is the difference between a split circulate and a box circulate? The way I see the difference is that a Split Circulate comes from parallel ocean waves and you have "split" the wave in half for the circulate.. The term box circulate came from the exploration of a split circulate when a column was formed. The fact that we were not splitting a wave in half gave rise to the term box circulate plus the fact that you could direct the center four in the column to form their own box circulate group.... I only use the term Box circulate when I direct the action to a specific block of four....Example. From columns...center four in your BOX Circulate... or again from columns each BOX split Circulate....I feel the proper term is SPLIT and we use BOX to identify specific groups of four.

### BASIC CHOREOGRAPHY:

This month lets observe some of the possibilities available to us when dancers are in Normal Columns set up from a 1P-2P line with a curlique...and after one circulate....

- |                         |                          |
|-------------------------|--------------------------|
| 1. 8 Circulate.         | 6. Scoot Back            |
| 2. Trade.               | 7. Split Circulate       |
| 3. Trade & Roll.        | 8. Centers Box Circulate |
| 4. Boys/Girls Run.      | 9. Girls/Boys Zoom.      |
| 5. Hinge.(single hinge) | 10. Coordinate           |

### SOME COLUMN CHOREOGRAPHY:

1P-2P....TOUCH 1/4....8 CIRCULATE....TRADE & ROLL....  
BOX THE GNAT....SLIDE THRU....LEFT ALLE...Box 1-4.

1P-2P....CURLIQUE....8 CIRCULATE....CENTER FOUR TRADE & ROLL....  
CENTERS FOUR SQUARE THRU FOUR....BOYS FACING OUT..RUN RIGHT...  
RIGHT & LEFT THRU....DIVE THRU...SQUARE THRU 3/4....LEFT ALLE.

HEADS PASS THRU AROUND ONE TO A LINE....PASS THRU..WHEEL & DEEL  
DOUBLE PASS THRU....CENTERS IN...CAST OFF 3/4....  
TOUCH 1/4....8 CIRCULATE....BOYS RUN....DOUBLE PASS THRU....  
TRACK II....GIRLS TRADE....SWING THRU....TURN THRU....LEFT ALLE....

1P-2P....PASS THRU....BEND THE LINE....TOUCH 1/4....  
8 CIRCULATE....BOYS RUN....SPIN CHAIN THRU....GIRLS CIRCULATE  
DOUBLE....BOYS RUN....BEND THE LINE....CROSSTRAIL THRU...LEFT ALLE.  
BOX 1-4....SWING THRU....SPIN THE TOP...TO A CURLIQUE....  
SCOOT BACK....BOYS RUN....LEFT ALLE....Box 1-4.

Column Choreography is fun easily understood and if not over used can provide interesting dancing at the Mainstream plateau.....

## SIGHT CALLING:

Last October I added a new idea for matching up your primary couples and resolving the set from two faced lines. This month I would like to discuss another one of the methods I use when its time to put the square back together....First let me say that you must have selected your primary and secondary couples. The secondary couple in the set Must be the couple to the left of your primary couple. Example: Lets say we have selected the number 1 couple to be our primary couple then the secondary couple must be couple number four.. Now call your dance routines made up of interesting and smooth flowing choreography....When you are ready to put the dancers back together try this arrangement.....

Place the dancers into parallel normal ocean waves and call a swing thru...This places the girls on the end of the waves and the boys as centers....Next.... Circulate the girls and or trade the boys until your primary couple are holding hands. **HOLDING RIGHT HANDS** .....This position is the key, the easy recognition of the match up of the Primary couple....Next have the boys run... which places the set into parallel two faced lines....and observe what the secondary couple looks like....Your only decision will be are they matched or are they split up. If they are split up they must have their opposite as a partner, more on this later.....Lets say the secondary couple is matched up with original partner, we already know that the primary couple has their partner because we made sure that they were matched up so the next step is to circulate the couples until the primary and secondary couples are in the same two face line then call a wheel & deal so the couples are facing. Place the Primary couple as the outside couple and call a swing thru..turn thru.. left alle....

Now lets go back a see what we would do if after matching up our primary couple and as the boys run into forming two face lines we see the secondary couple is with their opposites. The key dancer becomes the Secondary lady.Circulate the couples until the secondary lady and her opposite man partner is in the same two face line with the primary couple..Call a wheel & deal so the couples are facing then place your primary couple as the outside couple and you have a sides Box 1-4 left alle.

Some other possibilities based upon the fact that you have matched up the primary couple and the set is in two faced lines:

1. If the secondary couple is matched with partner and once in the same two faced line and you call a wheel & deal, with the secondary couple on the outside....Call Swing thru...box the gnat...square thru 3/4...left alle.

With the secondary couple on the outside call do sa doe to a wave... recycle...square thru 3/4...left alle.

With the couples matched with partners and the primary couple on the outside call Do sa doe to a wave,....recycle....pass thru...left alle.

2. If the secondary couple is split up and the Key secondary lady is in a couple that is not in the same two faced line with the primary couple place the secondary lady and her partner as the couple facing out and call a wheel & deal....dive thru..pass thru...left alle.

With the secondary lady split up and in the same two faced line as the primary couple call a wheel & deal, place the primary couple as the outside couple and call..swing thru..boys run..tag the line right.. wheel & deal..pass thru...grand right & left....

TRY THIS EASY MATCH UP SYSTEM. IT COMPLIMENTS THE TWO FACE LINE SYSTEM AND THE KEY IS THE EASY RECOGNITION OF YOUR PRIMARY COUPLE AS THEY MEET FACE TO FACE.

MAINSTREAM ZEROS : Starting formation..Normal Facing Couples.

1. SQUARE THRU 3/4....COURTESY TURN....FLUTTER WHEEL....  
SWEEP 1/4....STAR THRU.....zero
2. TOUCH 1/4....SPLIT CIRCULATE....BOYS RUN....  
REVERSE THE FLUTTER....SLIDE THRU....zero.
3. PASS THE OCEAN....RECYCLE....VEER LEFT....BEND THE LINE....zero
4. RIGHT & LEFT THRU....ROLLAWAY 1/2 SASHAY....PASS THE OCEAN....  
BOYS RUN...BEND THE LINE....zero.

MAINSTREAM DANCING

BOX 1-4....SWING THRU....GIRLS CIRCULATE....BOYS TRADE....  
SPIN THE TOP TO A CURLIQUE....COORDINATE....  
FERRIS WHEEL....SQUARE THRU 3/4....LEFT ALLE. sd box 1-4.

---

1P-2P....PASS THRU 1/2 TAG THE LINE....SWING THRU....  
FOLLOW YOUR NEIGHBOR....BOYS CROSS RUN....  
BOX THE GNAT....GRAND RIGHT & LEFT....

---

1P-2P....TOUCH 1/4....EACH FOURSOME..FOLLOW YOUR NEIGHBOR & SPREAD  
GIRLS TRADE....RECYCLE....  
CROSSTAIL THRU...LEFT ALLE....

---

1P-2P....SQUARE THRU 3/4 ....COURTESY TURN....  
DIXIE STYLE TO A WAVE....8 CIRCULATE....  
BOYS CROSS RUN....BOX THE GNAT....  
SQUARE THRU..ON THE THIRD HAND..GRAND RIGHT & LEFT....

---

1P-2P....PASS THRU....U TURN BACK....SWING THRU....  
CENTER FOUR...SWING THRU..CENTER FOUR RECYCLE...  
ENDS..LONG RECYCLE BEHIND THOSE TWO...  
CENTERS PASS THRU...LEFT ALLE....sd box 1-4.

---

HEADS RIGHT & LEFT THRU....ROLLAWAY 1/2 SASHAY....  
SIDES SQUARE THRU FOUR....TOUCH 1/4....  
SPLIT CIRCULATE....SPIN CHAIN THRU....  
GIRLS CIRCULATE ONE SPOT....BOYS RUN....  
1/2 TAG..TRADE & ROLL....PASS THRU....  
TRADE BY....LEFT ALLE....sd box 1-4..

---

1P-2P....DO DA DOE TO A WAVE....FAN THE TOP....  
8 CIRCULATE....SCOOT BACK....CENTERS TRADE....GIRLS FOLD...  
PEEL OFF....BEND THE LINE....RIGHT & LEFT THRU....  
ROLLAWAY 1/2 SASHAY....STAR THRU....LEFT ALLE....

---

1P-2P....PASS THRU...1/2 TAG THE LINE....  
SWING THRU...WALK & DODGE....PARTNER TRADE....LEFT ALLE..1p-2p

---

1P-2P....TOUCH 1/4....8 CIRCULATE....  
PARTNER TAG....BOYS RUN....FOLLOW YOUR NEIGHBOR & SPREAD....  
GIRLS TRADE....RECYCLE....PASS TO THE CENTER....  
SQUARE THRU 3/4....LEFT ALLE....box 1-4



## MAINSTREAM PLUS EXPERIMENTAL:

### BREAK THE DIAMOND....Tom Sellner, Maryland

The action starts from normal diamonds and ends with a 1/4 tag (ping pong) formation. For our teaching example lets start with a box 1-4..swing thru..boys run... girls hinge.....The Diamond is now established with the girls as centers and the boys as points. To BREAK THE DIAMOND...The centers of the wave will hinge as the point of the diamond extends to form a wave thru the center. The point of the diamond facing out will diamond circulate but stay to the outside of the end girl of the wave and then they bend to face in to become the outside couple in the 1/4 tag formation....The only trouble spot is the girl on the end of the original wave forming the diamonds must not move forward...She should move slightly sideways to allow the point facing out to occupy her position as they form a couple.....The action is all forward smooth but rather quick. I place the call in the plus experimental catagory as the Diamond Circulate has become a strong member of the plus family of calls.

#### Get aquainted Examples:

BOX 1-4....SWING THRU....BOYS RUN....GIRLS HINGE....  
BREAK THE DIAMOND....CENTERS RIGHT & LEFT THRU....  
PASS THRU...LEFT ALLE...box 1-4.

---

BOX 1-4....SWING THRU....BOYS RUN....GIRLS HINGE....  
BREAK THE DIAMOND....PING PONG CIRCULATE....  
CENTERS RECYCLE....DOUBLE PASS THRU....  
CLOVERLEAF...ZOOM....SWING THRU....TURN THRU....LEFT ALLE....

---

1P-2P....PASS THE OCEAN...RECYCLE...VEER LEFT....  
COUPLES CIRCULATE...TAG THE LINE RIGHT....BOYS CAST OFF 3/4....  
DIAMOND CIRCULATE...BREAK THE DIAMOND....  
EXTEND TO A WAVE...SWING THRU....TURN THRU....LEFT ALLE....

---

BOX 1-4....SWING THRU....BOYS RUN....TAG THE LINE RIGHT....  
BOYS HINGE....BREAK THE DIAMOND...(boys thru the wave girls on the points)  
EXTEND TO A WAVE...BOYS RUN...BEND THE LINE...  
STAR THRU...PASS THRU...TRADE BY...LEFT ALLE...box 1-4

---

Our dancers have found Break The Diamond to be a very acceptable workshop idea..The action when used from normal diamonds with girls in the wave and boys on the points is easily mastered and comfortable to dance. The timing is a bit irregular as the forming of the wave thru the center takes two beats while the outside action requires 3-4 beats....This does not present any problem as the action for the most part will continue with the centers moving first so the outsiders will be in position by the time their are required to become active..... This call may be best suited to the advanced level dance plateau.

---

The "Peavey" microphone that I have been selling has been taken off the market and no more have been produced by peavey since late last year. This has presented a problem for me and the many callers who have found the mike to be SUPER. After testing two other models I have arranged for the ORIGINAL peavey mike to be placed back into production for me...I'm not sure exactly what I will name it but it will be the EXACT SAME MIKE.... The cost will remain the same \$60.00 for the mike head and \$20.00 for the cable with transformer. For additional information drop me a note and I will send you a flyer.....

---

#### TRAVEL DATES FOR MARCH:

March. 9,10,11.....Washington Spring Festival.  
March. 17, 18.....Gatlinburg , Tenn.. Square Tunes Festival  
March. 19-22.....St. Louis, Mo. Callerlab Convention.  
March. 31-April2.....San Jose, Calif. Callers Seminar.

## THE PLUS PAGE:

The action of a TRIPLE TRADE can be started from several formations. The basic get acquainted formation is the end to end two face line. The center three pairs will trade with the adjacent dancer.

BOX 1-4....SWING THRU....BOYS RUN....COUPLES HINGE....  
TRIPLE TRADE...(two pairs of girls trade-center boys trade)  
COUPLES HINGE....WHEEL & DEEL....PASS THRU....LEFT ALLE.

Another formation where TRIPLE TRADE can be used is from an eight hand ocean wave (tidal wave). The center three pairs will trade with the adjacent dancers.

1P-2P....DO SA DOE TO AN OCEAN WAVE. BALANCE IN YOUR TIDAL WAVE..  
TRIPLE TRADE...(two pairs of girls trade with left hands, center boys trade with right hands)...RIGHT & LEFT THRU....STAR THRU....  
DIVE THRU....SQUARE THRU 3/4....LEFT ALLE...sd box 1-4.

The third formation where TRIPLE TRADE can be applied is from point to point Diamonds. This formation is a little more challenging so be ready with a good presentation.

1P-2P....SWING THRU....BOYS RUN....GIRLS HINGE....Check Your Diamond  
DIAMOND CIRCULATE....TRIPLE TRADE....(the boys trade with right hands & center two girls trade with left hands) Reforms point to point diamonds.....  
DIAMOND CIRCULATE....GIRLS CAST OFF 3/4....WHEEL & DEEL....  
SLIDE THRU....SQUARE THRU 3/4....TRADE BY....LEFT ALLE...

You can provide a great deal of variety in your choreography by the use of these various Triple Trade combinations from the different formations available....

## DANCING THE PLUS FIGURES:

1P-2P....TOUCH 1/4....COORDINATE....COUPLES CIRCULATE....  
CROSSFIRE....CHECKMATE THE COLUMN....  
BOYS CROSS RUN....WHEEL & DEEL....  
PASS TO THE CENTER....SQUARE THRU 3/4....LEFT ALLE.

1P-2P....PASS THRU....WHEEL & DEEL....DOUBLE PASS THRU....  
PEEL OFF....TAG THE LINE RIGHT....TRACK II....  
RELAY THE DUCEY....SWING THRU....GIRLS CIRCULATE....BOYS TRADE....  
BOYS RUN....FERRIS WHEEL....SQUARE THRU 3/4....LEFT ALLE.

HEADS CURLEY CROSS....SPLIT TWO AROUND ONE TO A LINE....  
TOUCH 1/4....8 CIRCULATE....  
FOUR BOYS..WALK & DODGE....THOSE WHO CAN PASS THRU....  
CENTER FOUR TRADE THEN WALK & DODGE....  
LEADERS U TURN BACK....LEFT ALLE....box 1-4.

ALLEMANDE LEFT....ALL 8 SPIN THE TOP...BALANCE...  
REMAKE THE THAR....ALL 8 SWING THRU....  
ALL 8 SPIN THE TOP....GRAND RIGHT & LEFT.....

BOX 1-4....SWING THRU....BOYS RUN....COUPLES HINGE....  
TRIPLE TRADE....COUPLES HINGE....WHEEL & DEEL....TOUCH 1/4....  
SCOOT BACK....FOLLOW YOUR NEIGHBOR & SPREAD...GRAND RIGHT & LEFT..

A tough One!

1P-2P....RIGHT & LEFT THRU....DIXIE STYLE TO A WAVE....  
BOYS TRADE....LEFT SWING THRU....LEFT SPIN CHAIN THE GEARS....  
(turn left..boys 3/4..center boys trade...girls turn back....right hand star 3/4  
girls in the center trade & turn the ends 3/4..boys turn back....  
GIRLS CROSS RUN..& CIRCULATE..BOYS TRADE..BOYS RUN..WHEEL & DEEL....  
LEFT ALLE...sdbox 1-4

# notes **JACK A. LASRY** 1513 N. 46th AVE. / HOLLYWOOD, FLORIDA 33021 / (305) 981-7788

# FOR CALLERS


APRIL 1978

VIEWPOINT..CALLERLAB REPORT.....	16
BASIC CHOREOGRAPHY .....	17
DANCING MAINSTREAM Standard.....	18
DANCING MAINSTREAM PLUS QUARTERLYS.....	19
STROLL & BICYCLE..EXPERIMENTAL.....	19
PLUS PAGE..LOAD THE BOAT .....	20
PLUS PAGE..ANYTHING & SPREAD.....	20

JACK LASRY  
NOTES FOR CALLERS  
1513 No 46th Ave.  
Hollywood, Fla. 33021



MAL 'YIKES' CAMERON  
RFD #1 BOX 97-A  
DEERFIELD NH 03037



APRIL 1978

VIEWPOINT: CALLERLAB CONVENTION A GREAT SUCCESS! The St. Louis meeting was filled with topics of interest to all callers and dancers.

THE MAJOR PROGRAM REVISIONS:

MAINSTREAM PROGRAM:

1. RECYCLE (from ocean waves) ADDED TO THE MAINSTREAM PROGRAM.
  2. SUBSTITUTE ADDED TO THE MAINSTREAM PROGRAM.
  3. COMMITTEE TO "SPOTLIGHT" REVIEW CALLS ON THE MAINSTREAM LIST EACH QUARTER STARTING WITH THE LAST QUARTER OF "78".
- The mainstream list will remain as our teaching guide for another year.

QUARTERLY SELECTION PROGRAM.

1. In the future the committee will review only EXPERIMENTAL figures for selection as quarterly figures. No longer will calls from the Plus Lists be selected as quarterly experimentals.
2. The membership voted to keep the following quarterly selections for another year:
  1. Chase Right.
  2. Coordinate
  3. Extend (the tag)
  4. Ferris Wheel
  5. Pass The Ocean
  6. Ping Pong Circulate
  7. Roll (as defined last year)
  8. Track II
  9. Trade The Wave.
  10. Touch (to a wave, 1/4, 1/2, 3/4.)

The figures dropped from the list were..Crossfire, follow your Neighbor & Follow your neighbor & Spread.

THE PLUS PROGRAMS:

1. The major actions by this committee along with the total convention accepted the adoption of a Plus II program which had been on a one year trial.
2. Major revisions in the content of the Plus Plateaus was also adopted with the resolution that the plus lists remain as they are until the the 1981 convention.
3. THE PLUS I. PROGRAM.
  1. Anything & Roll.
  2. Diamond Circulate.
  3. Flip The Diamond.
  4. Pair Off.
  5. Peel The Top.
  6. Single Circle To a Wave.
  7. Spin Chain The Gears.
  8. Teacup Chain.
  9. Trade The Wave.
  10. Triple Scoot.
  11. Triple Trade.
  12. Turn & Left Thru.
4. THE PLUS II PROGRAM....(on the next page)
5. The Timing Committee completed its work and the timing list was adopted for a one year trial.. List will be published at a later date..

## CALLERLAB CONVENTION REPORT CONT.

### PLUS II PROGRAM.

1. All Eight Spin The Top.
2. All Eight Swing Thru.
3. Anything & Spread.
4. Crossfire
5. Curley Cross
6. Dixie Grand
7. Explode The Wave.
8. Follow Your Neighbor/and Spread.
9. Load The Boat.
10. Relay The Deucey.
11. Remake The Thar.
12. Swap Around.

Note: The Anything & Spread is specifically defined as:

Wheel & Deel & SPREAD.

Ferris Wheel & Spread.

From a static set..Heads (sides) Star Thru & Spread.

The revisions in the Plus Program are discussed on the Plus Page of this months notes.....

6. The following resolution from the Board of governors was also presented. Callers everywhere are urged to refrain from using experimental basics with conversation terms as names. Example.."Looking Good" "Nicely" etc.

7.CALLERLAB RECOGNIZES THE NEED FOR A PLATEAU OF ACTIVE DANCING WHICH IS LESS THEN THE PRESENT MAINSTREAM PROGRAM. Active committee action will begin work to develop such a program..

Not all the work started was completed. The Mainstream Definitions program was not accepted and the work will continue thru the year with the 1979 convention as the date set for review by the membership. Guide lines for All Position Dancing at the Mainstream level were not completed . Work in this area to continue with the program to be presented to the Convention next year.

### THE NUMBER ONE ISSUE STILL ON THE MINDS OF MANY CALLERS:

Where do the Experimental quarterly figures fit into the Callerlab Program. Are they part of the Mainstream Program?.... The callerlab position is that the Quarterly experimentals are designed for usage by the mainstream dancer and caller but are not part of the Mainstream program.... From a callers position I feel this area is cloudy....When I call a mainstream dance I feel confident that I can call the quarterly list with success...If we graduate dancers into Mainstream clubs and callers coming in to call dances for then are using the quarterly figures then we must teach them to our graduates and that takes additional teaching time....PLEASE IF YOU ADVERTISE YOUR DANCE AS MAINSTREAM AND ALSO USE THE QUARTERLY EXPERIMENTALS THEN ADD THE TERM ...MAINSTREAM PLUS QUARTERLY EXPERIMENTALS so the dancing public will know what to expect.....

As additional space permits in the coming months I will report the the actions of Callerlab and how they relate to the Square Dance movement.

---

### BASIC CHOREOGRAPHY:

For the caller interested in expanding his knowledge of equivalents I have selected the following ; A common action that sets up two face lines from eight chain thru boxes is the following combination..... SWING THRU... BOYS RUN.....We often follow with couples circulate, or ferris wheel etc....

Cont. next page.

## BASIC CHOREO. CONT.

From normal facing couples in an eight chain thru box the following will set up the same ending two face line as calling a swing thru & boys run....

1. DO SA DOE TO A WAVE..GIRLS RUN...TAG THE LINE RIGHT.....
2. DO SA DOE TO A WAVE...GIRLS TRADE..RECYCLE..VEER LEFT....
3. PASS THE OCEAN...SPIN THE TOP...BOYS RUN.....
4. DO SA DOE TO A WAVE..SCOOT BACK..BOYS TRADE..BOYS RUN...
5. SLIDE THRU..RIGHT & LEFT THRU..FLUTTER WHEEL..SWEEP 1/4..VEER LEFT.

The basic four eight chain thru boxes are as follows:

1. Box 1-4..Set up by having the heads square thru four.
2. Box 3-2..Set up by having the heads 1/2 square thru.
3. Square thru 3/4 to the corner box..Set up from a 1P-2P line with a slide thru.
4. Pass thru to the corner box..Set up from a 1P-2P line..right & left thru..slide thru.

From any of the above basic box formations you can use the following combination to bring the dancers to an equivalent box...A technical zero ....STAR THRU...PASS THRU...BEND THE LINE...STAR THRU.....

FOR EXAMPLE: From a BOX 1-4....(heads square thru four) Star Thru..Pass Thru..Bend the Line..Star Thru....You now have the set in a Sides Box 1-4 (sides square thru) but the relationship of all dancers is still the same...All Facing Corner and IN Sequence.... You can move freely from one box formation with the use of the formula and know for sure where your dancers are...

-----  
DANCING EASY MAINSTREAM..STANDARD POSITION..ONLY POPULAR CALLS:

1 & 3 RIGHT & LEFT THRU....DIXIE STYLE TO A WAVE....  
STEP THRU...CIRCLE TO A LINE....(1P-2P)....  
PASS THRU...WHEEL & DEEL...DOUBLE PASS THRU...CENTERS IN CAST OFF  
3/4....STAR THRU...ZOOM....  
SWING THRU...TURN THRU....LEFT ALLE.

-----  
HEADS PASS THRU...AROUND ONE TO A LINE....  
STAR THRU...ZOOM....CENTERS PASS THRU....  
SPIN CHAIN THRU....GIRLS CIRCULATE DOUBLE....GRAND RIGHT & LEFT...

-----  
1 & 3...1/2 SQUARE THRU....  
SWING THRU....GIRLS CIRCULATE...BOYS TRADE...  
SPIN THE TOP....RIGHT & LEFT THRU....  
FLUTTER WHEEL....CROSSTAIL THRU...LEFT ALLE...

-----  
1P-2P....RIGHT & LEFT THRU....FLUTTER WHEEL....SWEEP 1/4....  
SWING THRU....SPIN THE TOP...RIGHT & LEFT THRU  
CROSSTAIL THRU....LEFT ALLE...

-----  
BOX 1-4....SWING THRU....BOYS TRADE....BOYS RUN...BEND THE LINE..  
PASS THRU...WHEEL & DEEL....DOUBLE PASS THRU...  
CENTERS IN CAST OFF 3/4....CENTERS SQUARE THRU FOUR...  
ENDS STAR THRU...DO SA DOE TO A WAVE.....  
RECYCLE...LEFT ALLE.....

## DANCING MAINSTREAM PLUS QUARTERLY EXPERIMENTALS.....

1P-2P....DO SA DOE TO A WAVE....FAN THE TOP....  
8 CIRCULATE....SWING THRU...TURN THRU...LEFT ALLE.....

---

1P-2P....RIGHT & LEFT THRU...ROLLAWAY 1/2 SASHAY....  
BOX THE GNAT....FAN THE TOP...SWING THRU...TURN THRU...LEFT ALLE..

---

1P-2P....CENTER FOUR....BOX THE GNAT....FAN THE TOP....  
ENDS STAR THRU....EXTEND TO A WAVE....  
RECYCLE....PASS TO THE CENTER SQUARE THRU 3/4....LEFT ALLE. sd box 1-4

---

1P-2P....CENTER FOUR BOX THE GNAT....FAN THE TOP.....ENDS  
STAR THRU...PING PONG CIRCULATE.....  
CENTER FOUR RECYCLE....DOUBLE PASS THRU....  
TRACK II....GIRLS TRADE....SWING THRU...TURN THRU...LEFT ALLE....

---

1P-2P....RIGHT & LEFT THRU...DIXIE STYLE TO A WAVE....  
FOUR BOYS...SCOOT BACK....GIRLS CIRCULATE...LEFT ALLE..

---

1P-2P....RIGHT & LEFT THRU...DIXIE STYLE TO A WAVE....  
FOUR BOYS SCOOT BACK....GIRLS CIRCULATE....  
TRADE THE WAVE....GIRLS TRADE...RECYCLE....LEFT ALLE....box 1-4.

---

1P-2P....TOUCH 1/4....COORDINATE....  
1/2 TAG THE LINE....SPLIT CIRCULATE....  
BOYS RUN...SLIDE THRU...LEFT ALLE. box 1-4.

---

1P-2P....PASS THRU...WHEEL & DEEL....DOUBLE PASS THRU....  
CENTERS IN CAST OFF 3/4....PASS THRU...TAG THE LINE....  
TRACK II....RECYCLE....SQUARE THRU 3/4....LEFT ALLE....

---

1P-2P....PASS THRU...WHEEL & DEEL....DOUBLE PASS THRU....  
PEEL OFF...BEND THE LINE....  
PASS THRU...TAG THE LINE...TRACK II....  
SWING THRU...TURN THRU...LEFT ALLE.....

---

## EXPERIMENTAL WITH MAINSTREAM POSSIBILITIES:

### STROLL & BICYCLE...

From the ping pong circulate formation (1/4 tag) the action closely follows the action of its Mother...Stroll & Cycle....The end of the wave in the center will extend to take a right hand hold with the awaiting girl....the center two girls will trade as the man from the outside couple extends to reform a wave in the center....The dancers will all recycle to end in a double pass thru formation.... The action is an outgrowth of the experimentation with Stroll & Cycle.....If you need an experimental this one is not to bad and could become more popular then its "mother" because of the ease of setting it up.....

HEADS PASS THE OCEAN....STROLL & BICYCLE....  
CENTERS PASS THRU...BOX THE GNAT...GRAND RIGHT & LEFT.....

---

HEADS PASS THE OCEAN....STROLL & BICYCLE....  
DOUBLE PASS THRU...TRACK II...  
SCOOT BACK....GRAND RIGHT & LEFT.....

---

HEADS PASS THE OCEAN....STROLL & BICYCLE....  
CENTERS PASS THRU...TOUCH 1/4....  
SPLIT CIRCULATE....BOYS RUN...PASS THE OCEAN....  
GIRLS RUN...WHEEL & DEEL...GRAND RIGHT & LEFT.....

## THE PLUS PAGE:

The recent Callerlab convention spent much time revising the PLUS PROGRAMS. The big changes are as follows....Plus I Program adds Trade The Wave...Diamond Circulate, and Flip the Diamond....Deleted are Cloverflow, Substitute to the Mainstream list and Dixie grand up to the plus II program.

The Plus II changes include the addition of Dixie grand, Cross fire, Load The boat and Anything & Spread. Deleted are Trade the wave to the plus I, Diamond circ. & Flip the Diamond to Plus I and Checkmate Deleted.....  
THE ONLY additions to the total program are LOAD THE BOAT & ANYTHING & SPREAD....  
LETS TAKE A LOOK AT THE NEW ADDITIONS TO THE PLUS PROGRAM:

LOAD THE BOAT...An old call written by Holman Hudspeth....I urge you to teach the call properly as over the years some callers in an attempt to come up with an easy teach violated the action so that it was only possible to use from 1P-2P lines not any line formation (apd) STARTING FORMATION IS A LINE OF FOUR....For our example we shall start with a 1P-2P line....The ends of the line will start circulating around the outside of the set..Passing by three dancers and when they pass number three turn to face into the set and couple up with the third one they passed... The center dancers in the line have the hard part to learn...The centers pass thru...1/4 out...partner trade then pass thru....I present the center action a couple of ways when teaching it....CENTERS PASS THRU...TURN YOUR BACK TO YOUR PARTNER TOUCH INSIDE HANDS WITH YOUR NEW PARTNER THEN PARTNER TRADE WITH THEM NOW PASS THRU....Once they get the idea you can help by saying centers pass out.. partner trade & pass thru..... ACTION ENDS IN AN EIGHT CHAIN THRU SET UP....  
Also the action of a load the boat from standard lines equals a star thru.....

1P-2P....LOAD THE BOAT....SQUARE THRU 3/4....LEFT ALLE...

BOX 1-4....STAR THRU....PASS THRU....BEND THE LINE....  
LOAD THE BOAT....LEFT ALLE...

Note be sure you teach the action from Heads Lead Right as well as Sides lead Right lines to give the dancers a chance to learn both parts...The figure will present a learning challenge so drill and keep the combinations simple until the pattern is mastered....

-----  
ANYTHING & SPREAD: The SPREAD action is limited to usage as follows....  
WHEEL & DEEL & SPREAD....FERRIS WHEEL & SPREAD....HEADS..SIDES STAR THRU & SPREAD...AND FOLLOW YOUR NEIGHBOR & SPREAD....

From all of the above combinations except Follow Your Neighbor & Spread....The action for the spread comes from a double pass thru formation set up by the Wheel & Deel, the Ferris Wheel or the Heads Star Thru....The SPREAD means that the inside couple steps apart to allow the outside couple to step forward inbetween them to form lines.....

1P-2P....PASS THRU..WHEEL & DEEL & SPREAD....STAR THRU....  
DOUBLE PASS THRU....CLOVERLEAF....ZOOM....SWING THRU...  
TURN THRU....LEFT ALLE....

BOX 1-4....SWING THRU...BOYS RUN....FERRIS WHEEL & SPREAD....  
CENTERS SQUARE THRU FOUR....ENDS STAR THRU....  
RIGHT & LEFT THRU....DIVE THRU....SQUARE THRU 3/4....LEFT ALLE.


HEADS STAR THRU & SPREAD....PASS THRU....BEND THE LINE....  
STAR THRU....ZOOM....SQUARE THRU 3/4....LEFT ALLE...sd box 1-4.

-----  
The Former Peavey Mike that we have available is now called the J.L. 100....I have a supply on hand so if you are interested send for a flyer.....

KEEP THEM HAPPY —SUMMER IS ON THE WAY!



NOTES FOR CALLERS  
JACK LASRY  
1513 No. 46th Ave.  
Hollywood, Fla. 33021



FIRST CLASS MAIL

MAL 'YIKES' CAMERON  
RFD #1 BOX 97-A  
DEERFIELD NH 03037

**notes** JACK A. LASRY 1513 N. 46th AVE. / HOLLYWOOD, FLORIDA 33021 / (305) 981-7788  
**FOR CALLERS**

MAY 1978

VIEWPOINT .....	21
BASIC CHOREOGRAPHY .....	21
EXTENDED BASICS PROGRAM .....	22
MAINSTREAM DANCING .....	23
CROSSFIRE EXPLORATION .....	24
THE PLUS PAGE .....	25

MAY 1978

VIEWPOINT: In the April notes, the first example in the Basic Choreo. section I left out Girls trade.... The equivalent of Swing thru..boys run....should read Do Sa Doe to a Wave...Girls Trade..Girls Run..Tag The Line Right..... Sorry that I missed it when proof reading the notes.....

The CALLERLAB CONVENTION of "78" is still the topic of conversation by callers. The well attended convention proves once again that callers can work together in a constructive manor to bring Real Leadership into the Square Dance Movement. NEXT YEARS CONVENTION WILL BE IN LOS ANGELES, CALIF. THE FIRST STEP TOWARD REGIONALIZATION. If YOU live in the West and are interested in coming to the convention Please drop me a note and I will see that you receive the necessary information.

The number of experimental calls this month was greatly reduced, I have not found any to be acceptable for this months notes, perhaps the summer time schedule also slows down the authors.....

Have you written any nice Mainstream dance routines that you are willing to share with the square dance world?? We are still looking for good smooth dancing material for Square Dancing Magazine...Send your material directly to Bob Osgood....

---

### BASIC CHOREOGRAPHY:

SQUARE THRU FOUR HANDS...is a common call that can provide us with a number of new ending formations depending where we start. Lets explore.

1. From a static square Heads or Sides Square Thru brings us to an eight chain thru formation.
2. From an eight chain thru formation the square thru brings us to lines facing out.
3. From lines of four facing the square thru brings us to an trade by set up.

The following are examples of the above:

1. STATIC SQUARE.

HEADS SQUARE THRU FOUR...(all facing corner box 1-4)

- A. Right & Left Thru..Dive Thru..Square Thru 3/4..Left Alle.
- B. Slide Thru..Square Thru 3/4..Left Alle.

2. FROM THE BOX 1-4..EIGHT CHAIN THRU FORMATION.

SQUARE THRU FOUR...(lines facing out all with corner for partner)

- A. U Turn Back...Left Alle.
- B. Partner Trade..Square Thru 3/4..Left Alle.
- C. Patrner Trade & Roll..Box The Gnat..Change Hands..Left Alle.

3. FROM A 1P-2P LINE.

SQUARE THRU FOUR...(ends in the trade by formation)

- A. Trade By..swing thru..boys run..couples circulate.. wheel & deal..pass thru..left alle.
- B. Centers pass thru..Centers In..Cast Off 3/4...Star Thru..Zoom.. Centers Pass Thru..Box The Gnat..Grand Right & Left....

Use Square Thru for arriving at the various formations not only from a static square to arrive at the Box 1-4.....

The important Resolution by CALLERLAB to recognize the need for an active plateau of dancing which is made up of a list of calls less then the Mainstream Program should lead toward an active program for the "busy" folks who can't find the time to Square Dance more then twice a month.. A program with a learning cycle of 20 to 25 weeks and a program from which dancers can enjoy square dancing without the pressure of "I must attend each dance".....This type of program could work very well if we keep the BASIC PROGRAM 1-37 in tact, dropping backtrack,swat the flea,and selecting from the remaining Extended & Mainstream lists THE MOST POPULAR 20 or so calls....The calls that really make up the heart of our dance program. The dancers then could dance the "festival Level" at most conventions and enjoy the dance....The program would not have any problems becoming the POPULAR dance in most areas and could become the real heart of our Square Dance Program... THE MAJOR PROBLEM WOULD BE WHAT TO CALL THE PROGRAM so the dancers participating in such a program are not looked at as "less then equal"... One suggestion I have received is to call the program MAINSTREAM I and our full program Mainstream II....Your Ideas and suggestions will be appreciated.....

FOR THE CALLERS WITH EXTENDED BASIC PROGRAMS HERE ARE A FEW DANCES....

BOX 1-4....DO SA DOE TO A WAVE...8 CIRCULATE..  
 SWING THRU..BOYS RUN..WHEEL & DEAL..VEER LEFT....  
 COUPLES CIRCULATE...BEND THE LINE...RIGHT & LEFT THRU...  
 FLUTTERWHEEL...RIGHT & LEFT THRU..SLIDE THRU..LEFT ALLE.

-----  
 HEAD COUPLES RIGHT & LEFT THRU..ROLLAWAY 1/2 SASHAY...  
 STAR THRU...DO SA DOE TO A WAVE...  
 BOYS CIRCULATE...GIRLS TRADE...SWING THRU..SPIN THE TOP....  
 PASS THRU....WHEEL & DEAL....CENTERS RIGHT & LEFT THRU..  
 PASS THRU....SQUARE THRU 3/4....LEFT ALLE....

-----  
 1P-2P... PASS THRU....WHEEL & DEAL....DOUBLE PASS THRU....  
 LEAD COUPLE CALIF. TWIRL ....  
 DIVE THRU...CENTERS SPIN THE TOP...BOX THE GNAT..SQUARE THRU..  
 SWING THRU....BOYS RUN....COUPLES CIRCULATE....  
 WHEEL & DEAL....STAR THRU....PASS THRU....  
 U TURN BACK....LEFT ALLE...

-----  
 HEADS PASS THRU....AROUND ONE TO A LINE....  
 CENTERS FOUR RIGHT & LEFT THRU...FLUTTERWHEEL & SWEEP 1/4  
 ENDS STAR THRU....DOUBLE PASS THRU...LEAD COUPLE CALIF TWIRL..  
 SQUARE THRU 3/4....TRADE BY...LEFT ALLE....

-----  
 HEADS PASS THRU....AROUND ONE TO A LINE....  
 CENTERS SWING THRU ...SPIN THE TOP... ENDS STAR THRU...  
 CENTERS STEP THRU....SWING THRU....BOYS RUN....  
 COUPLES CIRCULATE....WHEEL & DEAL....LEFT ALLE.

-----  
 HEADS SQUARE THRU FOUR....SPLIT TWO AROUND ONE TO A LINE..  
 BOX THE GNAT....RIGHT & LEFT THRU....  
 STAR THRU...DIVE THRU...SQUARE THRU 3/4....LEFT ALLE...

-----  
 HEADS SQUARE THRU FOUR....SPLIT TWO AROUND ONE TO A LINE..  
 BOX THE GNAT...SQUARE THRU FOUR...TRADE BY....  
 SWING THRU....GIRLS CIRCULATE....BOYS TRADE....  
 SPIN THE TOP....RIGHT & LEFT THRU...FLUTTERWHEEL....  
 CROSSTAIL THRU...LEFT ALLE....

MAINSTREAM DANCING including the Quarterly Selections.

1P-2P....TOUCH 1/4....8CIRCULATE....CENTER FOUR TRADE & ROLL...  
CENTER FOUR..SQUARE THRU FOUR....END BOY RUN RIGHT....  
TOUCH 1/4....GIRLS RUN...LEFT ALLE.

-----  
1P-2P....SWING THRU....BOYS RUN....1/2 TAG THE LINE..(ck column)  
8 CIRCULATE....BOYS RUN....SQUARE THRU 3/4....  
TRADE BY....LEFT ALLE....

-----  
1P-2P....SWING THRU....BOYS RUN....1/2 TAG...  
8 CIRCULATE....CENTER FOUR TRADE....8 CIRCULATE....  
FOUR GIRLS TRADE & ROLL....GIRLS SQUARE THRU FOUR....  
BOYS FACING OUT ...RUN RIGHT....  
1. TOUCH 1/4....GRAND RIGHT & LEFT...  
2. DO SA DOE TO A WAVE....SCOOT BACK....BOYS RUN...Left Alle.  
3. CURLIQUE....BOYS TRADE..BOYS RUN..WHEEL & DEAL..  
PASS THRU....LEFT ALLE..

-----  
HEADS PASS THRU....AROUND ONE TO A LINE....  
TOUCH 1/4....8CIRCULATE....  
BOYS..PARTNER TAG..BOYS CLOVERLEAF....  
GIRLS WALK & DODGE....CURLIQUE....  
BOYS TRADE....BOYS RUN....BEND THE LINE...SLIDE THRU ..Left Alle.

-----  
1P-2P....CURLIQUE....8 CIRCULATE...  
CENTER FOUR HINGE...CENTER BOYS TRADE THEN SPIN THE TOP....  
END BOYS RUN RIGHT....CENTERS EXTEND....(box 1-4 wave)  
GIRLS TRADE....GIRLS CIRCULATE...RECYCLE....  
SQUARE THRU 3/4....LEFT ALLE.

-----  
MAINSTREAM DANCING (EASY)

BOX 1-4....SQUARE THRU FOUR....TAG THE LINE....  
CENTERS IN CAST OFF 3/4....BOX THE GNAT....  
RIGHT & LEFT THRU....SLIDE THRU....LEFT ALLE....

-----  
1P-2P....SQUARE THRU FOUR....TRADE BY....  
SPIN CHAIN THRU....GIRLS CIRCULATE DOUBLE....  
BOYS RUN....BEND THE LINE....STAR THRU....  
DIVE THRU....SQUARE THRU 3/4....LEFT ALLE..box 1-4..

-----  
BOX 1-4....CURLIQUE....SPLIT CIRCULATE....  
BOYS RUN....STAR THRU....DO SA DOE TO A WAVE...  
RECYCLE....DIVE THRU....SQUARE THRU 3/4....LEFT ALLE. box 1-4.

-----  
1P-2P....PASS THE OCEAN....8 CIRCULATE....  
GIRLS TRADE....GIRLS RUN....TAG THE LINE RIGHT....  
COUPLES CIRCULATE....BOYS RUN...BOYS TRADE...  
BOYS RUN....BEND THE LINE....CROSSTAIL THRU....LEFT ALLE.

-----  
1P-2P....PASS THRU....TAG THE LINE IN....  
CENTERS SQUARE THRU FOUR....ENDS STAR THRU....  
CENTERS IN CAST OFF 3/4....STAR THRU....  
DOUBLE PASS THRU....LEADS PARTNER TRADE....  
SQUARE THRU 3/4....LEFT ALLE...

## EXPERIMENTAL WORKSHOP PLUS II LEVEL.

CROSSFIRE has been dropped from the quarterly experimentals and placed on the plus II plateau. The definition of the action of CROSSFIRE allows for the figure to be used from a number of starting positions that result in a variety of endings. Let me review the definition. The ENDS will CROSSFOLD..while the CENTERS TRADE & EXTEND to join hands with the awaiting dancer.

THE BASIC FORMATION FOR CROSSFIRE IS THE TWO FACED LINE.

1. BOX 1-4..SWING THRU...BOYS RUN...CROSSFIRE (sets up a column)  
TRIPLE SCOOT....BOYS RUN..DO SA DOE TO A WAVE....  
RECYCLE....PASS TO THE CENTER..SQUARE THRU 3/4..LEFT ALLE.
2. BOX 1-4....SWING THRU....BOYS TRADE....BOYS RUN....  
TAG THE LINE RIGHT....CROSSFIRE....BOYS RUN....  
PASS TO THE CENTER ..SQUARE THRU 3/4....LEFT ALLE.

FORMATION NUMBER 2 FOR CROSSFIRE IS END TO END TWO FACED LINES.

1. 1P-2P....SWING THRU....BOYS RUN....CROSSFIRE (ends in parallel waves) SPLIT CIRCULATE....BOYS RUN...CROSSTAIL THRU..LEFT ALLE.
2. BOX 1-4....SWING THRU...BOYS RUN..COUPLES HINGE..  
TRIPLE TRADE....CROSSFIRE....SCOOT BACK....  
SPLIT CIRCULATE....WALK & DODGE....  
PARTNER TRADE & ROLL...GRAND RIGHT & LEFT...

FORMATION NUMBER 3 FOR CROSSFIRE IS LINES FACING OUT.

To set up your introduction to this formation I suggest lines with two boys as a couple on the left end and two girls on the right end. You can set up this line by having the Heads Pass Thru..Around One To a Line..... Now review the rulesThe ENDS will CROSS FOLD and the centers will Trade (this time a partner trade) and extend...You will end in a 1/4 tag formation (normal). The part that is a little different is the centers PARTNER Trade rather than arm turn trade and their extension places them into the center ocean wave....

1. HEADS PASS THRU...AROUND ONE TO A LINE.....  
PASS THRU...CROSSFIRE...CENTER GIRLS TRADE...RECYCLE....  
PASS THRU...LEFT ALLE. box 1-4.
2. BOX 1-4...SWING THRU....BOYS RUN...TAG THE LINE IN....  
PASS THRU...CROSSFIRE....BOYS EXTEND TO A WAVE....  
BOYS RUN....STAR THRU....PASS THRU...TRADE BY..LEFT ALLE...

FORMATION NUMBER 4 FOR CROSSFIRE IS FROM INVERTED LINES...

The inverted line formation is set up by having the heads square thru then put centers in and cast off.... The ends are facing out while the centers are facing in....Apply the rules for crossfire and the ending formation becomes two parallel ocean waves...The centers partner trade and extend to the dancers who did the cross fold to end in parallel ocean waves.

1. BOX 1-4....CENTERS IN CAST OFF 3/4....CROSSFIRE....  
GIRLS TRADE...RECYCLE...LEFT ALLE...
2. BOX 1-4..CENTERS IN CAST OFF 3/4...8 CIRCULATE(ends trade-centers pass thru) CROSSFIRE....8 CIRCULATE....SWING THRU....BOYS RUN...  
1/2 TAG..TRADE & ROLL...LEFT ALLE..

## THE PLUS PAGE.

Dancing LOAD THE BOAT.....A.P.D.

Some interesting get outs become available when using Load The Boat from 1/2 sashay starts....You may have to drill the center portion with your dancers to get good success...

1P-2P....RIGHT & LEFT THRU....ROLLAWAY 1/2 SASHAY....LOAD THE BOAT...  
GRAND RIGHT & LEFT.....

-----  
1P-2P....ROLLAWAY 1/2 SASHAY....LOAD THE BOAT...  
SQUARE THRU..ON THE THIRD HAND...GRAND RIGHT & LEFT.....

-----  
BOX 1-4....SWING THRU....BOYS RUN....TAG THE LINE IN....  
LOAD THE BOAT...STAR THRU....WHEEL & DEAL...LEFT ALLE..box 1-4

-----  
BOX 1-4....DO SA DOE TO A WAVE....GIRLS TRADE...GIRLS RUN....  
TAG THE LINE IN....LOAD THE BOAT....  
CURLIQUE....BOYS TRADE....BOYS RUN....BEND THE LINE....  
SLIDE THRU....LEFT ALLE....box 1-4.

-----  
HEADS PASS THRU..AROUND ONE TO A LINE....  
PASS THRU..WHEEL & DEAL & SPREAD....LOAD THE BOAT....  
CURLIQUE....GIRLS TRADE....RECYCLE....LEFT ALLE....box 1-4.

-----  
1P-2P....PASS THRU....WHEEL & DEAL....DOUBLE PASS THRU....  
PEEL OFF....BEND THE LINE....LOAD THE BOAT....  
SWING THRU....SCOOT BACK....SPLIT CIRCULATE....  
WALK & DODGE....PARTNER TRADE & ROLL....GRAND RIGHT & LEFT.....

## ADDITIONAL DANCES USING PLUS CALLS:

-----  
1P-2P....PASS THRU....TAG THE LINE RIGHT....  
COUPLES HINGE....TRIPLE TRADE....  
CENTER FOUR....WHEEL & DEAL....OTHERS....BEND TO FACE IN & SQUARE THRU  
DO SA DOE TO A WAVE....TRADE THE WAVE & ROLL....  
CENTERS PASS THRU....SWING THRU....  
GIRLS TRADE....LEFT ALLE....


-----  
1P-2P....PASS THE OCEAN....SWING THRU....GIRLS FOLD....  
PEEL THE TOP....RECYCLE....RIGHT & LEFT THRU....  
DIXIE STYLE TO A WAVE....SLIP THE CLUTCH....LEFT ALLE.....

-----  
BOX 1-4....SWING THRU....BOYS RUN....  
FERRIS WHEEL & SPREAD....CENTERS SQUARE THRU FOUR....  
ENDS..STAR THRU....SPIN CHAIN THE GEARS....  
SWING THRU....GIRLS CIRCULATE....BOYS TRADE....BOYS RUN...  
COUPLES CIRCULATE....BOYS RUN....GRAND RIGHT & LEFT...

-----  
FOUR LADIES CHAIN....HEAD LADIES CENTER...TEACUP CHAIN....  
SIDE LADIES RIGHT...NEW HEAD LADIES CENTER ...STAR 1 1/4...  
PARTNER RIGHT....WRONG WAY THAR....MEN IN THE CENTER....  
SHOOT THE STAR....LEFT ALLE....

-----  
KEEP THEM DANCING AND HAVING FUN...NEXT YEARS CLASS DEPENDS UPON  
THE TYPE OF PROGRAM YOU HAVE ESTABLISHED THIS YEAR .....

NOTES FOR CALLERS  
JACK LASRY  
1513 No. 46th Ave.  
Hollywood, Fla. 33021



FIRST CLASS MAIL

H IRVIN TOUSIGNANT  
175 PERKINS AV  
BROCKTON MA 02402

**notes** JACK A. LASRY 1513 N. 46th AVE. / HOLLYWOOD, FLORIDA 33021 / (305) 981-7788  
**FOR CALLERS**

JUNE 1978

VIEWPOINT .....	26
BASIC CHOREOGRAPHY .....	26 27
DANCING MAINSTREAM & QUARTERLY EXP.....	27
STROLL & CYCLE..CALLERLAB SELECTION .....	28
SHAKE DOWN.PLUS EXP.....	29
TRADE THE WAVE & ROLL .....	29
DANCING PLUS I.....	30
DANCING PLUS II EXPLODE AND ANYTHING....	30

JUNE 1978

VIEWPOINT: Lots of talk around about regarding the Callerlab MAINSTREAM program... Is it Really Mainstream? Are there a number of calls that could easily be dropped because they are really not used much nor are they NECESSARY to having a GOOD TIME at a Mainstream Dance. I would like to list some of the calls I feel we could do without, if you feel the same way let the Callerlab office hear from you. By dropping the listed calls we could shorten the class time by at least 5 weeks..

- |                         |                   |
|-------------------------|-------------------|
| 1. Swat The Flea        | 7. Cast 1/2       |
| 2. Back Track (couples) | 8. Cast 1/4       |
| 3. Centers Out          | 9. Peel Off       |
| 4. Cast Right           | 10. Couples Hinge |
| 5. Cast Left            | 11. Partner Hinge |
| 6. Cast In              |                   |

The above 11 calls would be more suitable in a Plus Program where experience and frequency of dancing is greater. It is not that these calls are bad, that causes me to make the suggestion to drop them from Mainstream but because they are not used as frequently as the other calls at the mainstream level and really could be eliminated without affecting the dance program.

Most of the callers who teach classes each year bemoan the fact that the length of time it takes to cover the necessary basics is much too long yet the callers keep adding to what it is necessary to learn to join the club. If we are smart and are concerned about the fact that the longer it takes to learn how to dance the fewer new dancers enter the clubs each year we must soon recognize the economics of the Square Dance World must be considered ..... Lets make a real effort to SHORTEN the class time and still provide an easy transition between class & club to keep our new dancers THEN WE WILL HAVE ACCOMPLISHED SOMETHING.....

---

#### BASIC CHOREOGRAPHY:

The setting up of the 1/4 Tag Formation by having the Heads Pass The Ocean is quite common. If you are interested in a variety of ways to set up the 1/4 Tag Formation with the dancers in Normal Positioning then the following will be of interest to you.

1. 1P-2P....Center Four Box The Gnat Then Fan The Top...Ends Star Thru.
2. 1P-2P....Center four Spin The Top...Ends Star Thru.
3. 1P-2P....Pass Thru..Wheel & Deal..Centers Do Sa Doe To a Wave.
4. 1P-2P....Pass Thru..Wheel & Deal..Double Pass Thru..Cloverleaf..Centers Do Sa Doe To a Wave.
5. HEADS Pass Thru Around One To a Line..Pass Thru..Tag The Line...Cloverleaf..Centers Do Sa Doe to a Wave.
6. Box 1-4...Do sa doe to a wave...Extend the Tag..Outsiders Partner Trade.
7. Heads Pass Thru..Around One to a Line...Center Four Right & Left ThruCenters Dixie Style to a Wave & Trade The Wave,Ends Star Thru.
8. From The Trade By Set Up..Centers Do Sa Doe to a Wave..Outsiders Partner Trade.

Next Let me give you a few Examples of simple Dance Routines...



## BASIC CHOREO. CONT.

1P-2P....CENTERS FOUR BOX THE GNAT..THEN FAN THE TOP..ENDS  
STAR THRU.....CENTER FOUR RECYCLE....PASS THRU....  
SQUARE THRU 3/4....LEFT ALLE.

---

1P-2P....CENTER FOUR SPIN THE TOP...ENDS STAR THRU....  
CENTERS EXTEND TO A WAVE....RECYCLE..  
DIVE THRU....SQUARE THRU 3/4....LEFT ALLE.

---

HEADS PASS THRU....AROUND ONE TO A LINE....  
PASS THRU....TAG THE LINE....CLOVERLEAF....  
CENTERS DO SA DOE TO A WAVE....  
CENTERS SWING THRU....EXTEND TO A WAVE....  
SWING THRU....SCOOT BACK....BOYS RUN....LEFT ALLE...1P-2P.

---

## DANCING MAINSTREAM & 1/4 Ly. EXPERIMENTALS.

BOX 1-4....RIGHT & LEFT THRU....VEER LEFT....  
FERRIS WHEEL....DOUBLE PASS THRU....TRACK II....  
GIRLS TRADE....GIRLS RUN....TAG THE LINE...RIGHT...  
WHEEL & DEAL....LEFT ALLE. Box 1-4.

---

1P-2P....CENTER FOUR SPIN THE TOP...ENDS STAR THRU....  
PING PONG CIRCULATE....CENTERS SINGLE HINGE....  
WALK & DODGE...CLOVERLEAF...NEW CENTERS PASS THRU....  
BOX THE GNAT....GRAND RIGHT & LEFT....

---

1P-2P....RIGHT & LEFT THRU....DIXIE STYLE TO A WAVE....  
BOYS TRADE....TRADE THE WAVE...SPIN CHAIN THRU...  
GIRLS CIRCULATE ONCE....BOYS RUN....  
1/2 TAG..WALK & DODGE....PARTNER TRADE & ROLL...GRAND RIGHT & LEFT...

---

HEAD LADIES CHAIN RIGHT...NEW SIDE LADIES CHAIN....  
HEADS SQUARE THRU FOUR....  
SWING THRU....BOYS TRADE....TURN THRU....LEFT ALLE.

---

1P-2P....TOUCH 1/4....COORDINATE...  
1/2 TAG..SPLIT CIRCULATE....SWING THRU....  
GIRLS TRADE....BOYS TRADE....CENTERS TRADE....  
SCOOT BACK....BOYS RUN....STAR THRU....  
PASS TO THE CENTER..SQUARE THRU 3/4....LEFT ALLE.

---

1P-2P....PASS THRU....WHEEL & DEAL....DOUBLE PASS THRU...PEEL OFF....  
PASS THRU 1/2 TAG..SPIN THE TOP TO A CURLIQUE....  
COORDINATE....BEND THE LINE...SLIDE THRU....LEFT ALLE.

---

1P-2P....PASS THRU...ENDS TRADE & STAR THRU..THEN SQUARE THRU FOUR....  
OUTSIDES U TURN BACK....SPIN CHAIN THRU....  
GIRLS CIRCULATE DOUBLE....BOYS RUN....BEND THE LINE....  
STAR THRU....DIVE THRU....SQUARE THRU 3/4....LEFT ALLE.

---

BOX 1-4....EIGHT CHAIN TWO....STAR THRU...  
PASS THRU....BEND THE LINE...SLIDE THRU....  
EIGHT CHAIN FOUR....SWING THRU....BOYS RUN...FERRIS WHEEL  
ZOOM...SQUARE THRU 3/4....LEFT ALLE.

---

## CALLERLAB QUARTERLY EXPERIMENTAL FOR MAINSTREAM DANCING.

### STROLL & CYCLE.. Carl Wamsley

Callerlab Has released the Quarterly selection a little early this time so that the Figure may receive some workshop attention at the National Convention slated for the end of June. You may find this information useful if scheduled to conduct a workshop at the national.

The action starts from a two faced line set up between couples facing in..Can be set up easily by having the Heads Pass The Ocean then Swing Thru..Boys Run.....  
THE ACTION: With dancers in normal position the boys on the end of the two faced line will extend to take a right hand hold with the outside girl. These two will then recycle and veer left... The center girls in the two faced line will trade and the men from the outside will extend to form a new two faced line in the center and then extend as a couple to ends as the facing out couple in a two faced line.  
The action ends with the set in parallel two faced lines..

The only slight trouble spot is the center girls in the two faced line should take right hands to establish the formation because when the action starts they can "forget" to trade and holding the right hands in the center helps eliminate the possible problem...The action is smooth and all forward and could provide some variety for Mainstream Folks,,,,,The A.P.D. concept adds to the possibilities but no need to rush into what could be confusing formations for Mainstream Dancing.

#### SOME WAYS TO SET UP THE TWO FACED LINE IN THE CENTER.

1. From any Double Pass Thru Formation.
  - A. Centers swing thru..Boys run...
  - B. Centers Do Sa Doe to a wave...Girls Trade..Girls run..  
Tag The Line Right.
  - C. Centers Do Sa Doe to a Wave..Girls Run..Tag The Line Right.
  - D. Centers Right & Left Thru..Veer Left..Hook Four in Line...
  - E. Centers Do Sa Doe to a Wave...Recycle & Veer Left.
  - F. Centers Do Sa Doe to a Wave..Girls Trade..Recycle & Veer Left.
2. Box 1-4 Swing Thru..Boys Run..Ferris Wheel & Veer Left.....

#### DANCING EXAMPLES:

HEADS SLIDE THRU....SWING THRU....BOYS RUN....  
STROLL & CYCLE....BEND THE LINE....  
STAR THRU....DIVE THRU....SQUARE THRU 3/4....LEFT ALLE.

-----  
1P-2P....PASS THRU....WHEEL & DEAL...CENTERS SWING THRU..BOYS RUN...  
STROLL & CYCLE....COUPLES CIRCULATE....  
WHEEL & DEAL....SQUARE THRU 3/4....LEFT ALLE.

-----  
HEADS PASS THE OCEAN....RECYCLE & VEER LEFT....  
STROLL & CYCLE....WHEEL & DEAL....  
PASS THRU....TRADE BY....SQUARE THRU 3/4....LEFT ALLE.

-----  
1P-2P....PASS THRU....WHEEL & DEAL....CENTERS RIGHT & LEFT THRU..  
VEER LEFT....STROLL & CYCLE....FERRIS WHEEL....  
DOUBLE PASS THRU....TRACK II....  
8 CIRCULATE....GIRLS TRADE....SWING THRU..TURN THRU....LEFT ALLE....

-----  
BOX 1-4....SWING THRU..BOYS RUN..FERRIS WHEEL..  
CENTERS VEER LEFT....STROLL & CYCLE....  
BEND THE LINE....RIGHT & LEFT THRU....SLIDE THRU....LEFT ALLE...  
-----

## PLUS PLATEAU EXPERIMENTAL..

### SHAKE DOWN.....Lee Kopman

Shakedown falls into the Chase Family Figures as the action starts with couples back to back...The Dancers start a chase type action but stop as the rotation brings them 1/4 of the way around then 1/4 turn to face the couple who were behind them. From lines facing out you end in an 8 chain thru set up 1/2 sashayed...The action is short and flowing, easily mastered and is easily adapted to the A.P.D. concept. If you start from the trade by set up you will end in lines facing.....

1P-2P....PASS THRU....SHAKE DOWN...  
SWING THRU....GIRLS TRADE...  
SWING THRU....TURN THRU...LEFT ALLE.

BOX 1-4....SWING THRU...BOYS RUN...1/2 TAG....  
WALK & DODGE....SHAKE DOWN....  
PASS THRU....GRAND RIGHT & LEFT....

1P-2P....SQUARE THRU FOUR....SHAKE DOWN....  
TOUCH 1/4....BOYS RUN....  
SWING THRU....TURN THRU....LEFT ALLE...

1P-2P....RIGHT & LEFT THRU....ROLLAWAY 1/2 SASHAY....  
PASS THRU....SHAKE DOWN....  
SWING THRU....TURN THRU....LEFT ALLE....

1P-2P....PASS THRU....WHEEL & DEAL & SPREAD...  
PASS THRU....SHAKE DOWN....  
CURLIQUE....BOYS CIRCULATE....GIRLS TRADE..RECYCLE..LEFT ALLE....

### TRADE THE WAVE & ROLL.

The term ROLL as an extension to Trade The Wave flows nicely and the ending formation of a double pass thru set up is easily used... Place the dancers into a Dixie Style Wave and suggest they feel the flow of a trade the wave by calling a few simple combinations then review the fact that a roll implies that you complete the action of the root call then make a 1/4 turn in the direction of body flow....

1P-2P....RIGHT & LEFT THRU....DIXIE STYLE TO A WAVE....  
TRADE THE WAVE & ROLL....FOUR GIRLS SWING THRU....  
GIRLS EXTEND TO A WAVE....FOLLOW YOUR NEIGHBOR & SPREAD....  
8 CIRCULATE....GIRLS RUN....BEND THE LINE....LEFT ALLE...

BOX 1-4....SWING THRU....SPIN THE TOP....  
RIGHT & LEFT THRU....DIXIE STYLE TO A WAVE....  
TRADE THE WAVE & ROLL....DOUBLE PASS THRU....  
CLOVERLEAF....GIRLS SQUARE THRU 3/4....DO SA DOE TO A WAVE....  
SCOOT BACK....BOYS RUN....STAR THRU....PASS TO THE CENTER....  
SQUARE THRU 3/4....LEFT ALLE....

BOX 1-4....DO SA DOE TO A WAVE....TRADE THE WAVE & ROLL....  
BOYS SWING THRU....EXTEND TO A WAVE....  
BOYS RUN....PASS THE OCEAN....RECYCLE....  
PASS THRU....TRADE BY....BOX THE GNAT....  
GRAND RIGHT & LEFT.....

## DANCING PLUS I.

1P-2P....CENTERS TURN & LEFT THRU....THEN DIXIE STYLE TO A WAVE...  
TRADE THE WAVE....ENDS STAR THRU....PING PONG CIRCULATE....  
EXTEND THE TAG....LADIES TRADE....RECYCLE..VEER LEFT...  
COUPLES HINGE..TRIPLE TRADE..BOYS RUN RIGHT..  
TRIPLE TRADE....BOYS RUN RIGHT....  
WHEEL & DEAL....STAR THRU....PASS THRU....  
TRADE BY....LEFT ALLE...

---

1P-2P....RIGHT & LEFT THRU....DIXIE STYLE TO A WAVE....  
GIRLS CIRCULATE....BOYS TRADE....TRADE THE WAVE....  
SPIN CHAIN THE GEARS....SWING THRU....  
GIRLS FOLD....PEEL THE TOP....  
RIGHT & LEFT THRU....SLIDE THRU....LEFT ALLE..

---

BOX 1-4....SWING THRU....BOYS RUN....COUPLES CIRCULATE...  
TAG THE LINE RIGHT....BOYS CROSS RUN....GIRLS HINGE....  
DIAMOND CIRCULATE....BOYS SWING THRU....  
GIRLS CIRCULATE ONCE....FLIP THE DIAMOND....  
GIRLS TRADE....RECYCLE & VEER LEFT....  
FERRIS WHEEL....ZOOM....SQUARE THRU 3/4....LEFT ALLE...

---

## PLUS II PROGRAM.

### EXPLORING EXPLODE AND "ANYTHING".

Using the basic root EXPLODE THE WAVE...The Explode & "anything is a natural and easy extension. The command EXPLODE AND must be given together without hesitation and it indicates to the dancers to listen for the "and" command...The action has the dancers starting in an ocean wave and on the explode and command they step thru the wave and face partner THEN pick up the next command as directed.

SOME POSSIBILITIES ARE EXPLODE AND:

1. Star Thru.
2. Curlique.
3. Touch 1/4.
4. Right & left Thru...
5. any command that the facing dancers can perform.

BOX 1-4..DO SA DOE TO A WAVE....EXPLODE & STAR THRU...  
PASS TO THE CENTER....SQUARE THRU 3/4....LEFT ALLE.

---

BOX 1-4....DO SA DOE TO A WAVE....EXPLODE & CURLIQUE....  
TRIPLE SCOOT....BOYS RUN....STAR THRU....  
PASS THRU....BOYS RUN....FOLLOW YOUR NEIGHBOR....LEFT ALLE.

---

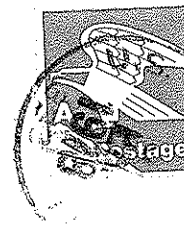
HEADS PASS THE OCEAN....EXPLODE & CURLIQUE....  
WALK & DODGE....SWING THRU....BOYS RUN....  
1/2 TAG..WALK & DODGE....PARTNER TRADE & ROLL....GRAND RIGHT & LEFT..

---

We don't plan to attend the National Convention in Oklahoma City the end of the month but wish them a Good Convention....

With Summer programs becoming popular you may wish to try a Plus I or Plus II workshop for a short summer program. Each plateau involves 12 calls and you can cover that easily in 6 weeks....

NOTES FOR CALLERS  
JACK LASRY  
1513 No. 46th Ave.  
Hollywood, Fla. 33021



FIRST CLASS MAIL

H IRVIN TOUSIGNANT  
175 PERKINS AV  
BROCKTON MA 02402

**notes** JACK A. LASRY 1513 N. 46th AVE. / HOLLYWOOD, FLORIDA 33021 / (305) 981 7788  
**FOR CALLERS**

JULY & AUGUST 1978

VIEWPOINT .....	31
BASIC CHOREO. CENTERS IN VARIATIONS ....	31 32
SIGHT CALLING HINTS .....	33 34
STROLL & CYCLE A.P.D. ....	34
DANCING THE EXTENDED BASICS (1-54) .....	34 35
DANCING MAINSTREAM + QUARTERLY EXP. ....	35
PLUS I. EXPLORING RUN & ROLL .....	36
DANCING PLUS I .....	37
PLUS II. EXPLORING RELAY THE DEUCEY. ....	38
DANCING PLUS II .....	39

## JUNE & JULY 1978

### VIEWPOINT:

Our Summer Schedule makes it necessary to send out the July & August notes in one package. We spend most of July out of town and I felt the most logical approach was to double up on the notes or else be very late with the August issue. Summer time is PLAY TIME....Keep the dances and workshops light on the new material and easy on the minds....Vacations and a break in the schedule keep many away from their clubs, and we sure don't want to lose them from dancing which often happens after an extended trip and the first dance back home they hear several new calls...

Last month I talked about the un-necessary calls on our Mainstream list, calls that we really can do without at the Mainstream level. To continue this a bit more, we The Square Dance Callers and leaders should review the total concept of LEARNING... We are the only recreation that has set very difficult goals for class members before they can play the game....You can take a few lessons in most recreations and play but we have a limit of 30-40 weeks of lessons and during this long period of time our drop outs often outnumber the remaining dancers. What is wrong with us??? Sure those who remain often become square dance zelots...Dancing almost every night of the week....Is this what Square Dancing is aiming for, only the super gung ho dancer...I really feel there is need for some strong attention given to the Shorter class time and a plateau of dancing where we can dance people and have fun in a 25-20 week program. Give the gung ho bunch the opportunity to move ahead but only after the foundation of smooth dancing and a philosophy of what Square Dancing is really all about has been established.

---

### BASIC CHOREOGRAPHY:

Calling a CENTERS IN from a completed double pass thru set up often results in an automatic Cast Off 3/4...Many times started by the dancers without you making the command. If you don't believe me try it and watch closely. Do you ever call anything but a Cast Off 3/4 after a centers in???If not they you may be interested in working some of the material that will create a situation for the dancers to listen rather they anticipate the next command.

I suggest that you tell the dancers that there are other possibilities and for a few minutes you will call some dance routines that will give them some action other than the cast off 3/4...

Here are some possibilities to think about following the Centers In...

1. Centers Run.
2. Centers Cross Run.
3. Centers Fold.
4. Centers Cross Fold.
5. Centers Partner trade.
6. Centers Partner Trade & Roll.
7. Centers U turn back.
8. Centers Partner Hinge.
9. Centers Chase Right.
10. Centers in Cast 1/4 or 1/2. I don't care for the fractional cast off as it creates problems at the mainstream level.

You can create many possible dance routines with these many centers in possibilities. I have listed below a number of dance examples for most of the set ups that I mention above...

## BASIC CHOREOGRAPHY CONT.

### DANCING CENTERS IN WITH VARIATIONS FROM A CAST OFF 3/4....

1P-2P....PASS THRU..WHEEL & DEAL..DOUBLE PASS THRU..  
CENTERS IN..CENTERS RUN..NEW CENTERS CALIF. TWIRL..  
CURLIQUE...8 CIRCULATE..8 CIRCULATE..  
BOYS RUN..SWING THRU..TURN THRU..LEFT ALLE..

---

1P-2P....PASS THRU..WHEEL & DEAL..DOUBLE PASS THRU....  
CENTERS IN..CENTERS CROSS RUN...NEW CENTERS U TURN BACK...  
PASS THRU...BEND THE LINE...RIGHT & LEFT THRU....  
FLUTTER WHEEL...CROSSTAIL THRU...LEFT ALLE....

---

HEADS PASS THRU..AROUND ONE TO A LINE....  
PASS THRU...TAG THE LINE..CENTERS IN..  
CENTERS RUN AND ROLL TO FACE IN....  
NEW CENTERS PARTNER HINGE..( set up equals heads pass the ocean)  
CENTER GIRLS TRADE...RECYCLE....  
PASS THRU...LEFT ALLE....box 1-4.

---

1P-2P....PASS THRU...WHEEL & DEAL....DOUBLE PASS THRU....  
CENTERS IN..CENTERS PARTNER TRADE...ENDS TRADE...lines up & back..  
PASS THRU...BEND THE LINE...STAR THRU...ZOOM....  
CENTERS SWING THRU..TURN THRU..LEFT ALLE.

---

1P-2P....PASS THRU...TAG THE LINE....  
CENTERS IN..CENTERS PARTNER TRADE & ROLL..SWING THRU...  
ENDS FACE IN...CENTERS EXTEND TO A WAVE....  
SWING THRU...BOYS RUN...SLIDE THRU...LEFT ALLE.

---

1P-2P....PASS THRU...WHEEL & DEAL..DOUBLE PASS THRU....  
CENTERS IN..CENTERS CHASE RIGHT...ENDS 1/2 a TRADE THEN TOUCH 1/4.  
Check Columns...8 CIRCULATE...BOYS RUN....  
DO SA DOE TO A WAVE...RECYCLE...LEFT ALLE.

---

1P-2P....PASS THRU...WHEEL & DEAL..DOUBLE PASS THRU..  
CENTERS IN..CENTERS FOLD...SWING THRU..  
BOYS RUN...STAR THRU...PASS THRU...LEFT ALLE.

---

1P-2P....PASS THRU...WHEEL & DEAL...DOUBLE PASS THRU....  
CENTERS IN..CENTERS CROSS FOLD....  
SPIN THE TOP...BOX THE GNAT..CHANGE SOMETHING..LEFT ALLE.

---

1P-2P..PASS THRU..WHEEL & DEAL..DOUBLE PASS THRU....  
CENTERS IN..CENTERS U TURN BACK...ENDS RUN...lines up & back..  
TOUCH 1/4...8 CIRCULATE...FOUR GIRLS TRADE & ROLL TO FACE..  
GIRLS SQUARE THRU FOUR...BOYS FACING OUT RUN RIGHT....  
CURLIQUE...BOYS TRADE...BOYS RUN...BEND THE LINE....  
RIGHT & LEFT THRU...SLIDE THRU...LEFT ALLE..

---

The above examples should give you a start at creating your own combinations that will provide the dancers with some interesting routines based around Centers In but without the next command always being a Cast Off 3/4...

## SIGHT CALLING HINTS:

I have published over the years a number of Sight Calling systems. The caller who has limited experience with sight calling often finds himself in a rut with the same get out every time. The sight caller who can resolve the square many different ways creates greater surprise with the Left Allemande... The key is based upon two things, first the matching up of your primary couple. That is first and most important, second is the quick recognition of the location of the secondary couple and to determine if they are matched up or with opposites. Once this is done the resolving of the set should be made easily. Some ideas and hints. Lets say the primary couple is #1 couple.

Once the primary couple is matched up, and you are in facing lines observe the couple that is facing the primary couple... The following observations can easily be made...

1. Is the couple facing the primary made up of;
  - A. The secondary Couple
  - B. The secondary MAN & opposite lady.
  - C. The secondary LADY & opposite man
  - D. None of the secondary couple.

Now, once you have determined the make up of the couple facing the primary you can make several choices....based upon their make up....

1. If the facing couple is the secondary couple then all that is necessary is to determine the sequence of the set by the rotation of the men...The secondary man to the left of the primary man you are IN sequence, if the secondary man is to the right you are out of sequence...Easier yet is ability to SEE a left alle. or a crossrail thru to a left alle....
2. If the facing couple is the secondary MAN and not the secondary lady then call a pass the ocean..then a recycle...to place the primary couple facing the Secondary man and his opposite in an eight chain thru set up. Now if the primary couple is on the outside of the set call a square thru 3/4 and trade by to a left alle... If the primary couple is on the inside of the set..call a pass thru and trade by to the left alle... (this is based upon the fact that the couple facing the primary did not have the number 4 lady and she is the corner lady to the primary number 1 man.)
3. If the facing couple is made up of the secondary Lady and her opposite then call a pass the ocean & recycle....If the primary couple is on the outside of the set then you have a left alle...If the primary couple is on the inside of the set then dive thru and square thru 3/4 to a left alle. ( this is determined by the fact that the secondary lady, the corner to the primary man is in the facing couple.)
4. If the facing couple is made up of neither of the secondary couple this tells you that the secondary couple is matched up and you only need to determine the sequence

If you are using the two faced line method and have the primary couple matched up then call your wheel & deal and make the following determinations...

1. Primary couple facing Secondary couple....
  - A. Place primary on the outside of the set and call a swing thru.. turn thru to a left alle.
2. Primary couple facing a couple made up of neither of the secondary folks,
  - A. Place the primary couple on the inside of the set and call a swing thru..turn thru..left alle.
3. Primary couple facing the secondary lady and her opposite man..
  - A. Place the primary couple on the outside of the set and call



## SIGHT CALLING CONT.

a left alle.

4. Primary couple facing the secondary man and his opposite
  - A. Place the primary couple on the inside of the set and call a pass thru and trade by to a left alle.

The key to successful sight calling is the ability to make snap shop observations and use the information gathered. Knowing what to look for and how to use that information can be studied and mastered but only with experience can you develop the ability to make the correct determination so the word is PRACTICE, PRACTICE AND PRACTICE...

-----

## STROLL AND CYCLE...ALL POSITION.

With the selection of Stroll & Cycle as the Callerlab Quarterly experimental some of you will be interested in trying some all position dancing with the figure. I would suggest that first your dancers should be able to recycle from all positions easily or else you will run into some problems....I would also suggest that you walk thru the action from some of the A.P.D. set ups so the dancers get the feel for the action...

HEADS PASS THE OCEAN....GIRLS TRADE AND GIRLS RUN...  
STROLL & CYCLE....BEND THE LINE....  
STAR THRU....ZOOM....SQUARE THRU 3/4....LEFT ALLE.

-----

HEADS PASS THRU..AROUND ONE TO A LINE....  
PASS THRU....WHEEL & DEAL....ZOOM....  
BOYS SWING THRU....CENTER BOYS RUN RIGHT....  
STROLL & CYCLE....CENTERS TRADE....  
COUPLES CIRCULATE....BEND THE LINE....  
STAR THRU....ZOOM....SQUARE THRU 3/4....LEFT ALLE.

-----

1P-2P....PASS THRU....TAG THE LINE RIGHT....  
FERRIS WHEEL..CENTERS VEER LEFT....STROLL & CYCLE....  
1/2 TAG THE LINE....8 CIRCULATE....  
SCOOT BACK....BOYS RUN....BEND THE LINE....LEFT ALLE. 1p-2p.

-----

## DANCING THE CALLERLAB EXTENDED BASIC PROGRAM. (1-54)

BOX 1-4....SWING THRU....GIRLS TRADE....  
BOYS TRADE....BOYS RUN....WHEEL & DEAL....  
DIVE THRU....SQUARE THRU..3/4....LEFT ALLE.

-----

BOX 1-4....SWING THRU....GIRLS TRADE..BOYS TRADE....  
BOYS RUN..COUPLES CIRCULATE....BEND THE LINE....  
PASS THRU....WHEEL & DEAL....SQUARE THRU 3/4....LEFT ALLE..

-----

1P-2P....STAR THRU..DO SA DOE TO A WAVE....  
8 CIRCULATE....SWING THRU....GIRLS CIRCULATE..BOYS TRADE...  
SWING THRU....BOYS TRADE..BOYS CIRCULATE....  
GIRLS TRADE....GIRLS RUN....WHEEL & DEAL....  
TURN THRU....LEFT ALLE..

-----

HEADS PASS THRU..AROUND ONE TO A LINE...  
CENTER FOUR..RIGHT & LEFT THRU....THEN PASS THRU..SPLIT TWO..  
AROUND ONE TO A LINE...NEW CENTERS LEFT SQUARE THRU FOUR...  
ENDS STAR THRU..CALIF.TWIRL....LEFT ALLE...

-----

## DANCING THE EXTENDED PROGRAM CONT.

HEADS CROSSTAIL THRU..AROUND ONE TO A LINE...  
STAR THRU....PASS THRU....TRADE BY....  
STAR THRU....PASS THRU....WHEEL & DEAL....ZOOM....  
CENTERS RIGHT & LEFT THRU....PASS THRU....  
SPIN CHAIN THRU....GIRLS CIRCULATE ONE SPOT....  
BOYS RUN....COUPLES CIRCULATE....  
WHEEL & DEAL....LEFT ALLE..

-----  
HEAD LADIES CHAIN RIGHT...NEW SIDE LADIES CHAIN ACROSS...  
SIDES FACE....GRAND SQUARE....8 STEPS....LEFT ALLE..

-----  
Opener. ALL AROUND THE LEFT HAND LADY....SEE SAW YOUR TAW....  
MEN MAKE A RIGHT HAND STAR....PICK UP YOUR PARTNER..  
STAR PROMENADE....  
GIRLS ROLL BACK....LEFT ALLE.

## DANCING MAINSTREAM AND QUARTERLY EXPERIMENTALS.

-----  
1P-2P....PASS THRU....GIRLS TRADE (step forward & loop around)  
SPLIT CIRCULATE....WALK & DODGE....  
CHASE RIGHT....BOYS FOLD....GIRLS SQUARE THRU 3/4....  
DO SA DOE TO A WAVE...SCOOT BACK....  
SPLIT CIRCULATE....WALK & DODGE....PARTNER TRADE & ROLL TO FACE.  
GRAND RIGHT & LEFT.....

-----  
1P-2P....CENTER FOUR..SPIN THE TOP...ENDS STAR THRU....  
PING PONG CIRCULATE....WAVE RECYCLE...  
DOUBLE PASS THRU....TRACK II....  
GIRLS TRADE....RECYCLE....PASS THRU..LEFT ALLE..

-----  
HEADS PASS THRU..AROUND ONE TO A LINE....  
ENDS STAR THRU....CENTERS TOUCH 1/4..& WALK & DODGE....  
SPIN CHAIN THRU....GIRLS CIRCULATE DOUBLE....  
SCOOT BACK....FAN THE TOP....RIGHT & LEFT THRU....  
PASS THRU....BEND THE LINE....1/2 SQUARE THRU....  
TRADE BY....LEFT ALLE..

-----  
HEADS TURN THRU..AROUND ONE TO A LINE....  
RIGHT & LEFT THRU....DIXIE STYLE TO A WAVE....  
BOYS..SCOOT BACK....BOYS CROSS RUN & BOYS CIRCULATE....  
GIRLS TRADE....RECYCLE & VEER LEFT....COUPLES CIRCULATE....  
BOYS RUN....TURN THRU....LEFT ALLE.....

-----  
1P-2P....PASS THRU....BOYS RUN RIGHT....SPIN THE TOP....  
CENTER FOUR..RECYCLE....ENDS DO A LONG RECYCLE BEHIND THE  
CENTERS.....CENTERS SWING THRU & TURN THRU....LEFT ALLE.

-----  
1P-2P....PASS THRU....WHEEL & DEAL....DOUBLE PASS THRU....  
CENTERS IN CAST OFF 3/4....PASS THRU....  
TAG THE LINE....TRACK II....  
SWING THRU....SPIN THE TOP TO A CURLIQUE....  
COORDINATE....WHEEL & DEAL....LEFT ALLE.. (box 1-4)

## THE CALLERLAB PLUS I PROGRAM.

### EXPLORING RUN & ROLL IN COMBINATION.

When using Roll as an extension to RUN the dancer needs to first know if he or she is running to the right or left...If running right...the dancer must complete the run then make a Right face  $1/4$  turn... If running left...the dancer must complete the run then make a Left face  $1/4$  turn....I sometimes see that dancers are not really sure where the run really ends and that the roll is not always to face some one.....

HEADS PASS THRU AROUND ONE TO A LINE....  
PASS THRU..WHEEL & DEAL....DOUBLE PASS THRU....  
CENTERS IN..CENTERS (boys) RUN & ROLL....  
GIRLS PARTNER TRADE & GIRLS SQUARE THRU FOUR....  
CURLIQUE....BOYS TRADE....BOYS RUN....  
BEND THE LINE....STAR THRU....  
PASS TO THE CENTER..SQUARE THRU  $3/4$ ....LEFT ALLE..

---

1P-2P....PASS THRU....WHEEL & DEAL..DOUBLE PASS THRU....  
CENTERS IN CAST OFF  $3/4$ ....PASS THRU....WHEEL & DEAL...  
DOUBLE PASS THRU....CENTERS IN..CENTERS RUN & ROLL....  
GIRLS PARTNER TRADE & ROLL...GIRLS SWING THRU....  
EXTEND TO A WAVE...SCOOT BACK....BOYS RUN....  
PASS THRU....WHEEL & DEAL..SQUARE THRU  $3/4$ ....LEFT ALLE.

---

HEADS PASS THRU....U TURN BACK....CIRCLE EIGHT...  
FOUR BOYS SQUARE THRU..FOUR....CENTERS IN CENTERS RUN & ROLL....  
GIRLS SQUARE THRU FOUR....CURLIQUE....  
BOYS TRADE....SPIN THE TOP....CURLIQUE....  
TRIPLE SCOOT BACK....BOYS RUN....  
SQUARE THRU  $3/4$ ....LEFT ALLE...

---

1P-2P....PASS THRU....WHEEL & DEAL....DOUBLE PASS THRU....  
PEEL OFF....PASS THRU....WHEEL & DEAL...  
DOUBLE PASS THRU..CENTERS IN CENTERS (girls) RUN & ROLL....  
BOYS PARTNER TRADE...BOYS SQUARE THRU FOUR....  
STAR THRU....COUPLES CIRCULATE....BEND THE LINE....  
SLIDE THRU...SQUARE THRU  $3/4$ ....LEFT ALLE.

---

HEADS ROLLAWAY  $1/2$  SASHAY....CIRCLE EIGHT...  
FOUR GIRLS SQUARE THRU FOUR...CENTERS IN..CENTERS RUN & ROLL...  
FOUR BOYS..SPIN THE TOP....EXTEND TO A WAVE....  
BOYS RUN...RIGHT & LEFT THRU...SLIDE THRU...LEFT ALLE...

---

BOX 1-4....SWING THRU....BOYS RUN & ROLL....  
GIRLS WALK & DODGE & PARTNER TRADE& ROLL....  
ALL DOUBLE PASS THRU....GIRLS U TURN BACK....  
STAR THRU....COUPLES CIRCULATE....  
BOYS RUN...FAN THE TOP....TURN & LEFT THRU....  
FLUTTER WHEEL... LEFT ALLE...

---

From certain set ups the CrossRun has become a popular call and the ROLL can be easily used after a cross run....

BOX 1-4....SWING THRU....BOYS RUN...TAG THE LINE RIGHT....  
BOYS CROSS RUN & ROLL....GIRLS CAST OFF  $3/4$ ....  
CENTER GIRLS TRADE...GIRLS EXTEND TO A WAVE....  
SPLIT CIRCULATE....BOYS RUN...LEFT ALLE...1P-2P.

## PLUS I CONT.

BOX 1-4....DO SA DOE TO A WAVE..GIRLS TRADE..GIRLS RUN...  
TAG THE LINE RIGHT....GIRLS CROSS RUN & ROLL...  
BOYS CAST OFF 3/4....BOYS EXTEND TO A WAVE....  
BOYS RUN....SLIDE THRU....LEFT ALLE....

---

## DANCING THE PLUS I PROGRAM.

BOX 1-4....SINGLE CIRCLE TO AN OCEAN WAVE....  
BOYS TRADE....TURN & LEFT THRU....  
PASS THRU....TRADE BY....SPIN CHAIN THE GEARS....  
RECYCLE..VEER LEFT....COUPLES CIRCULATE....  
TAG THE LINE RIGHT....BOYS CROSS RUN ...GIRLS HINGE....  
DIAMOND CIRCULATE....FLIP THE DIAMOND....  
GIRLS RUN....BEND THE LINE....LEFT ALLE....

---

1P-2P....PASS THRU....WHEEL & DEAL...DOUBLE PASS THRU...  
PEEL OFF...BEND THE LINE....  
TOUCH 1/4....CENTER FOUR WALK & DODGE....  
THOSE WHO CAN STAR THRU...OTHER BOY PUT CENTERS IN & CAST 3/4.  
LINES UP & BACK....PASS THRU....TAG THE LINE RIGHT....  
GIRLS HINGE....DIAMOND CIRCULATE....BOYS SWING THRU....  
FLIP THE DIAMOND...SCOOT BACK..GRAND RIGHT & LEFT.....

---

HEADS STAR THRU....PASS THRU....  
SWING THRU....GIRLS FOLD....PEEL THE TOP....  
GRAND SWING THRU....BOYS RUN RIGHT....  
TRIPLE TRADE....COUPLES HINGE....  
FERRIS WHEEL....ZOOM....CENTERS SWING THRU.-----  
BOYS RUN...1/2 TAG.....LEFT ALLE...

---

HEADS PAIR OFF....STAR THRU....PASS THRU....  
BEND THE LINE....PAIR OFF....  
CENTERS IN CAST OFF 3/4....SLIDE THRU....LEFT ALLE...

---

1P-2P....PAIR OFF....CENTERS IN CAST OFF 3/4....  
RIGHT & LEFT THRU...DIXIE STYLE TO A WAVE....  
BOYS CIRCULATE....BOYS CROSS RUN....  
SCOOT BACK....GIRLS CIRCULATE....BOYS TRADE....  
SPIN THE TOP...RIGHT & LEFT THRU....  
DIXIE STYLE TO A WAVE....GIRLS CIRCULATE..  
BOYS TRADE...TRADE THE WAVE....GIRLS RUN...  
BEND THE LINE....LEFT ALLE...

---

SIDES LEAD RIGHT..CIRCLE TO A LINE...  
HEAD LADIES CENTER TEA CUP CHAIN...  
SIDE LADIES RIGHT.....CONTINUE AS USUAL....  
FINISH THE TEA CUP BACK IN LINES OF FOUR AS YOU  
STARTED IN.....BACK TO AN IN SEQUENCE LINE.....

---

Dancing Plus I is a logical step for your club dancers after they have mastered the Mainstream program. Many places I have observed lately shows me that the Plus I program is the "club" level and Mainstream is for the new dancers and the occasional dancer...Not sure I agree with the Facts but that what I've observed.

## THE CALLERLAB PLUS II PROGRAM.

### EXPLORING RELAY THE DEUCEY.

Relay The Deucey is a BIG ZERO no matter where you start, it will bring you back to the same formation and dancer relationship..Example is that if you start in a Box 1-4 wave and call relay the deucey you will end back in a Box 1-4 wave... Most of the plus II dancers will do relay the deucey from the standard wave easily but from other waves it is often a difficult call...Lets explore the set up where you have a Box 1-4 and call a swing thru....We know that if we use relay the deucey here we have a zero so we can follow with a boys run wheel & Deal and you have your Box 1-4.

DON'T expect your dancers to do a relay the deucey after the swing thru cold...You will have to re-teach the action and drill with the opportunity to dance it.....

BOX 1-4....SWING THRU....RELAY THE DEUCEY....  
SPIN THE TOP....RIGHT & LEFT THRU....  
FLUTTER WHEEL....SWEEP 1/4....LEFT ALLE....

---

BOX 1-4....SWING THRU....RELAY THE DEUCEY....  
BOYS RUN....FERRIS WHEEL....DOUBLE PASS THRU....  
TRACK II....GIRLS RUN....BEND THE LINE....LEFT ALLE...

---

BOX 1-4....SWING THRU....RELAY THE DEUCEY....  
BOYS RUN....1/2 TAG....SCOOT BACK....  
BOYS RUN....SLIDE THRU....LEFT ALLE..

---

1P-2P....STAR THRU....PASS THRU....TRADE BY....  
SWING THRU....BOYS TRADE....RELAY THE DEUCEY....  
BOYS RUN....1/2 TAG..WALK & DODGE....PARTNER TRADE....  
SQUARE THRU FOUR....TRADE BY....PASS THRU....LEFT ALLE...

---

1P-2P....SQUARE THRU FOUR....TRADE BY....  
SWING THRU....RELAY THE DEUCEY....  
BOYS RUN....BEND THE LINE....  
PASS THRU....BEND THE LINE....TOUCH 1/4....  
TRIPLE SCOOT....BOYS RUN....  
SWING THRU....GRAND RIGHT & LEFT.....

---

NOTE: It is important that you present the dancers with the opportunity to do relay the deucey after the swing thru from eight chain thru boxes set up by having the Sides Square Thru Four not only the Heads....The Action of the figure requires experience in several positions so see that your dancers have that opportunity.....

### SOME ADDITIONAL RELAY THE DEUCEY POSITIONS:

BOX 1-4....TOUCH 1/4....SPLIT CIRCULATE....  
RELAY THE DEUCEY....BOYS RUN....PASS THE OCEAN....  
RECYCLE....PASS TO THE CENTER....SQUARE THRU 3/4....LEFT ALLE..

---

HEADS SQUARE THRU FOUR....SIDES 1/2 SASHAY....  
DO SA DOE TO A WAVE....RELAY THE DEUCEY....  
SWING THRU....BOYS RUN....PASS THRU....  
WHEEL & DEAL....ZOOM....SQUARE THRU 3/4....LEFT ALLE...

---

Relay The Deucey can be quite challenging when used in the A.P.D. concept...Don't over do the usage as it will create some problems for the weaker dancers...Easy does it!!!!!!

## DANCING PLUS II.

HEADS CURLEY CROSS....SWING THRU....SCOOT BACK....  
BOYS RUN....LOAD THE BOAT....SQUARE THRU 3/4....LEFT ALLE.

---

1P-2P....STAR THRU....PASS THRU....TRADE BY....  
SWING THRU....BOYS RUN....TAG THE LINE RIGHT....  
BOYS CROSS RUN....CROSS FIRE....COORDINATE....  
BEND THE LINE....SQUARE THRU FOUR....TRADE BY....LEFT ALLE...

---

BOX 1-4....SWING THRU....BOYS RUN....TAG THE LINE....  
CENTERS IN CAST OFF 3/4....ENDS (girls) DO YOUR PART OF A LOAD  
THE BOAT....BOYS SQUARE THRU FOUR....  
SPLIT TWO AROUND ONE TO A LINE....ENDS (boys) DO YOUR PART  
OF A LOAD THE BOAT....GIRLS TOUCH 1/4....  
GIRLS WALK & DODGE....STAR THRU....COUPLES CIRCULATE....  
FERRIS WHEEL....CENTERS SWING THRU..TURN THRU..LEFT ALLE..

---

1P-2P....PASS THRU....TAG THE LINE RIGHT....  
FERRIS WHEEL & SPREAD....CENTERS SQUARE THRU FOUR....  
ENDS CURLIQUE....CENTERS IN CAST OFF 3/4..(a little odd)  
BOYS FERRIS WHEEL..GIRLS RECYCLE....BOYS DO SA DOE TO A WAVE...  
BOYS EXPLODE YOUR WAVE & SEPERATE AROUND ONE TO A LINE....  
PASS THRU....TAG THE LINE RIGHT....COUPLES CIRCULATE....  
BEND THE LINE....RIGHT & LEFT THRU....  
LOAD THE BOAT....PASS THRU....LEFT ALLE....

---

SIDES 1/2 SASHAY....HEADS CURLEY CROSS....  
CURLIQUE....SPLIT CIRCULATE....EXTEND....  
BOYS SWING THRU...GIRLS 1/4 RIGHT see your Diamonds...  
DIAMOND CIRCULATE....GIRLS SWING THRU..CENTER GIRLS RUN...  
GIRLS 1/2 TAG....BOYS CIRCULATE ONCE....  
COUPLES CIRCULATE....GIRLS CROSS RUN....  
WHEEL & DEAL...SQUARE THRU..ON THE THIRD HAND..GRAND RIGHT  
AND LEFT.....

---

BOX 1-4....DO SA DOE TO A WAVE....  
EXPLODE AND..LOAD THE BOAT....  
STAR THRU....PASS THRU....U TURN BACK...LEFT ALLE.

---


ALLEMANDE LEFT..FORWARD TWO..ALLEMANDE THAR...  
REMAKE THE THAR....GIRLS RUN...PROMENADE....  
GIRLS ROLLAWAY 1/2 SASHAY....LEFT ALLE....

---

Are you an active member in your Callers Association? You say why bother it always turn out to be a "bull" session....Change that and get your association to conduct some real educational programs. Use the experienced callers and plan some clinics with the Traveling callers. Some of the traveling callers will do a good job and the entire association will benefit....EDUCATION IS THE KEY...

KEEP THEM DANCING...

NOTES FOR CALLERS  
JACK LASRY  
1513 No. 46th Ave.  
HOLLYWOOD, FLA. 33021



FIRST CLASS MAIL

MAL 'YIKES' CAMERON  
RFD #1 BOX 97-A  
DEERFIELD NH 03037

**notes** JACK A. LASRY 1513 N. 46th AVE. / HOLLYWOOD, FLORIDA 33021 / (305) 981-7788  
**FOR CALLERS**

SEPTEMBER 1978

VIEWPOINT.....	40
BASIC CHOREOGRAPHY. 1/2 TAG CHOREO.....	40
RIGHT & LEFT THRU & 1/4 MORE.....	41
EXAMPLES OF POOR CHOREO.....	41
TWO STEPS AT A TIME..EXPERIMENTAL.....	42
DANCING MAINSTREAM.....	43
THE PLUS PAGE..TURN & LEFT THRU & 1/4 MORE..	44
TURN THE BOAT.....	44
ONE STEP AT A TIME.....	44

VIEWPOINT: The summer is over and we all turn our attention to the start of our Fall programs of Classes, Workshops and Club Dancing. Lets make an effort to keep the fun in our classes and see if the long class time can be made into a Class Dance Program which includes lots of opportunity for social fun as well as the grind of learning new calls each week.

I was a bit taken back at one of my fellow note services for playing up a real gimmick call Flip the Chicken & Flip the Rooster. Do we need to lower the level of fun to a pre-school plateau...Why not call the directional girls turn back or boys turn back....Really now...

This month we get back to our regular monthly schedule and have a few interesting ideas to share. One is a short section on what is examples of BAD or poor flowing choreography that we have heard over the past years so you can test your own thinking on the subject...

I HAVE 11 J.L. 100 MIKES LEFT AT THE PRESENT PRICE OF \$60.00  
The manufacturer has told me the cost of my next order will increase \$5.35 .  
I will be forced to increase the cost of the mike to \$65.00. So if you have been thinking about getting one, save \$5.00 and order it now!!!!

-----

#### BASIC CHOREOGRAPHY:

Combinations starting with a 1/2 Tag The Line can blend into some nice dancing. Some ideas starting from a standard eight chain thru box with a swing thru..boys run...are zero dance combinations.

1. 1/2 Tag..Scoot Back..Boys Run..Slide Thru.
2. 1/2 Tag..Split Circulate..Boys Run..Pass The Ocean..Recycle.
3. 1/2 Tag..Walk & Dodge..Partner Trade..Pass The Ocean..Recycle.
4. 1/2 Tag..Trade & Roll..Right & Left Thru...
5. 1/2 Tag..Girls Run..Star Thru..Calif. Twirl..Right & Left Thru.
6. 1/2 Tag..Trade..Boys Run..Slide Thru...

The above 6 combinations will also zero out from 1P-2P lines: Call a swing thru..boys run then any one of the above and you will end back in a 1P-2P line.

7. 1/2 Tag..Balance..8 Circulate..Boys Run..Slide thru..  
Square Thru 3/4..Trade By. Tech. zero from an eight chain thru box.

For a little variety within the same theme try the following which are set up from eight chain boxes by calling a Do Sa Doe to a normal wave and have the Girls run then:

1. 1/2 Tag..Scoot Back..Girls Run..Box The Gnat..Pass The Ocean..  
Recycle..Zero.
2. 1/2 Tag..Split Circulate..Hinge 1/4..Boys Trade..Boys Run..  
Wheel & Deal..Right & Left Thru..zero.
3. 1/2 Tag..Split Circulate..Walk & Dodge..Partner Trade..  
Pass The Ocean..Recycle..zero.

The above combinations are all zero dances and can easily become part of your choreography. The Mainstream dancer will find them danceable, smooth and within their ability to respond to modern choreography...



## RIGHT & LEFT THRU & 1/4 MORE. A Mainstream Extension.

Right & Left Thru & 1/4 More is not a new idea but quite an old one, The search for additional ways to set up two faced lines for use with Stroll & Cycle brought us back to this old timer and we find it again a useful and smooth extension of a basic. The action is really a basic Right & Left Thru and the Courtesy Turn is continued until the girls lock right hands to form a two faced line. You can almost talk the dancers into the call and only the "sloppy" dancers will find it gives them problems. The need for a proper courtesy turn without short cuts is really the answer...I often add the words "hook four in line" after the call Right & Left Thru & 1/4 More is called...

Box 1-4....SLIDE THRU....RIGHT & LEFT THRU & 1/4 MORE... (hook 4 in line)  
COUPLES CIRCULATE....BEND THE LINE...SLIDE THRU...LEFT ALLE.

1P-2P....RIGHT & LEFT THRU & 1/4 MORE....FERRIS WHEEL...  
CENTERS PASS THRU ,DO SA DOE TO A WAVE...GIRLS TRADE...  
RECYCLE.... SWING THRU...TURN THRU...LEFT ALLE.

To set up the Stroll & Cycle 1/4 line formation:

HEADS RIGHT & LEFT THRU & 1/4 MORE....STROLL & CYCLE....  
COUPLES CIRCULATE....WHEEL & DEAL...PASS THRU,...LEFT ALLE..

NOTE: While working out some material for the Right & Left Thru & 1/4 More I have made an interesting discovery.. You can from any normal eight chain thru box use the following combination to become a technical zero, the same as the Magic Module.....SLIDE THRU....RIGHT & LEFT THRU & 1/4 MORE...COUPLES CIRCULATE....BEND THE LINE....SLIDE THRU....

EXAMPLE OF THE ABOVE:

BOX 1-4....SLIDE THRU....RIGHT & LEFT THRU & 1/4 MORE...  
COUPLES CIRCULATE....BEND THE LINE....SLIDE THRU.... Sides Box 1-4.

---

## EXAMPLES OF POOR CHOREOGRAPHY:

Our summer filled with callers schools and listening to callers has led me to attempt this approach to call to your attention some examples that I have been hearing all summer and which I feel have real flaws if you are interested in calling smooth flowing dances.

From a Box 1-4 or similar boxes I have heard the following:

1. Curlique..Walk & Dodge to a BEND THE LINE
2. Curlique..Walk & Dodge to a TAG THE LINE
3. Curlique..Walk & Dodge to a WHEEL & DEAL

The above three examples have the center Boy Dancers forced into a back up motion or a quick side wards change in motion...Poor Dancing .

4. Curlique..Walk & Dodge..CAST OFF 3/4....

From facing couples; Star thru to a FLUTTER WHEEL....

From facing couples ..Pass Thru..Partner Trade to a FLUTTER WHEEL.

From an 8 Chain thru Box..Dive Thru..to a FLUTTER WHEEL

From lines facing out..Bend The Line to a FLUTTER WHEEL

The above examples to a Flutter Wheel also include the starting action to a LADIES CHAIN or to a DIXIE STYLE TO AN OCEAN WAVE;

The flow is fine for the girls but causes an abrupt stop for the men, this can easily be eliminated by adding a right & left thru prior to the flutter or ladies chain etc...

## EXPERIMENTAL WORKSHOP: TWO STEPS AT A TIME.....Lee Kopman

Lee has given us a Mainstream quality experimental that our dancers find quite comfortable and not too complicated but well timed and as a bonus it could bring some emphasis to peel off which is a neglected call by many mainstream callers....Starting from columns, the lead TWO dancers will do a normal peel off then as a couple extend (move ahead) to the middle of the column and bend to face in. They will become the trailing couple in a double pass thru formation when the action is completed... The Trailing TWO dancers in the column will move ahead to a 1/2 tag position then trade & Roll to end as the leaders in a Double pass thru formation... A helpful hint might be to start in columns with two girls as leaders and two boys as followers so in your teach you can explain the parts to the girls do this as the boys do that....If your dancers are weak with peel off then you may wish to review and dance some peel off routines for a couple of dances prior to trying Two Steps at a Time....

HEADS PASS THRU..AROUND ONE TO A LINE....CURLIQUE...  
TWO STEPS AT A TIME....BOYS PASS THRU....STAR THRU....  
COUPLES CIRCULATE....WHEEL & DEAL....LEFT ALLE....sd box 1-4.

HEADS PASS THRU..AROUND ONE TO A LINE....CURLIQUE....  
TWO STEPS AT A TIME....BOYS PASS THRU....DO SA DOE TO A WAVE...  
BOYS RUN....PASS THRU....WHEEL & DEAL....ZOOM...SQUARE THRU 3/4..  
LEFT ALLE....sd box 1-4.

HEADS (sides) PASS THRU AROUND ONE TO A LINE...PASS THRU U TURN BACK....  
CURLIQUE....TWO STEPS AT A TIME....GIRLS PASS THRU....  
CURLIQUE balance BOYS TRADE....BOYS RUN....BEND THE LINE....  
SLIDE THRU...SQUARE THRU 3/4....TRADE BY....LEFT ALLE....

1P-2P....CURLIQUE....TWO STEPS AT A TIME...  
SWING THRU....TURN THRU....LEFT ALLE....

You will note that I have used curlique to set up the columns rather than Touch 1/4...The column set up with girls in the lead will take advantage of the flow of the curlique leading into the peel off part of two steps at a time...An all 8 circulate into the two steps at a time is a neutral action that works well....

Lee has some variations of two steps at a time which are explored in the Plus section and the advanced supplement.

### ADDITIONAL EXAMPLES OF TWO STEPS AT A TIME:

1P2P....CURLIQUE...TWO STEPS AT A TIME....  
DOUBLE PASS THRU....TRACK II....SWING THRU....TURN THRU....LEFT ALLE..

1P-2P....PASS THRU...WHEEL & DEAL....DOUBLE PASS THRU...CENTERS IN CAST  
OFF 3/4....TOUCH 1/4....8 CIRCULATE....TWO STEPS AT A TIME....  
CENTERS SWING THRU....EXTEND....BOYS CIRCULATE...  
RECYCLE....LEFT ALLE..sd box 1-4.

HEADS PASS THRU..AROUND ONE TO A LINE....CURLIQUE....  
TWO STEPS AT A TIME....BOYS ZOOM....GIRLS TOUCH 1/4....  
GIRLS WALK & DODGE GIRLS CLOVERLEAF....BOYS PASS THRU...  
DO SA DOE TO A WAVE....BOYS RUN...CROSSTAIL THRU...LEFT ALLE....

1P-2P....TOUCH 1/4...8 CIRCULATE...CENTERS TRADE...TWO STEPS AT A TIME...  
DOUBLE PASS THRU...CLOVERLEAF....GIRLS SWING THRU...  
EXTEND TO A WAVE....SPLIT CIRCULATE....BOYS RUN...  
STAR THRU..PASS THRU..TRADE BY...PASS THRU...LEFT ALLE.....

DANCING MAINSTREAM AND 1/4ly EXPERIMENTALS; Standard Positioning.

1P-2P....PASS THE OCEAN....SWING THRU....BOYS RUN....  
FERRIS WHEEL....DOUBLE PASS THRU....CENTERS IN CAST OFF 3/4....  
STAR THRU....DOUBLE PASS THRU....TRACK II....  
SWING THRU....BOYS TRADE....TURN THRU....LEFT ALLE....

---

1P-2P....TOUCH 1/4....8 CIRCULATE....  
CENTERS TRADE & ROLL TO FACE..THEN SQUARE THRU FOUR...  
END BOYS RUN RIGHT....SPIN CHAIN THRU....GIRLS CIRCULATE DOUBLE....  
GRAND RIGHT & LEFT....

---

BOX 1-4....TOUCH 1/4....SPLIT CIRCULATE....BOYS RUN...  
PASS THRU....WHEEL & DEAL...DOUBLE PASS THRU....  
CLOVERLEAF....CENTERS RIGHT & LEFT THRU...VEER LEFT....hook 4 in line.  
STROLL & CYCLE....BEND THE LINE....SLIDE THRU...LEFT ALLE...box 1-4

---

1P-2P....PASS THRU....BOYS RUN RIGHT...SCOOT BACK....  
BOYS RUN...RIGHT & LEFT THRU....DIXIE STYLE TO A WAVE....  
BOYS CROSS RUN..BOYS CIRCULATE...GIRLS TRADE....RECYCLE & VEER LEFT...  
FERRIS WHEEL CENTERS VEER LEFT (hook 4 in line)  
STROLL & CYCLE....BEND THE LINE....STAR THRU....  
PASS THRU...TRADE BY.....LEFT ALLE...sd box 1-4.

---

1P-2P....SWING THRU....BOYS RUN....1/2 TAG..WALK & DODGE....  
TRADE BY....SPIN CHAIN THRU....GIRLS CIRCULATE DOUBLE....  
BOYS RUN...FERRIS WHEEL....CENTERS SQUARE THRU 3/4....LEFT ALLE. sd box1-4

---

DANCING MAINSTREAM AND 1/4 EXPERIMENTALS : Reasonable A.P.D.

BOX 1-4....TOUCH 1/4....SPLIT CIRCULATE....BOYS FOLD....  
GIRLS SWING THRU....EXTEND TO A WAVE....WALK & DODGE....  
CHASE RIGHT...SCOOT BACK...GIRLS TRADE (loop around girls)  
STAR THRU....PASS THRU....LEFT ALLE....

---

1P-2P....RIGHT & LEFT THRU....DIXIE STYLE TO A WAVE....  
FAN THE TOP....TRADE THE WAVE....GIRLS TRADE....RECYCLE....  
LEFT ALLE.....zero to 1P-2P.

---

1P-2P....RIGHT & LEFT THRU....DIXIE STYLE TO A WAVE....  
GIRLS CIRCULATE...FAN THE TOP....TRADE THE WAVE....  
GIRLS TRADE...RECYCLE...STAR THRU...  
DIVE THRU...SQUARE THRU 3/4....LEFT ALLE...

---

BOX 1-4....SWING THRU....SPIN THE TOP....  
RIGHT & LEFT THRU....DIXIE STYLE TO AN OCEAN WAVE....  
BOYS CIRCULATE...FAN THE TOP....TRADE THE WAVE....  
GRAND SWING THRU...BOYS RUN...  
BEND THE LINE....PASS THRU...TRADE BY....LEFT ALLE....

---

1P-2P....RIGHT & LEFT THRU....DIXIE STYLE TO AN OCEAN WAVE...  
GIRLS CIRCULATE....GIRLS TRADE...BOYS TRADE....  
RECYCLE....LEFT ALLE....box 1-4...

---

## THE PLUS PAGE:

The usage of Right & Left Thru & 1/4 more can be applied to TURN & LEFT THRU & 1/4 MORE...Also ending in two faced lines.....

1P-2P....SWING THRU....TURN & LEFT THRU & 1/4 MORE....

GIRLS HINGE....DIAMOND CIRCULATE....

FLIP THE DIAMOND..SWING THRU....TURN THRU....LEFT ALLE...

---

1P-2P....PASS THRU....TAG THE LINE..CENTERS IN CAST OFF 3/4...

TURN & LEFT THRU & 1/4 MORE....COUPLES HINGE...

TRIPLE TRADE....COUPLES HINGE....BEND THE LINE...

STAR THRU....DIVE THRU....SQUARE THRU 3/4...LEFT ALLE....

---

LOAD THE BOAT continues to be a very popular workshop call and has led to a few variations...This one by Bob Elling is called Turn The Boat and can be called directional with good results... Starting from normal 1P-2P lines the ending formation is the 1/4 line set up ready for a Stroll & Cycle..... The ends of the line will do their part of a load the boat. (circulate by three people and with the third pass in) The centers will turn & left Thru & 1/4 more ending in the two faced line thru the middle .... I have called it directionally and the timing is just a bit off while the timing when using Turn The Boat is about perfect....The name can present problems but you decide which method fits you best.....

1P-2P....TURN THE BOAT....STROLL & CYCLE...

WHEEL & DEAL....PASS THRU....TRADE BY....LEFT ALLE....box 1-4.

1P-2P....TURN THE BOAT....FERRIS WHEEL....ZOOM....

SQUARE THRU 3/4....LEFT ALLE...

Note that turn the boat is best used from normal lines.....

---

## ONE STEP AT A TIME. Experimental by Lee Kopman.

From columns the ONE lead dancer in each column will peel back then extend to the middle of the column and turn to face in....The remaining three dancers in the column will move ahead to a 1/2 tag column of six then trade & roll to face....Ends in an odd formation but one that is easily worked out of.....

1P-2P....CURLIQUE....ONE STEP AT A TIME....

CENTER GIRLS PASS THRU....GIRLS TOUCH 1/4 as the BOYS PASSIN (pass thru face in)

GIRLS EXTEND TO A WAVE...FOLLOW YOUR NEIGHBOR & SPREAD...

SCOOT BACK....BOYS TRADE....TURN THRU....LEFT ALLE....

1P-2P....TOUCH 1/4....8 CIRCULATE....ONE STEP AT A TIME...

SIX DO SA DOE TO A WAVE....SWING THRU THEN CAST RIGHT 3/4....(cast off)

SIX CIRCULATE....OUTSIDE BOYFACE LEFT....FOUR BOYS WHEEL & DEAL

BOYS SQUARE THRU 3/4....GIRLS FACING OUT..U TURN BACK....

BOYS SPLIT THE GIRLS AROUND ONE TO A LINE....PASS THRU...

TAG THE LINE RIGHT....BOYS CROSS RUN...GIRLS TRADE....

WHEEL & DEAL....PASS TO THE CENTER....SQUARE THRU 3/4....LEFT ALLE...

---

KEEP IT SMOOTH---KEEP IT FUN----KEEP THE DANCERS-----

NOTES FOR CALLERS  
JACK LASRY  
1513 No. 46th Ave.  
Hollywood, Fla. 33021



FIRST CLASS MAIL

MAL 'YIKES' CAMERON  
RFD #1 BOX 97-A  
DEERFIELD NH 03037

**notes** JACK A. LASRY 1513 N. 46th AVE. / HOLLYWOOD, FLORIDA 33021 / (305) 981-7788  
**FOR CALLERS**

OCTOBER 1978

VIEWPOINT .....	45
BASIC CHOREO. ZOOM .....	45
MAINSTREAM REVIEW...PEEL OFF .....	46
MAINSTREAM REVIEW...FAN THE TOP .....	46-47
GRAND WEAVE...CALLERLAB QUARTERLY FIGURE ..	47
DANCING MAINSTREAM .....	48
EXPERIMENTAL WORKSHOP...SLIDE THE DIAMOND	49
ROLL AS AN EXTENSION .....	49

OCTOBER 1978

VIEWPOINT: WOW! Callerlab has announced that a full effort to establish a NEW SQUARE Dance program...MAINSTREAM L.T.D. (Limited). Tired of 40 week classes? Tired of the large number of dropouts during and after class? Tired of people giving up square dancing because there is too much to learn? WELL, its time to give some serious thought to the setting up of a class program aimed at forming a Mainstream L.T.D. club that will be aimed at newer dancers and those dancers who don't desire to spend several nights a week square dancing.

The concept is for YOU to select the most necessary 50-55 basics from the present Mainstream List and even include the quarterly selections. Send your ideas of what the program should consist of to Callerlab and Jim Mayo who is chairman of this new program will evaluate the data and hopefully we can soon establish what I feel will be a great program aimed at Fun Dancing for many folks and provide the good foundation for those who choose to get more involved in Square Dancing by dancing a higher plateau. The idea is to be able to teach a class in 20-24 weeks at a comfortable pace and include the most popular basics in the program. We can teach two classes each year which should create additional interest in the program..

The Callerlab quarterly selection for the last quarter of 1978 is a change of pace type call GRAND WEAVE. Easy and fun for the Mainstream dancer, it lacks the choreography possibilities that the plus level dancers would enjoy.

-----

#### BASIC CHOREOGRAPHY:

ZOOM is a popular Mainstream Call that can lend itself to being used from several formations. The basic starting formation seems to be the Double Pass Thru set up, with the lead couple "peeling" back into the dancers position behind them as the trailing couple steps ahead into the vacating position ending again in a double pass thru formation. A form of substitute action with a bit more flow... You can apply the same rules to the completed double pass thru set up. You can also use a little variety by having from either set up just the boys zoom or just the girls zoom.. You can expand the use of Zoom to the two faced line, where you also have a lead couple and a trailing couple who can follow the zoom action pattern. The two faced line set up has the couples a bit further apart then in the double pass thru set up so be careful. Also it is possible from two faced lines or waves to have the ends only zoom!

1P-2P....PASS THRU..WHEEL & DEAL...DOUBLE PASS THRU...

ZOOM....CENTERS IN..CAST OFF 3/4....STAR THRU....

CENTERS PASS THRU...SWING THRU..TURN THRU..LEFT ALLE..

1P-2P....PASS THRU..WHEEL & DEAL..BOYS ONLY ZOOM....

CENTERS SQUARE THRU 3/4....SLIDE THRU...CROSSTAIL THRU..LEFT ALLE.

BOX 1-4..SWING THRU..BOYS RUN...ZOOM....

COUPLES CIRCULATE..WHEEL & DEAL....SQUARE THRU 3/4..

TRADE BY..LEFT ALLE..

BOX 1-4..SWING THRU..BOYS RUN..COUPLES CIRCULATE..

BOYS ONLY ZOOM..GIRLS TRADE..WHEEL & DEAL..

DIVE THRU..SQUARE THRU 3/4..LEFT ALLE...

When you try some of the odd zoom positions be sure to give the dancers an opportunity to see how they work first...

## MAINSTREAM REVIEW; PEEL OFF, FAN THE TOP.

Each quarter the Callerlab Mainstream Basics Committee will select two figures to review and feature during the three month period, Peel Off and Fan The Top have been selected for the present quarter and here is some action material for your program.

PEEL OFF has a basic starting formation from the completed double pass thru set up. The lead couple will start the action by individually turning away (peeling) from each other and complete an about face action. They will become the ends of a forming line of four. By turning away from each other they leave a wide opening between them for the trailers to step ahead into the vacating position then the trailers about face turning away from each other to end as the centers of the forming line. Note that the action of the PEEL Off is always an about face turning away from the center of the set up, like Peeling a Banana, the peeling falls away from the center.

The second basic formation for a peel off at Mainstream is the "Z" formation, that is the formation set up from an ocean wave by having the ends fold. You can easily see the leader and trailer in the Z and they respond to a Peel Off by having the leaders about face away from the center of the Z as the trailers step ahead and turn away from each other to end in a two faced line formation.

The other two formations I consider "floor stoppers" and feel they are best unused at mainstream thru plus level dances. The two formations are the double pass thru set up with the action ending in lines facing out and from columns.

The following action after a peel off from the completed double pass thru set up can

1. Include all forward figures like pass thru, star thru etc.
2. A bend the line works very smoothly.
3. A tag the line works well if properly timed.

From the Z formation the following actions work well :

1. Centers trade.
2. Couples Circulate.
3. Wheel & Deal.
4. Ferris Wheel.
5. Tag the Line ( 1/2 Tag the line)
6. Ends run to form waves.
7. Centers Hinge to form diamonds (plus 1 )

1P-2P....PASS THRU..WHEEL & DEAL..DOUBLE PASS THRU..PASS THRU...  
PEEL OFF..CURLIQUE..BOYS RUN..CENTERS PASS THRU..STAR THRU..  
PASS THE OCEAN..SWING THRU..BOYS RUN..TAG THE LINE..PEEL OFF..  
PASS THRU..TAG THE LINE RIGHT..BOYS CIRCULATE..GIRLS TRADE..  
WHEEL & DEAL..LEFT ALLE...box 1-4.

BOX 1-4...SWING THRU..GIRLS FOLD..PEEL OFF..  
WHEEL & DEAL...LEFT ALLE...zero.

BOX 1-4..SWING THRU..BOYS TRADE..GIRLS FOLD..  
PEEL OFF..BEND THE LINE..SQUARE THRU 3/4..LEFT ALLE..

---

FAN THE TOP, starts from ocean waves with the centers of the wave turning 3/4 as the ends move up to become the ends of the new ocean wave. Note that the ends will move forward to meet the same person they are holding hands with in the original wave. The basic formation is from standard waves but can be done easily from dixie style waves and should not present any great problems if used A.P.D.

Some good starting action to lead into the fan the top is aquired by calling a curlique then a cast off 3/4 to form the wave with the centers locking together which gives good starting flow to the Fan the Top. Another good starting position is to have the facing couples rollaway then box the gnat into a fan the top. Pass the ocean, trade

## FAN THE TOP Cont.

the wave and scoot back also lend themselves to good fan the top lead in figures. It is possible to call a fan the top from facing couples but from a practical standpoint it is best to establish the ocean wave first.

1P-2P...CURLIQUE..CAST OFF 3/4..FAN THE TOP..  
SWING THRU..BOYS RUN..BEND THE LINE...LEFT ALLE....zero

1P-2P..RIGHT & LEFT THRU..ROLLAWAY 1/2 SASHAY..  
BOX THE GNAT..FAN THE TOP..  
SWING THRU..TURN THRU..LEFT ALLE..

1P-2P...CENTERS BOX THE GNAT & FAN THE TOP.. ENDS STAR THRU..  
PING PONG CIRCULATE..EXTEND TO A WAVE..  
RECYCLE..DIVE THRU..SQUARE THRU 3/4..LEFT ALLE..box 1-4

BOX 1-4...SWING THRU..SCOOT BACK..FAN THE TOP..  
SPIN THE TOP..BOYS RUN..1/2 TAG..TRADE & ROLL..LEFT ALLE...box 1-4

BOX 1-4..DO SA DOE TO A WAVE..SCOOT BACK..FAN THE TOP..  
BOYS RUN..WHEEL & DEAL..SLIDE THRU..LEFT ALLE... zero.

1P-2P..RIGHT & LEFT THRU..DIXIE STYLE TO AN OCEAN WAVE..  
FAN THE TOP...BOYS CROSS RUN..RECYCLE...LEFT ALLE...zero.

---

## GRAND WEAVE..Ross Crispino. Callerlab Quarterly Selection.

The figure is a 64 beat routine that starts from a static square and each 16 beat portion is repeated four times to zero out the action. A careful teach is important to the success of the figure as it involves a little different choreography routine. I teach the figure the following way: Have the girls look over to their corner man, then tell all the girls to walk over in front of the corner and stand facing out of the set with their right shoulders adjacent, now have the girls fold behind the men to set the stage for the weaving portion, all four men start across the set and as they approach the center allow the man to your left to pass in front of you, upon crossing the set the men about face (right about face) as the girls start their weaving action across the set in a similar fashion as the men, now all star thru into promenade position and promenade 1/4 of the set and wheel or bend to face in. This portion should take 16 beats and is repeated four times to zero. Note that the ladies will remain in their original home position at the conclusion of each segment and the men will progress one position to their left each time... Styling hints: As the ladies start the action to the right have the men step back slightly, then start forward in the crossing action and have the girls ready to start across the set as soon as the men have cleared the center. You could use the figure as a 1/4 or 1/2 grand weave but the figure will best be placed in phrase with the music of a singing call as the opener or middle break. To start the action I find myself saying...Ladies Right..Grand Weave ahead of the phrase so the dancer starts on the first beat of the musical phrase.

I feel the Grand Weave is fun for our less choreo crazy dancers but will not be popular with the dancers and callers who use a lot of variety in their dancing. Try it, it does have a different flavor and could fill the bill for a lot of fun dancing.

---

FOR THE PERFECT CHRISTMAS GIFT FOR YOUR CALLER HUSBAND ORDER THE J.L. 100 MIKE... The new cost is \$65.00 for the mike, \$25.00 for the cable & transformer for usage with sets other than the Hilton. The J.L. 100 fits onto the Hilton mike base.... Add \$3.50 for air postage and insurance.



## DANCING MAINSTREAM AND QUARTERLY EXPERIMENTALS:

HEADS TOUCH 1/4..WALK & DODGE..SWING THRU..BOYS RUN..  
COUPLES CIRCULATE..1/2 TAG..WALK & DODGE..  
CHASE RIGHT..BOYS RUN RIGHT...LEFT ALLE....

---

HEADS TOUCH 1/4..WALK & DODGE..SWING THRU..BOYS RUN..  
COUPLES CIRCULATE..BEND THE LINE...PASS THE OCEAN....  
SCOOT BACK..BOYS RUN...TAG THE LINE...LADY GO LEFT..  
GENTS GO RIGHT...LEFT ALLE....

---

HEADS CURLIQUE..WALK & DODGE..SWING THRU..BOYS RUN..  
COUPLES CIRCULATE..BEND THE LINE...PASS THE OCEAN..  
SCOOT BACK..BOYS RUN..1/2 TAG THE LINE..WALK & DODGE..  
CHASE RIGHT...BOYS RUN...CROSSTRAIL THRU...LEFT ALLE..

---

1P-2P...PASS THRU..WHEEL & DEAL..DOUBLE PASS THRU....  
PEEL OFF...PASS THRU.. 1/2 TAG THE LINE...Balance..  
GIRLS CIRCULATE...BOYS TRADE...BOYS RUN...BEND THE LINE...  
STAR THRU...DIVE THRU..SQUARE THRU 3/4...LEFT ALLE...

---

1P-2P...SQUARE THRU 3/4...COURTESY TURN...DIXIE STYLE TO A WAVE..  
TRADE THE WAVE...FAN THE TOP..RECYCLE....  
SLIDE THRU...SWING THRU..TURN THRU..LEFT ALLE...

---

HEADS PASS THRU..AROUND ONE TO A LINE..TOUCH 1/4..  
8 CIRCULATE..TRADE & ROLL TO FACE...PASS THRU..TAG THE LINE RIGHT..  
GIRLS TRADE..FERRIS WHEEL...DOUBLE PASS THRU..  
LEAD COUPLE..PARTNER TRADE..SQUARE THRU 3/4...LEFT ALLE.

---

### Cute Opener:

HEAD GENTS AND THE CORNER UP & BACK...  
BOX THE GNAT...RIGHT & LEFT THRU...  
FLUTTER WHEEL & SWEEP 1/4...ALL LEFT ALLEMANDE....

---

NUMBER 1 COUPLE ONLY FACE YOUR CORNER & BOX THE GNAT..(square your set)  
HEADS SQUARE THRU FOUR...DO SA DOE TO A WAVE...  
BOYS RUN...FORWARD & BACK...BEND THE LINE....  
STAR THRU...DIVE THRU..SQUARE THRU 3/4...LEFT ALLE...

---

HEADS PASS THRU..AROUND ONE TO A LINE...PASS THRU..  
ENDS TRADE THEN STAR THRU...CENTERS PARTNER TRADE & ROLL TO FACE...  
DOUBLE PASS THRU...CENTERS IN CAST OFF 3/4....  
STAR THRU...TRADE BY..LEFT ALLE..sd box 1-4.

---

1P-2P...PASS THRU..BOYS RUN RIGHT..SCOOT BACK...  
CENTERS TRADE...BOYS TRADE..GIRLS TRADE..CENTERS TRADE...  
BOYS RUN...LEFT ALLE...

---

1P-2P...PASS THRU...1/2 TAG THE LINE..BALANCE....  
GIRLS TRADE..BOYS TRADE..SPLIT CIRCULATE...  
GIRLS TRADE..SWING THRU..TURN THRU..LEFT ALLE...

---

HEAD LADIES CHAIN RIGHT..NEW SIDE LADIES CHAIN ACROSS..  
SIDES FACE..GRAND SQUARE..8 STEPS...LEFT ALLE....

---

## THE PLUS PAGE:

### EXPERIMENTAL WORKSHOP: SLIDE THE DIAMOND... Charles Ashby

A simple and neat way to get out of Diamonds that can be used from the standard Diamond formation or from the Facing diamond. From the Diamond set up the centers will do a diamond circulate while the points simply slide together, standard diamonds end in two face lines and facing diamonds end in ocean waves. The figure is so easy to teach and use that it could find lots of use when introducing diamond figures to your plus workshops.

BOX 1-4...SWING THRU..BOYS RUN..GIRLS HINGE 1/4...  
DIAMOND CIRCULATE...SLIDE THE DIAMOND...WHEEL & DEAL..  
PASS TO THE CENTER..SQUARE THRU 3/4..LEFT ALLE...

BOX 1-4..DO SA DOE TO AN OCEAN WAVE...GIRLS HINGE..(facing diamond)  
DIAMOND CIRCULATE..SLIDE THE DIAMOND..  
GIRLS TRADE..RECYCLE...LEFT ALLE..

-----  
ROLL as an add on figure figure can be quite full of surprises and for plus dancers you really need to introduce Roll carefully and with lots of opportunity to get into the groove with the action :

#### ROLL COMBINATIONS THAT END with dancers facing;

1. Slide Thru & Roll.
2. Star thru & Roll.
3. Hinge 1/4 & Roll. (single hinge)
4. Flip the Diamond & Roll.
5. Partner Trade & Roll.
6. Columns Trade & Roll.
7. Centers of waves or two faced lines Trade & Roll.

#### ROLL COMBINATIONS THAT END IN DOUBLE PASS THRU SET UPS:

1. Trade The Wave & Roll.
2. Peel Off & Roll.
3. Spin The Top & Roll.
4. From Waves or Two Faced Lines..Ends Trade & Roll & Centers trade & Roll.

#### DANCING EXAMPLES:

BOX 1-4...SWING THRU..BOYS RUN..GIRLS HINGE..  
DIAMOND CIRCULATE..FLIP THE DIAMOND & ROLL...  
STAR THRU...COUPLES CIRCULATE..BEND THE LINE...  
PASS THRU..WHEEL & DEAL..CENTERS SQUARE THRU 3/4..LEFT ALLE..

-----  
1P-2P...RIGHT & LEFT THRU..DIXIE STYLE TO A WAVE...  
TRADE THE WAVE & ROLL...GIRLS PASS THRU..STAR THRU..  
COUPLES CIRCULATE...BEND THE LINE..LEFT ALLE...zero 1p-2p.

-----  
1P-2P...SWING THRU..SPIN THE TOP & ROLL...  
GIRLS PASS THRU...STAR THRU..FERRIS WHEEL...  
CENTERS PASS THRU...BOX THE GNAT....GRAND RIGHT & LEFT..

-----  
BOX 1-4...DO SA DOE TO A WAVE...BOYS TRADE & ROLL..GIRLS TRADE  
& ROLL....DOUBLE PASS THRU...CLOVERLEAF...  
GIRLS SQUARE THRU 3/4...DO SA DOE TO A WAVE...SCOOT BACK...  
BOYS RUN...PASS THRU..WHEEL & DEAL...SQUARE THRU 3/4...LEFT ALLE..

-----  
KEEP IT FUN!!!!!!!!!!!!

NOTES FOR CALLERS  
JACK LASRY  
1513 No 46th AVE.  
Hollywood, Fla. 33021



FIRST CLASS MAIL

MAL 'YIKES' CAMERON  
RFD #1 BOX 97-A  
DEERFIELD NH 03037

**notes** JACK A. LASRY 1513 N. 46th AVE. / HOLLYWOOD, FLORIDA 33021 / (305) 981-7788  
**FOR CALLERS**

NOVEMBER 1978

VIEWPOINT .....	50
BASIC CHOREO..WALK & DODGE. ....	50
EXPLORING CLOVERLEAF .....	51
DANCING THE EXTENDED BASICS .....	52
DANCING MAINSTREAM .....	52
EXPERIMENTALS .....	53
STALEMATE	
TWO STEPS TO THE RIGHT	
TILT THE WAVE	
JOURNEY ON	
THE PLUS PAGE: SINGLE CIRCLE &.....	54
SPIN CHAIN THE GEARS A.P.D.....	54

VIEWPOINT: The fall season is moving along in full swing. How are your classes, clubs and workshops doing this fall. Are they larger then last year? Smaller? If they are smaller what is the reason? I feel it would be a very worthwhile project for us to make a survey of say 1000 dancers across the U.S.A. with some well thought out questions regarding Square Dancing Today. We might get some very interesting answers to our questions regarding recruitment of new dancers how to keep folks interested in dancer projects so they remain involved in square dancing longer. Lots of good questions could come up and perhaps a few good ideas would result in a better square dance program for all....

See if your callers association would like to undertake such a project on the local level and perhaps Callerlab would consider the same on a national level and we can all benefit....

-----

BASIC CHOREOGRAPHY:

WALK & DODGE is a popular Mainstream Call used primarily in the formation which has the Boys as the "walkers" and the Girls as the "dodgers".

The two most common formations for Walk & Dodge are:

1. From a static square, the Heads (sides) Touch 1/4 then Walk & Dodge.  
(this action equals a lead to the right)
2. From a Box 1-4 or any eight chain thru formation, a Touch 1/4 then Walk & Dodge to end in lines facing out.

Other Walk & Dodge formations include:

3. From Columns each side does a Walk & Dodge. ( ends in a trade by set up )
4. From columns only the center four Walk & Dodge.
5. From a double pass thru formation, the centers Touch 1/4 Then Walk & Dodge.
6. The centers of two faced lines can walk & dodge to end in 3 & 1 lines.

So you can easily see that there is ample opportunity to use Walk & Dodge. I find that it is easier to use four boys or four girls walk & dodge then to use the set up with girls walking and boys dodging..When starting the A.P.D. set ups I like to work with one block of dancers in the box circulate set up rather then twin set ups, this way I can easily control the floor and direct my attention to one group of dancers. Giving the dancers the opportunity to be both walkers and dodgers makes it easier later on when you use the twin set up.

Note that after calling a Walk & Dodge in which the set ends in lines of four it is a must that you recognize the body flow of the dancers so as to use smooth following choreography.

DANCING WALK & DODGE:

1P-2P....PASS THRU..WHEEL & DEAL...  
CENTERS TOUCH 1/4...WALK & DODGE...SEPERATE AROUND ONE TO A LINE  
STAR THRU..ZOOM...SQUARE THRU 3/4..LEFT ALLE...Box 1-4

1P-2P....PASS THRU..WHEEL & DEAL...  
CENTERS TOUCH 1/4..WALK & DODGE....CLOVERLEAF...  
NEW CENTERS PASS THRU..SWING THRU..BOYS RUN..  
1/2 TAG..TRADE & ROLL...LEFT ALLE...Sd box 1-4.

## BASIC CHOREO..WALK & DODGE Cont.

HEADS PASS THRU..U TURN BACK....CIRCLE EIGHT..  
FOUR BOYS TOUCH 1/4..BOYS WALK & DODGE..  
STAR THRU...FERRIS WHEEL...SQUARE THRU 3/4....LEFT ALLE...Box 1-4

HEADS PASS THRU..AROUND ONE TO A LINE...  
PASS THRU..WHEEL & DEAL...GIRLS TOUCH 1/4..GIRLS WALK & DODGE...  
GIRLS CLOVERLEAF...BOYS PASS THRU..DO SA DOE TO A WAVE...  
BOYS RUN...STAR THRU..PASS THRU..TRADE BY..PASS THRU..LEFT ALLE..

HEADS PASS THRU..AROUND ONE TO A LINE...  
TOUCH 1/4....8 CIRCULATE....FOUR BOYS WALK & DODGE...  
BOYS FACING GIRLS STAR THRU...OTHER BOYS CENTER IN & CAST OFF 3/4...  
CENTERS TRADE...BEND THE LINE...  
CENTERS SQUARE THRU 4.... ENDS STAR THRU...DO SA DOE TO A WAVE...  
RECYCLE...DIVE THRU..SQUARE THRU 3/4...LEFT ALLE....sd box 1-4

BOX 1-4....TOUCH 1/4..SPLIT CIRCULATE...WALK & DODGE...  
GIRLS TRADE (loop around)...WITH YOUR LEFT, CAST OFF 3/4..BALANCE  
BOYS CROSS RUN..GIRLS TRADE..RECYCLE....  
SQUARE THRU 3/4....TRADE BY....LEFT ALLE....

---

## EXPLORING CLOVERLEAF:

Once a very much used basic, Cloverleaf has fallen a bit in popularity since Track II became a Callerlab Quarterly Experimental. Lets NOT forget the flowing and un-entangled qualities found in a Cloverleaf. The basic formation for a cloverleaf to start is from the completed double pass thru set up. You can also have only two couple do the cloverleaf. Example would be to have the Heads Pass Thru..Then Cloverleaf or from the Trade By Formation have the outside couples Cloverleaf as you direct another call to the center couples.

1P-2P....PASS THRU..WHEEL & DEAL..DOUBLE PASS THRU..  
CLOVERLEAF..CENTERS PASS THRU..STAR THRU..  
PASS THRU..TAG THE LINE..CLOVERLEAF....  
CENTERS BOX THE GNAT..SWING THRU..TURN THRU..LEFT ALLE...

---

1P-2P....PASS THRU..TAG THE LINE...CLOVERLEAF...  
DOUBLE PASS THRU..CENTERS IN CAST OFF 3/4...  
STAR THRU...LEFT ALLE...

---

1P-2P....PASS THRU..WHEEL & DEAL...CENTERS TOUCH 1/4..WALK & DODGE...  
THEN CLOVERLEAF....NEW CENTERS RIGHT & LEFT THRU...  
ZOOM...SQUARE THRU 3/4....LEFT ALLE.

---

BOX 1-4....PASS THRU..OUTSIDERS CLOVERLEAF..CENTERS SQUARE THRU FOUR..  
RIGHT & LEFT THRU..DIVE THRU..SQUARE THRU 3/4...LEFT ALLE.

---

HEADS ROLLAWAY...CIRCLE EIGHT...BOYS PASS THRU & CLOVERLEAF....  
GIRLS SQUARE THRU 3/4...PASS THRU...GIRLS CLOVERLEAF...  
BOYS SQUARE THRU FOUR...DO SA DOE TO A WAVE...BOYS RUN..  
STAR THRU..PASS THRU...LEFT ALLE.

---

HEADS SQUARE THRU FOUR..SIDES 1/2 SASHAY...PASS THRU...  
OUTSIDERS CLOVERLEAF..CENTERS STAR THRU..SPIN CHAIN THRU..  
GIRLS CIRCULATE DOUBLE..BOYS RUN..1/2 TAG..WALK & DODGE..PARTNER TRADE..  
LEFT ALLE...

## DANCING THE EXTENDED BASICS:

BOX 1-4..RIGHT & LEFT THRU...VEER LEFT...  
COUPLES CIRCULATE..BOYS RUN RIGHT..BOYS TRADE...  
SPIN THE TOP...RIGHT & LEFT THRU...PASS THRU...  
WHEEL & DEAL...ZOOM...SQUARE THRU 3/4...LEFT ALLE...box 1-4.

---

HEADS CROSSTAIL THRU..AROUND ONE TO A LINE..  
RIGHT & LEFT THRU..FLUTTER WHEEL..SWEEP 1/4...  
PASS THRU..TRADE BY...8 CHAIN FOUR...  
RIGHT & LEFT THRU...DIVE THRU..SQUARE THRU 3/4...LEFT ALLE..

---

1P-2P...PASS THRU..WHEEL & DEAL...ZOOM...  
CENTERS SWING THRU..SPIN THE TOP...PASS THRU..U TURN BACK..  
STAR THRU...SWING THRU..TURN THRU...LEFT ALLE.

---

1P-2P...STAR THRU..PASS THRU...TRADE BY...  
SWING THRU...BOYS RUN...COUPLES CIRCULATE...  
BOYS CIRCULATE..GIRLS TRADE...BEND THE LINE...  
STAR THRU...DIVE THRU...SQUARE THRU 3/4...LEFT ALLE... sd box 1-4

---

BOX 1-4....DO SA DOE TO A WAVE...GIRLS TRADE..  
GIRLS RUN...COUPLES CIRCULATE...  
GIRLS RUN...GIRLS TRADE...SWING THRU...  
BOYS RUN..WHEEL & DEAL...PASS THRU..TRADE BY...LEFT ALLE....

---

## DANCING MAINSTREAM AND QUARTERLY EXPERIMENTALS:

1P-2P...PASS THE OCEAN...GIRLS TRADE..RECYCLE & VEER LEFT..  
FERRIS WHEEL....DOUBLE PASS THRU...PEEL OFF...  
BEND THE LINE...CENTERS PASS THRU & CLOVERLEAF..  
OTHERS SQUARE THRU FOUR....SWING THRU..SPIN THE TOP...to A CURLIQUE..  
8 CIRCULATE...BOYS RUN..PASS THRU..TRADE BY...LEFT ALLE... box 1-4.

---

1P-2P...TOUCH 1/4....8 CIRCULATE...TRADE & ROLL TO FACE..  
BOX THE GNAT....RIGHT & LEFT THRU...  
DIXIE STYLE TO AN OCEAN WAVE..BOYS TRADE....  
BOYS CROSS RUN...BOYS CIRCULATE..GIRLS TRADE...  
RECYCLE...VEER LEFT...COUPLES CIRCULATE...BEND THE LINE..  
TOUCH 1/4...COORDINATE...BEND THE LINE...SLIDE THRU...LEFT ALLE..box 1-4

---

HEADS SPIN THE TOP...EXTEND TO A WAVE...  
SPLIT CIRCULATE...SPIN CHAIN THRU...ENDS CIRCULATE DOUBLE...  
BOYS RUN...FERRIS WHEEL...SQUARE THRU 3/4...LEFT ALLE...

---

HEADS PASS THRU..AROUND ONE TO A LINE...  
PASS THRU..TAG THE LINE...TRACK II...  
SWING THRU...GIRLS CIRCULATE..BOYS TRADE....  
SPIN THE TOP TO A CURLIQUE...COORDINATE..  
WHEEL & DEAL...PASS THRU..TRADE BY...LEFT ALLE...

---

1P-2P...PASS THRU...WHEEL & DEAL...DOUBLE PASS THRU...  
BOYS PEEL OFF & BEND THE LINE...GIRLS CENTERS IN CAST OFF 3/4....  
CENTER FOUR SQUARE THRU FOUR...ENDS STAR THRU...  
PASS THRU...LEFT ALLE....

---

## EXPERIMENTAL WORKSHOP PAGE:

A couple of experimentals that set up the 1/4 line formation from which stroll & cycle starts along with a couple of others that seem worth reporting.

### STALEMATE.....Tom Sellner

From the starting formation of columns the lead two dancers single file walk around the adjacent dancers and at the 1/2 way point turn to face in toward the center. (as in a transfer the column) The trailing two dancers single file walk past each other then make a 1/4 right face turn to end in a two faced line between couples facing in....

1P-2P....RIGHT & LEFT THRU..ROLLAWAY 1/2 SASHAY...  
TOUCH 1/4...STALEMATE(the column)...STROLL & CYCLE...  
ENDS CIRCULATE..CENTERS TRADE...BEND THE LINE...  
SLIDE THRU...SQUARE THRU 3/4...TRADE BY...LEFT ALLE...

---

### TWO STEPS TO THE RIGHT.....Bill Davis

A take off from the 2 steps at a time that is rather a new experimental. The action is again from columns with the lead two doing the peel off, extend and bend to face in the same as in a two steps at a time as the trailing two will single file walk past each other then 1/4 face right to end in the two face line thru the center in the 1/4 line set up...

1P-2P....PASS THRU WHEEL & DEAL..OUTSIDERS CROWD IN TO A LINE...  
TOUCH 1/4...8 CIRCULATE...TWO STEPS TO THE RIGHT..  
STROLL & CYCLE....BEND THE LINE...STAR THRU...  
PASS THRU...TRADE BY....LEFT ALLE...

---

The 1/4 Line Formation from which we Stroll & Cycle is not limited to only Stroll & Cycle. Here are a few other choreo ideas from this formation.

- |                                 |   |
|---------------------------------|---|
| 1. Centers Cross Fire.          | 5. 1/2 Tag..Walk & Dodge                    |
| 2. Centers Wheel & Deal.        | 6. Centers 1/2 tag.                         |
| 3. Centers Bend The Line.       | 7. Centers Couples Hinge then Wheel & Deal. |
| 4. Centers 1/2 Tag Trade & Roll | 8. Ends run to form wave...                 |

---

### TILT THE WAVE.....Don Beck.

When Don sent this one in my feeling was what do we need this for, my feeling is still the same but the other note services have played it up. I could be wrong but I still feel its novelty qualities will be short lived.

From parallel ocean waves you cast off 5/8. Thats 1/2 and a little more to form a new wave on a bias, the centers of the new wave trade as the dancer facing out in the mini waves (two dancers) runs right and the ending formation is a 1/4 tag set up but on a bias...

BOX 1-4...DO SA DOE TO A WAVE....TILT THE WAVE...EXTEND TO A WAVE..  
SWING THRU..SCOOT BACK...BOYS RUN..SLIDE THRU...LEFT ALLE.. sd box 1-4

---

### JOURNEY ON.....Allen Tipton

A simple idea starting from lines facing. You direct the action BOYS or Girls Journey On. From a 1P-2P Line BOYS Journey on implies that the boys will step ahead and Touch 1/4 as the Girls 1/4 Left face join the boys and couples circulate one spot. For Girls to start the action the lines should be 1/2 sashayed.

1P-2P....BOYS JOURNEY ON...BOYS CROSS RUN..GIRLS TRADE..  
WHEEL & DEAL...PASS THRU..TRADE BY..SQUARE THRU 3/4...LEFT ALLE.

---

## THE PLUS PAGE:

### EXPLORING SINGLE CIRCLE TO AN OCEAN WAVE.

This easy and simple figure can lead to some fun choreography. The basic starting formation is from an eight chain thru box ending in parallel ocean waves..I also like to have just the lead couples in a double pass thru formation single circle to a wave to end in a 1/4 tag formation.... A simple variation is to single circle 3/4 to an ocean wave...

BOX1-4....SINGLE CIRCLE TO A WAVE...BOYS TRADE..  
BOYS RUN...WHEEL & DEAL...LEFT ALLE...zero figure.

BOX 1-4....RIGHT & LEFT THRU...ROLLAWAY 1/2 SASHAY..  
SINGLE CIRCLE TO A WAVE...FAN THE TOP...  
RIGHT & LEFT THRU...DIXIE STYLE TO A WAVE....  
BOYS CROSS RUN...RECYCLE...PASS TO THE CENTER..SQUARE THRU 3/4..LEFT ALLE.

HEADS PASS THRU...AROUND ONE TO A LINE..  
PASS THRU...WHEEL & DEAL...GIRLS SINGLE CIRCLE TO A WAVE...  
CENTER GIRLS TRADE...EXTEND TO A WAVE...SCOOT BACK...  
BOYS RUN....PASS THRU...BEND THE LINE...RIGHT & LEFT THRU...  
PASS THE OCEAN...SWING THRU...TURN THRU...LEFT ALLE..

---

1P-2P....CENTER FOUR..SINGLE CIRCLE 3/4 TO A MINI WAVE...  
ENDS STAR THRU....CENTERS WALK & DODGE....STAR THRU...  
PASS THE OCEAN...RECYCLE...LEFT ALLE...sd box 1-4.

---

### SPIN CHAIN THE GEARS A.P.D.

The basic spin chain the gears from parallel standard ocean waves is an easily mastered and fun dance figure. For your "hot rods" taking spin chain the gears and using it from various ocean wave set ups can create some real thinking by your dancers. I feel that you should not scare the dancers with the a.p.d. usage but review the action and give them an opportunity to become acquainted with the figure starting after the waves have done a swing thru, then boy-boy, girl - girl waves etc...Once they get into the groove with the action they will enjoy the challenge....

BOX 1-4...SWING THRU...SPIN CHAIN THE GEARS...  
BOYS RUN...WHEEL & DEAL...PASS THRU...  
TRADE BY...LEFT ALLE...

HEAD LADIES CHAIN...HEADS 1/2 SQUARE THRU...  
SWING THRU...SPIN CHAIN THE GEARS...GRAND RIGHT & LEFT...

1P-2P....STAR THRU...PASS THRU...TRADE BY...  
SINGLE CIRCLE TO A WAVE...BOYS TRADE...  
SPIN CHAIN THE GEARS...BOYS RUN...  
WHEEL & DEAL...SQUARE THRU 3/4...LEFT ALLE...

BOX 1-4..TOUCH 1/4...SPLIT CIRCULATE...CENTERS TRADE...  
SPIN CHAIN THE GEARS...SWING THRU...  
SPLIT CIRCULATE....BOYS RUN...SLIDE THRU...  
SQUARE THRU 3/4....TRADE BY....LEFT ALLE...sd box 1-4.

The key to dancing spin chain the gears a.p.d. is quality teaching, good directional calling and providing the dancers the opportunity to dance the action a number of times so they feel comfortable.....



NOTES FOR CALLERS  
 JACK LASRY  
 1513 No. 46th AVE.  
 HOLLYWOOD, FLA. 33021



MAL 'YIKES' CAMERON  
 RFD #1 BOX 97-A  
 DEERFIELD NH 03037

# notes JACK A. LASRY 1513 N. 46th AVE. / HOLLYWOOD, FLORIDA 33021 / (305) 981-7788 FOR CALLERS

DECEMBER 1978

VIEWPOINT .....	55
BASIC CHOREO..TEACHING HINTS .....	55
RIGHT & LEFT THRU .....	55-56
TWO LADIES CHAIN .....	56
HINGE 1/4 ZEROS .....	56
LAUNCH IT. EXPERIMENTAL .....	57
CROSS THE ROUTE. EXPERIMENTAL .....	57
DANCING MAINSTREAM .....	58
INTRODUCTION TO PLUS I .....	58
TRIPLE TRADE .....	58-59
INDEX FOR 1978	



DECEMBER 1978

VIEWPOINT:

We have arrived at the last month of the year, how fast the year has flown by!! MERRY CHRISTMAS TO YOU AND YOUR FAMILIES AND MAY THE NEW YEAR BE BLESSED WITH GOOD HEALTH AND HAPPINESS.

Seems like we have created some active thinking about the Callerlab Mainstream L.T.D. program. My personal viewpoint is very strong regarding what this program can do for the good of square dancing. I feel as strongly that the L.T.D. program should not be a carbon copy of the extended basics program under the new name. The present extended basics program is not a practical dance plateau. The problem is not all with the content because we can have "Fun" at the extended level. The biggest problem comes from the peer pressure. We in square dancing depend upon our dancers to bring us class members, as they watch and help the class progress they have one goal in mind, to have their friends "hurry up" and finish class and rush thru workshop so they can dance together...This hurry up and cover the basics so you can "really dance" is whats wrong..With the present extended basics program you don't have a chance to get the experienced dancer to drop back and have a "fun" time with their new dancing friends, BUT if the L.T.D. program is truly the 50-60 Key Calls on the present Mainstream List the dance will closely resemble what is really happening in many Mainstream Dance clubs. The Dance program will be quite attractive in the Rural areas where the Dance clubs find it difficult to run 30-40 week classes and the amount of learning necessary to graduate diminishes the class numbers. Our idea will make it possible for the dancers to enjoy the Square Dance 1979 not the dance of the fifties as the present extended basics program dates.....

The creative choreographers with new experimental basics have really been at work...The best this month is one that I really like, Launch It by Ron Schneider. If you have a workshop program take a good look at this one...

THIS IS THE LAST ISSUE OF THE "78" NOTES. THE RENEWAL FORM WAS INCLUDED IN THE NOVEMBER ISSUE. I HOPE YOU HAVE ENJOYED THE NOTES THIS YEAR AND FOUND THEM TO BE HELPFUL IN PUTTING TOGETHER YOUR DANCE AND WORKSHOP PROGRAM...RENEW TODAY!!!

-----

BASIC CHOREOGRAPHY:

TEACHING HINTS FOR PRESENTING BASICS IN BEGINNERS CLASS:

1. Prior to teaching any basic have the dancers form a large circle and you and your wife (partner) along with another helping couple demonstrate the call. Keep in mind that a Good Demonstration is more then watching the action of the "right & left thru. Tell the group the name of the basic. Show the position of the hands, the right hands extended in a shake hands position, as the dancers walk thru, the men raise the left hand to a point chest high between the couple with his palm up. The lady places her left hand palm down in the mans left hand as the mans right hand is placed in the small of the ladies back to begin the courtesy turn. Tell the dancers to look into each others eyes, this will cause the lady to turn toward the man not away from him as we often see with beginners. As the courtesy turn is made the ladies should place their right hand in position to hold out their skirt. Repeat the demo, talking about each of the points we have made, pointing out the hints that will make for a proper well executed right & left thru.

2. Arrange the class into facing couples around a large circle so that if a pass thru was called they would find another couple to face. Now with all the dancers have them go thru the mechanics of the right & left thru. Repeat it several times then practice with the music, then pass the dancers thru to practice with a different couple. Exchange partners and practice again...

## BASIC CHOREO. cont.

3. After the mechanics of the call are working pretty good add the timing. Have the dancers count the beats of music and the steps, it should take 6 steps in time with 6 beats of music to do the right & left thru from the point of right hand contact...

4. Provide the opportunity for your dancers to do right & left thru's from:

1. Static squares, heads, sides, couples 1 & 2, couples 3&4...
2. Lines of four.
3. Eight chain thru boxes.
4. Centers of a Double Pass Thru Formation.
5. From ocean waves.

I feel it takes an average of three weeks to learn a call, so provide your dancers in class with ample opportunity to practice and review what they "know" and have learned.

## TEACHING TWO LADIES CHAIN:

Using a similar demonstration and teach method with all calls during class, the two ladies chain has one flaw that is often left out in teaching the basic. The mans responsibility as the ladies extend right hands is to step to his right and slightly backwards as he gets into position to courtesy turn the lady. Girls again can use their right hands to hold their skirts as the courtesy turn takes place. Back to the mans responsibility, very often we see the man caught flat footed on the ladies chain so place some heavy importance upon the man shifting into position.

Provide practice in the following positions:

1. Static Squares. Heads, Sides, Heads ladies chain right, left.
2. Lines of Four.
3. Four ladies chain.
4. Head (side) ladies chain 3/4.
5. Four ladies chain 3/4.

The basic ladies chain can have a "hicup" in the action if called after a bend the line. I urge that you to observe this and then try calling a Right & Left thru first and see the action smooth out....

-----

## ZEROS USING HINGE (1/4).

I find myself using the Term Hinge 1/4 rather than just Hinge or Single Hinge. I can say it, Hinge a quarter with good word meter and it seems to help the dancers know that a hinge is only a 1/4 arm turn....

FROM FACING COUPLES IN NORMAL POSITION.

1. PASS THE OCEAN..GIRLS TRADE..HINGE 1/4...  
WALK & DODGE..PARTNER TRADE. zero.
  2. PASS THE OCEAN..GIRLS TRADE..HINGE 1/4..  
SPLIT CIRCULATE (box) BOYS RUN....zero.
  3. DO SA DOE TO A WAVE...HINGE 1/4..SCOOT BACK...  
BOYS RUN..RIGHT & LEFT THRU..SLIDE THRU.. zero
  4. DO SA DOE TO A WAVE..GIRLS TRADE..HINGE 1/4...  
SPLIT CIRCULATE..BOYS RUN..SLIDE THRU...zero
- 

We have had lots of inquiries regarding our callers schools for next summer. The situation is very much up in the air at this time due to the impending restriction placed upon my time when I must be on the Kidney Machine. I am not on it at present, but sometime in 79 it will happen. We have along with Ron Schneider decided NOT to have our school in Penn. that has been held at Indian Brave campground. More next month regarding our Fla. school.

## EXPERIMENTAL WORKSHOP:

### LAUNCH IT. Ron Schneider.

An extremely smooth combination call that starts from columns and ends in parallel two faced lines. The lead two in each column will do a Track II action as the trailing two dances in the column extend to the 1/2 tag position then trade ending as the centers in the two faced line. I suggest starting your teach with a column made up with two boys in the lead positions and two girls as trailers. The reason is the Track II portion for the lead two dancers is identical to the "feel" of a standard track II. The timing is nice and the flow is very smooth and the ending two face line leaves many options for you to follow. I also suggest that you start the column with a Touch 1/4 rather than a curlique especially if the leaders are girls...

HEADS PASS THRU..AROUND ONE TO A LINE..  
PASS THRU..U TURN BACK...TOUCH 1/4..  
LAUNCH IT...FERRIS WHEEL...SQUARE THRU 3/4...LEFT ALLE.

BOX 1-4..SWING THRU..BOYS RUN..FERRIS WHEEL.. OUTSIDES SQUEEZE  
IN TO A LINE...PASS THRU..U TURN BACK...TOUCH 1/4...  
LAUNCH IT..WHEEL & DEAL..PASS TO THE CENTER..SQUARE THRU 3/4..  
LEFT ALLE...

HEADS PASS THRU..AROUND ONE TO A LINE...  
TOUCH 1/4...LAUNCH IT..BOYS CROSS RUN..GIRLS TRADE...  
WHEEL & DEAL..PASS THRU..TRADE BY..LEFT ALLE..

1P-2P....PASS THRU..WHEEL & DEAL..DOUBLE PASS THRU..  
PEEL OFF...BEND THE LINE...TOUCH 1/4...LAUNCH IT..  
BOYS CROSS RUN..COUPLES CIRCULATE...  
WHEEL & DEAL..PASS THRU..LEFT ALLE..

1P-2P..TOUCH 1/4..LAUNCH IT..COUPLES CIRCULATE..  
CENTERS TRADE..BEND THE LINE..CENTERS SQUARE THRU FOUR..  
ENDS SLIDE THRU...SQUARE THRU 3/4...LEFT ALLE..

---

### CROSS THE ROUTE.. Kip Garvey.

I place this experimental at the Plus II level however with a good teach it could be taught in any experimental workshop. The action starts in lines of four and ends in an ocean wave. To teach the call start with a 1P-2P line. The teach differs a bit from the way it dances ...Have the lines pass thru...Then have the girls run around the boys and then the girls extend to the center forming for an instant a left handed ocean wave then with left hands hinge 1/4.. The boys take a step forward then 1/4 right face and circulate one position to end as the ends of the forming wave.. Now, after the walk thru and the dancers have an idea where they are going and where they end up start again from 1P-2P lines and have the starting action become a crosstrail thru and the crossing action allows the girls to "curl" back into the center for the left handed hinge as the boys STEP ahead and continue their flow to the right into a circulate...

1P-2P....CROSS THE ROUTE...RECYCLE...  
PASS THRU..TRADE BY...LEFT ALLE..

BOX 1-4...STAR THRU...CROSS THE ROUTE..  
SWING THRU..TURN THRU..LEFT ALLE...

The ending formation of normal waves allows for lots of good choreography to follow.

## DANCING MAINSTREAM AND EXPERIMENTALS.

HEADS PASS THE OCEAN..RECYCLE..  
DOUBLE PASS THRU...TRACK II..  
SWING THRU..GIRLS CIRCULATE..BOYS TRADE..  
SPIN THE TOP...RIGHT & LEFT THRU...SLIDE THRU..LEFT ALLE...box 1-4

---

HEADS CURLIQUE..CAST OFF 3/4...FAN THE TOP...  
STEP THRU..CIRCLE TO A LINE..PASS THRU..CHASE RIGHT...  
CENTERS TRADE...SPLIT CIRCULATE...BOYS TRADE...  
TURN THRU...LEFT ALLE.

---

HEADS PASS THRU..AROUND ONE TO A LINE...  
PASS THRU..WHEEL & DEAL..DOUBLE PASS THRU..PEEL OFF..BEND THE LINE..  
PASS THRU..TAG THE LINE..RIGHT...COUPLES CIRCULATE..  
BOYS CROSS RUN..WHEEL & DEAL...PASS TO THE CENTER..  
SQUARE THRU 3/4..LEFT ALLE...

---

HEADS TOUCH 1/4..WALK & DODGE..  
TOUCH 1/4..SPLIT CIRCULATE..BOYS RUN..  
TOUCH 1/4..8 CIRCULATE ONCE AND 1/2...  
CENTER SIX TRADE & ROLL..LEFT ALLE..

---

1P-2P..PASS THE OCEAN..SCOOT BACK...  
BOYS TRADE..RECYCLE..GRAND RIGHT & LEFT...

---

### Opener:

HEAD GENTS AND THE CORNER UP & BACK...  
BOX THE GNAT..SQUARE THRU 3/4..COURTESY TURN..  
DIXIE STYLE TO AN OCEAN WAVE..BOYS TRADE..  
BOYS RUN..BEND THE LINE..LEFT ALLE...

---

1P-2P..TOUCH 1/4..COORDINATE...FERRIS WHEEL...  
CENTERS VEER LEFT..STROLL & CYCLE...WHEEL & DEAL...  
PASS THRU..TRADE BY..LEFT ALLE...box 1-4.

---

## THE PLUS DANCING PROGRAMS:

I have had many requests to review the Plus I and Plus II programs with an eye toward teaching and dancing the calls on these programs. For the next few months I shall devote some time toward this effort...

### PLUS I PROGRAM:

- |                             |                         |
|-----------------------------|-------------------------|
| 1. Anything & Roll          | 7. Spin Chain The Gears |
| 2. Diamond Circulate        | 8. Tea Cup Chain        |
| 3. Flip the Diamond.        | 9. Trade the Wave.      |
| 4. Pair Off.                | 10. Triple Scoot        |
| 5. Peel the Top             | 11. Triple Trade        |
| 6. Single Circle to a wave. | 12. Turn & Left Thru    |

## INTRODUCTION TO PLUS I :

I start with Triple Trade from end to end two faced lines. This formation can easily be established from 1P-2P lines with a Swing Thru..Boys Run, or from parallel Two faced lines with a Couples Hinge. Sometimes I have to go back and teach Couples Hinge as it is not used that much at Mainstream. To teach couples Hinge I present the action to mean 1/2 of a couples trade and play that way from parallel two faced lines and from end to end two faced lines which bring you back to parallel formations.

Once the Couples Hinge is working I add the TRIPLE TRADE. From the end to end

PLUS PAGE cont.

two faced lines the center three pairs, two sets of girls with right hands held and one pair of boys with left hands held will trade (arm turn 1/2). Note at this time the center boys have become part of a new two faced line and will work with them if a couples hinge is called again... You can also use Triple Trade from a "tidal" wave of eight, again the center three pairs will trade, each pair of girls with left hands and the center two boys also with left hands... The action to combine Couples Hinge then a Triple Trade followed by another Couples Hinge is nice...

BOX 1-4...SWING THRU..BOYS RUN..COUPLES HINGE..  
TRIPLE TRADE..COUPLES HINGE..WHEEL & DEAL..  
PASS THRU..LEFT ALLE.

1P-2P...PASS THE OCEAN..LADIES TRADE..RECYCLE..VEER LEFT..  
COUPLES HINGE..TRIPLE TRADE..COUPLES HINGE..  
WHEEL & DEAL...STAR THRU..PASS THRU..  
U TURN BACK...LEFT ALLE...

1P-2P...DO SA DOE TO AN OCEAN WAVE...TRIPLE TRADE..  
RIGHT & LEFT THRU...STAR THRU..  
DIVE THRU..SQUARE THRU 3/4...LEFT ALLE..

1P-2P...RIGHT & LEFT THRU..DIXIE STYLE TO A WAVE..  
TRADE THE WAVE..FAN THE TOP...TRIPLE TRADE..  
RECYCLE...PASS THE OCEAN..RECYCLE...LEFT ALLE...

BOX 1-4..SWING THRU..BOYS RUN ..TAG THE LINE RIGHT..  
COUPLES HINGE..TRIPLE TRADE..COUPLES HINGE..  
COUPLES CIRCULATE..WHEEL & DEAL..GRAND RIGHT & LEFT..

HEADS PASS THRU..AROUND ONE TO A LINE..  
PASS THRU..TAG THE LINE RIGHT..COUPLES HINGE..TRIPLE TRADE..  
COUPLES HINGE..WHEEL & DEAL...SWING THRU..  
SCOOT BACK..BOYS RUN..PASS THRU..BEND THE LINE..  
SLIDE THRU..SWING THRU..TURN THRU..LEFT ALLE..

HEADS PASS THRU..AROUND ONE TO A LINE..  
PASS THRU..TAG THE LINE RIGHT..COUPLES CIRCULATE..  
COUPLES HINGE..TRIPLE TRADE..COUPLES HINGE..  
COUPLES CIRCULATE..CENTERS TRADE & BEND THE LINE..  
CENTERS SQUARE THRU FOUR..ENDS STAR THRU..  
PASS THRU..LEFT ALLE..

---

The National Convention in June of 1978 in Milwaukee will have for the first time the Callers Seminar conducted by Callerlab. The program will be conducted by 12 of the really top leaders in the field discussing and presenting what they know best to all in attendance.. I urge you to plan to attend this National as I feel all Callers will benefit from the educational programs as well as the program conducted daily on smooth dancing.. Hope to see you there.....

I'm still waiting for delivery from the factory for my last order of J.L. 100 Mikes. Promised in October the excuse was parts in short supply. I have been promised again that they will be shipped to me on Dec. 8 so I will do all within my power to get them out to those of you who have orders standing within one day of my receipt of the mikes...

# INDEX FOR 1978

Anything & Spread	20	Right & Left Thru	55
Break the Diamond	14	Shakedown	29
Centers in	31	Single circle to a wave	54
Cloverleaf	51	Slide the Diamond	49
Column Choreo	11	Spin Chain the Gears APD	54
Cross Fire	24	Square Thru	21
Couples Hinge	58	Stalemate	53
Curley Cross	5	Stroll & Bicycle	19
		Stroll & cycle	8-28-34
Explode & anything	30	Tilt The Wave	53
Fan the Top	47	Trade the Wave	3
Hang a Right (left)	8	Trade the Wave & Roll	29
Journey On	53	Triple Trade	15-58-59
Ladies Chain	56	Turn the Boat	44
Launch It	57	Two Steps at a Time	53
Load The Boat	20-25	Walk & Dodge	50
One Steo at a Time	44	Zoom	45
One Half Tag	40		
One quarte tag set up	26		
Peel the Top	46		
Peel Off	10		
Ping Pong Circulate	2		

---

