

NOTES FOR CALLERS  
JACK LASRY  
1513 No. 46th AVE.  
HOLLYWOOD, FLA. 33021

FIRST CLASS MAIL

**notes** JACK A. LASRY 1513 N. 46th AVE. / HOLLYWOOD, FLORIDA 33021 / (305) 981-7788  
**FOR CALLERS**

JANUARY 1979

VIEWPOINT .....	1	
BASIC CHOREO..MAINSTREAM L.T.D.....	1	2
TEACHING DO PAS SO .....	2	
BASIC TRANSITIONS .....	2	
TWO STEPS AT A TIME .....	3	
SIGHT CALLING .....	4	
PLUS PAGE..DIAMOND CIRCULATE .....	5	

JANUARY 1979

VIEWPOINT: Welcome to our 10th year of Notes For Callers. Let me wish you a happy and healthy New Year. For the newer subscribers let me review the symbols that we use to indicate basic formations. The symbols are from Lloyd Litmans' book Instant Hash written back in the 1960 ies.

Interest in the Mainstream L.T.D. Program is growing..What we need is a plan to build upon that is agreeable to the callers interested in such a program. I plan to present my proposed Mainstream L.T.D. program for your inspection and as a foundation to start discussion. This program will become one of the important issues at the April Callerlab Convention so PLEASE send in your comments and ideas or better yet plan to attend the convention in person and voice your opinions.....

DO YOU CALL SQUARE DANCING FOR THE ENJOYMENT OF THE DANCERS OR FOR YOUR OWN SATISFACTION?? I get the feeling from talking with some callers that they have an attitude of wanting to call what they want and the heck with the dancers who can't keep up. With an attitude like that you will lose a great deal of the satisfaction found in seeing dancers improve with your help and guidance. When you pick up the mike and become a caller then you should be calling for the enjoyment of the dancers not just for your own ego.....

OUR SIX MAN CALLERS SCHOOL DATES WILL BE AUGUST 5th THRU THE 9th.. LIMITED TO THE FIRST SIX CALLERS WHO REGISTER. CALLERS MUST HAVE THREE YEARS EXPERIENCE CALLING & TUITION FOR THE WEEK IS \$150.00..

---

BASIC CHOREOGRAPHY:

SYMBOLS USED IN OUR NOTES:

BOX 1-4.....Formation of the square after the heads square thru four.  
SD BOX 1-4.....Formation of the square after the sides square thru four.  
BOX 3-2.....Formation of the square after the heads 1/2 square thru.  
SD BOX 3-2.....Formation of the square after the sides 1/2 square thru.  
1P-2P.....Formation of the square after the heads lead right & circle to a line.  
4P-1P.....Sides lead right & circle to a line..

---

My comments in the notes over the past few months regarding a Mainstream L.T.D program have brought quite a few comments. Most agree that the new program should be as suggested an up dated program using the heart of the mainstream program and eliminating the calls that are not necessary or those that are used very little during a normal dance. Limited use of A.P.D. and keeping the length of class time to a 20-25 week period. My program is made up of 50 basics and I have eliminated such terms as "forward & Back" as I feel they are not basics but actions that would fit into a glossery of related terms. I also eliminated the courtesy turn as I feel it is taught as an integral part of ladies chain and again with the right & left thru... The program could have great appeal thru the rural areas of our nation where the long classes and the present Mainstream program are a bit to longand involve to much to learn in one leap.... To those that wrote and said that our present basics and extended basics program could serve the needs of an L.T.D. program I say" lets look at whats happening out in the field and see if those plateaus are serving any more then stepping stones to mainstream...I cannot find over five basic programs that are successful. The present basic program could find a place in school programs and perhaps we should try to establish across the country a better Square Dance Program in the Schools but that is

another program.

## THE LASRY MAINSTREAM L.T.D. PROGRAM .

- |  |  |
|--|--|
| 1. Circle Left/Right.                            | 27. Slip The Clutch.                           |
| 2. Do Sa Do                                      | 28. Rollaway 1/2 Sashay/ Ladies in Men Sashay. |
| 3. Swing   | 29. Star Thru.                                 |
| 4. Promenade/ 1/2/ single file.                  | 30. Turn Thru.                                 |
| 5. Allemande Left.                               | 31. Swing Thru/ Alamo Swing Thru               |
| 6. Grand Right & Left/Weave                      | 32. Flutter Wheel.                             |
| 7. Pass Thru.                                    | 33. Sweep 1/4.                                 |
| 8. Chain Family. 2 ladies/4 ladies<br>3/4 chain. | 34. Run Family.                                |
| 9. Do Pas So.                                    | 35. Trade Family.                              |
| 10. Right & Left Thru.                           | 36. Circulate/ split circulate.                |
| 11. Star Family Right/Left                       | 37. Spin The Top.                              |
| 12. Lead to the Right.                           | 38. Trade By.                                  |
| 13. Circle to a Line.                            | 39. Zoom.                                      |
| 14. Bend the Line.                               | 40. Walk & Dodge.                              |
| 15. All Around the Left Hand Lady.               | 41. Double pass Thru.                          |
| 16. See Saw taw.                                 | 42. Centers In/ Cast Off 3/4.                  |
| 17. Grand Square.                                | 43. Cloverleaf.                                |
| 18. Box The Gnat.                                | 44. Dixie Style to a Wave.*                    |
| 19. SQUARE THRU Family                           | 45. Spin Chain Thru.                           |
| 20. Calif. Twirl.                                | 46. Tag The Line/ 1/2 Tag the line.            |
| 21. Dive Thru.                                   | 47. Curlique.                                  |
| 22. Crosstrail Thru.                             | 48. Wheel & Deal.                              |
| 23. Couples Wheel Around.                        | 49. Scoot Back.                                |
| 24. U turn Back.                                 | 50. Alamo balance.                             |
| 25. ALLE. Thar/ Wrong way Thar.                  | 51. Ferris Wheel.                              |
| 26. Shoot The Star.                              | 52. Touch 1/4.                                 |
|  | 53. Exp. Track II.                             |

My \* next to Dixie Style is to let you know that I have reservations about the need for this call at the L.T.D. level and I could easily be talked into leaving it off the list.

Teaching the above program from standard positioning could be a 20-25 week program and I feel that it would provide a plateau of popular square dance basics for all to enjoy.

---

### TEACHING HINTS; DO PAS SO.....

The arm turn basic is often a tough one for class members to master. I like to demonstrate the action for all to see, starting from a static square, show how the dancers must turn to face partner as the left hands join in a forearm hold for the start of the arm turn, completing the left arm turn and reaching to the corner for a right forearm turn, returning to partner for a left forearm turn ending as a courtesy turn facing back into the center of the square... Progress to a circle with all hands joined and show how the hands drop and the dancers turn to face partner to start the do pas so... Another good practice set up is to have the four girls stand back to back in the center of the set and the men promenade once around then start the do pas so... Keep talking to the dancers to think left hand start..... Progress to starting the do pas so from the grand right & left as you would start an alle. thar..... Forward two..right & with a LEFT Do Pas So... As experience and reaction are gained you can add the change in the ending left arm turn into allemande thar formation..... Be patient with Do Pas So.....

---

### BASIC TRANSITIONS FROM BOX 1-4 TO 1P-2P LINES.

1. Swing Thru..Girls Circulate..Boys Trade..Boys Run..Bend The Line..
2. Spin Chain Thru..Girls Circulate Double..Boys Run..

## CALLERLAB QUARTERLY EXPERIMENTAL FOR MAINSTREAM DANCING:

### TWO STEPS AT A TIME.....Lee Kopman

The action starts from Columns, for better flow set up the column with a Curlique rather than with a Touch 1/4...The lead two dancers in each column will peel off...extend as a couple to the middle of the column and then bend to face in...They will end as the trailing couple in a double pass thru set up.....The trailing two dancers in the column will extend to the 1/2 tag formation then trade & roll to face, ending as the lead couple in a double pass thru set up...As mentioned in the past when reporting Two Steps at a Time it is easy to present the call from columns with two girls in the lead or two boys in the lead so you can cue the action to the boys or girls.....

HEADS PASS THRU..AROUND ONE TO A LINE..  
CURLIQUE...TWO STEPS AT A TIME...  
BOYS PASS THRU..DO SA DOE TO A WAVE..  
BOYS RUN...PASS THRU..WHEEL & DEAL...  
ZOOM...SQUARE THRU 3/4..LEFT ALLE..

---

HEADS PASS THRU..AROUND ONE TO A LINE..  
CURLIQUE...TWO STEPS AT A TIME...  
BOYS PASS THRU..STAR THRU..COUPLES CIRCULATE..  
GIRLS TRADE..BEND THE LINE..  
SLIDE THRU...LEFT ALLE..

---

HEADS PASS THRU..AROUND ONE TO A LINE..  
CURLIQUE...TWO STEPS AT A TIME...  
BOYS PASS THRU..STAR THRU...FERRIS WHEEL..  
ZOOM...SQUARE THRU..3/4..LEFT ALLE...

---

HEADS PASS THRU..AROUND ONE TO A LINE...PASS THRU U TURN BACK..  
CURLIQUE...TWO STEPS AT A TIME...  
GIRLS PASS THRU...DO SA DO TO A WAVE...  
SCOOT BACK..BOYS RUN...PASS THRU..WHEEL & DEAL..  
ZOOM...SQUARE THRU 3/4..LEFT ALLE..

---

HEADS PASS THRU..AROUND ONE TO A LINE..PASS THRU U TURN BACK..  
CURLIQUE...TWO STEPS AT A TIME..  
GIRLS PASS THRU..CURLIQUE..BOYS TRADE..BOYS RUN..  
BEND THE LINE..SLIDE THRU..SQUARE THRU 3/4..  
TRADE BY..LEFT ALLE....

---

SIDES PASS THRU..AROUND ONE TO A LINE..PASS THRU U TURN BACK..  
CURLIQUE...TWO STEPS AT A TIME..DOUBLE PASS THRU..  
CLOVERLEAF..GIRLS SQUARE THRU 3/4...COURTESY TURN THE GIRL...  
PASS THE OCEAN..RECYCLE..LEFT ALLE...

---

1P-2P..CURLIQUE...TWO STEPS AT A TIME..  
CENTERS PASS THRU..SWING THRU..TURN THRU,..LEFT ALLE..

---

1P-2P..CURLIQUE...TWO STEPS AT A TIME..  
CENTERS CURLIQUE..WALK & DODGE..  
CLOVERLEAF..CENTERS PASS THRU...  
SWING THRU..BOYS RUN..1/2 TAG..TRADE..ROLL...LEFT ALLE..

---

It may be a good idea to review peel off prior to working two steps at a time....

Next month I will give you a few more ways of setting up the columns for two steps...

## SIGHT CALLING :

A lot of requests to continue with sight calling information so each month I shall explore a little into this area. I feel that before starting to sight call you should have mastered the basic tools of calling so that you can teach basics and put them together into dance routines delivered with smooth timing and good body flow.... Your basic choreography should be well grounded with memory routines, knowledge of zeros and equivalents as well as the transitions from one basic formation to another.... Once this is working well the next step is to expand into sight calling....

1. I use three types of sight calling., Extemporaneous sight calling, Isolated sight and Burnt Image sight.
2. Prior to starting your sight calling you must select several squares to be your "pilot" Squares, the ones you will depend upon for resolving the square back to the corner. I select 2 to 3 pilot squares with one being the key square and the others as back up squares in case my Key set makes an error... I try to pick upon the square I know have a good four couple potential to keep things going....
3. Next I select one couple in each set to be my Primary Couple and the couple to their left in the set becomes my secondary couple.. You will need to relate to these two couples when it is time to resolve the set.. Note, once the primary couples are selected I often use the same folks as Primary couples every set that they are in during the evening, making it easier for me to remember who my key folks are....  
I start out calling known material and glance at my pilot squares checking my primary and secondary couples to help me remember them....
4. I build my dancing tip around several theme basics and starting with simple short combinations, I expand and explore a variety of combinations of increasing length between starting and a left allemande as the dancers gain confidence in the choreo.
5. Resolving the square requires following one of many possible routines, that are available. I vary my get out routines so the dancers are never sure if I'm getting out or continuing to dance... I also will set up a particular get out based upon a certain dancer position that I have set up... To get started I suggest the following formula as a foundation to build from...
  1. Match up your Primary Couple.
  2. Place the Primary couple on the left end of lines facing in normal set ups.
  3. Observe the secondary couple, are they matched with partner or do they have opposites. ( the only two possibilities). If they have partners all that is left is to determine if the set is in or out of sequence.. If the Secondary couple is facing the primary couple you are IN sequence, if the secondary couple is not facing the primary couple the only other place they can be is in the same line at the right end and that indicates that you are OUT of sequence...
  4. If the secondary couple is Mis-matched ( with opposites) then the key person for you becomes the secondary LADY... If she is in the couple facing the primary then your basic get out is to Pass Thru.. Wheel & Deal.. centers pass thru.. Left Alle... If the secondary lady is mis-matched and not facing the primary couple then she must be in the couple at the right end of the line so your get out becomes Pass Thru.. Wheel & Deal.. centers Square Thru 3/4 to a left Alle...

Work with the above basic formula until you can easily resolve any square directly. I shall expand upon this formula next month and we shall keep adding various ways to resolve the squares and recognize formations as you develop your Sight Calling Skills... Keep your choreography simple and smooth soon the dancers will "slow down" and you will find it easy to pin point the primary couple and match them up very easily

## THE PLUS PAGE: DIAMOND CIRCULATE EXPLORED.

There are many ways to set up Diamonds and I shall explore these later on, but for a starting set up I use parallel two faced lines with boys on the ends and Girls as centers and have the Girls Cast Off  $3/4$  (arm turn  $3/4$ ) to set up the Diamond Formation. Note that the Girls who cast  $3/4$  will become the centers of the Diamond and the Boys will become the Points of the diamond. The girls also could be called upon to recognize their wave thru the center of the set...I like to have the dancers "check" their Diamond or "look" at their diamond as we become acquainted with the action in Diamonds. Checking implies looking into the center of your Diamond to see where you fit and who you are following in your Diamond "star"...One Diamond circulate has the dancers take the place of the dancers in front of them reforming the diamond formation with the boys now touching right hands as the centers of the diamond as the girls have moved out to become the points of the Diamond...

Other ways of setting up Diamonds:

1. From Two Faced Lines... centers Hinge...
2. From two faced lines the centers cross run as the new centers cast  $3/4$
3. From two faced lines the centers cross run as the new centers hinge..
4. From a Box (1-4) Touch  $1/4$  then split circulate once & one half....

To get out of Diamonds and back into two faced lines the centers Girls or Boys can be directed to hinge or cast off  $3/4$  ending as the centers of two faced lines.

You can also explore "Facing" Diamonds. These are Diamonds that are set up from ocean waves by having the centers of the wave hinge or cast  $3/4$  setting up a diamond with dancers as centers and points facing each other rather than following as those set up from two faced lines.... Similar actions can take place with Diamond circulates and if the centers cast  $3/4$  or hinge you will reform ocean waves....

### GET AQUAINTED FIGURES.

BOX 1-4..SWING THRU..BOYS RUN..GIRLS HINGE..  
DIAMOND CIRCULATE...BOYS CAST OFF  $3/4$ ...  
BOYS CROSS RUN..WHEEL & DEAL...  
DIVE THRU..SQUARE THRU  $3/4$ ..LEFT ALLE.

BOX 1-4..SWING THRU..BOYS RUN...  
 $1/2$  TAG THE LINE..SPLIT CIRCULATE  $1\ 1/2$  TO A DIAMOND...  
DIAMOND CIRCULATE..BOYS HINGE..BOYS CROSS RUN..GIRLS TRADE..  
WHEEL & DEAL..PASS TO THE CENTER SQUARE THRU  $3/4$ ..LEFT ALLE..

BOX 1-4..SWING THRU..BOYS RUN..TAG THE LINE RIGHT..  
BOYS CROSS RUN..GIRLS HINGE...  
DIAMOND CIRCULATE..BOYS..SWING THRU...  
DIAMOND CIRCULATE..GIRLS SWING THRU...  
GIRLS CAST OFF  $3/4$ ..COUPLES CIRCULATE...  
BEND THE LINE..SLIDE THRU..SQUARE THRU  $3/4$ ...  
TRADE BY...LEFT ALLE...

BOX 1-4..SWING THRU..BOYS RUN..COUPLES CIRCULATE..  
GIRLS CROSS RUN..BOYS HINGE..  
DIAMOND CIRCULATE..GIRLS SWING THRU & CAST OFF  $3/4$ ..  
COUPLES CIRCULATE..WHEEL & DEAL..  
SQUARE THRU  $3/4$ ...LEFT ALLE...

NOTES FOR CALLERS  
JACK LASRY  
1513 No. 46th AVE.  
HOLLYWOOD, FLA. 33021

FIRST CLASS MAIL

**notes** JACK A. LASRY 1513 N. 46th AVE. / HOLLYWOOD, FLORIDA 33021 / (305) 981-7788  
**FOR CALLERS**

FEBRUARY 1979

VIEWPOINT .....	6
BASIC CHOREO .....	6
Teaching All Around the Left Hand Lady .....	6
Teaching Box The Gnat .....	6
DANCING MAINSTREAM LT D .....	7
TAG THE LINE ZEROS .....	7
SIGHT CALLING HINTS .....	8
PROGRAMMING YOUR DANCE .....	8
EXPERIMENTAL WORKSHOP .....	9
Variations using Two Steps .....	9
Variations of Launch It .....	9
PLUS PAGE..FLIP THE DIAMOND .....	10

FEBRUARY 1979

VIEWPOINT: Last month I listed a Mainstream LTD program that I feel will provide an interesting dance program that can be taught in 20-25 weeks.. I have received quite a few favorable comments and several thought that I should add 8 chain thru to the list and delete dixie style to an ocean wave... You may recall I had some reservations about dixie style and I really goofed by leaving off the 8 chain thru....

THERE WILL BE MORE THEN A LIST OF CALLS NECESSARY TO THE SUCCESS OF THE MAINSTREAM L T D PROGRAM.....

We will need:

1. Qualified TOP local callers to become interested in the program.
2. Cooperation of local Recreation Departments in providing halls at a small charge, plus their help in recruitment.
3. Formation of active clubs to dance L T D.
4. Good publicity program to tell the L T D story.
5. Callerlab assistance in presenting the program on an international scale.
6. L T D programs at all conventions so the dancers can participate and be part of the convention dancing programs.
7. Financial staying power to insure that the program has an opportunity to succeed.

Last let me add that the Callers must attempt to maintain the L T D concept and not "push" the dancers up and out of the program into higher levels of dancing until they have had at least one full year in the program, that is a full year of dancing after graduation...

---

#### BASIC CHOREOGRAPHY:

##### TEACHING ALL AROUND THE LEFT HAND LADY--SEE SAW (TAW)

This popular introduction has been presented several different ways, I teach what we call the Figure Eight method. I again demonstrate the action and show how we first turn to face our corners and start by passing right shoulders as we walk in a circle around each other. It helps to have the dancers looking at each other as they walk around and as you complete the walk around portion you are facing original partner and start the see saw by passing left shoulders with your walk around the partner completing the figure 8 in position to return to the corner for the Left Allemande.

---

##### TEACHING BOX THE GNAT.

Box The Gnat can be a little tricky for the new dancers, the hand hold I use is an important part of our demonstration. I teach the "ball & socket" type hand hold with the man placing three fingers into the ladies hand and the thumbs acting as support the mans fingers swivel around in the ladies hand as the exchange of positions takes place.. The man can "lead" the lady into her left face turn under by "throwing" his right arm to his right (the ladies left). Another very important fact is the ending position must find the dancers face to face having exchanged positions. I feel it may be necessary to move around the room and Box The Gnat with each lady and your wife with each man to help them get the feel for the action... I see some dancers with lots of experience add a 1/4 turn after the box the gnat to end in a curlique position so keep reminding them to "look her in the eye" after the box the gnat....



## MAINSTREAM LTD FIGURES:

HEADS RIGHT & LEFT THRU..ROLLAWAY 1/2 SASHAY  
BOX THE GNAT...CROSSTAIL THRU..AROUND ONE TO A LINE..  
STAR THRU..PASS THRU..TRADE BY....  
DO SA DO TO A WAVE..8 CIRCULATE...  
SWING THRU..GIRLS CIRCULATE..BOYS TRADE..  
8 CIRCULATE...TURN THRU..LEFT ALLE...

---

HEADS STAR THRU..DOUBLE PASS THRU...CLOVERLEAF...  
CENTERS SQUARE THRU FOUR & CLOVERLEAF...  
NEW CENTERS SQUARE THRU 3/4...SPLIT TWO AROUND ONE TO A LINE..  
BOX THE GNAT..RIGHT & LEFT THRU...  
FLUTTER WHEEL...PASS THRU..WHEEL & DEAL..  
SQUARE THRU 3/4..LEFT ALLE...

---

HEADS LEAD RIGHT & CIRCLE TO A LINE...  
SPIN THE TOP..BOYS RUN...COUPLES CIRCULATE..  
FERRIS WHEEL..DOUBLE PASS THRU...  
LEAD COUPLE CALIF. TWIRL...PASS THRU..LEFT ALLE..

---

HEADS CURLIQUE...WALK & DODGE...SWING THRU..  
GIRLS CIRCULATE..BOYS RUN...BEND THE LINE...  
PASS THRU..TAG THE LINE..RIGHT....CENTERS TRADE...  
COUPLES CIRCULATE..BEND THE LINE...  
CURLIQUE..BOYS RUN..CENTERS PASS THRU...  
SWING THRU..BOYS RUN..BEND THE LINE...  
STAR THRU..DIVE THRU..SQUARE THRU 3/4..LEFT ALLE..

---

## ZEROS USING TAG THE LINE:

1. 1P-2P..PASS THRU..TAG THE LINE RIGHT..  
CENTERS TRADE..BEND THE LINE...  
STAR THRU..DOUBLE PASS THRU..FIRST COUPLE RIGHT..NEXT LEFT...zero.
  2. Facing couples in normal partnership.  
SWING THRU..BOYS RUN..TAG THE LINE RIGHT..  
BOYS CROSS RUN..GIRLS TRADE..WHEEL & DEAL.... zero.
  3. Facing couples in normal partnership.  
DO SA DO TO A WAVE..GIRLS RUN...  
TAG THE LINE RIGHT..BEND THE LINE..  
SLIDE THRU....zero.
  4. Facing couples in normal partnership.  
SWING THRU..BOYS RUN..TAG THE LINE LEFT..  
WHEEL & DEAL...zero..
- 

## SETTING UP COLUMNS:

1. The basic way is from lines of four to call a Curlique or Touch 1/4 to set up columns.
2. From tidal waves (right handed) a hinge 1/4 or a cast off 3/4 will set up columns.
3. From eight chain thru boxes, a swing thru..spin the top to a curlique set up a column.
4. From lines a swing thru..boys run.... 1/2 Tag the line set up columns..

## SIGHT CALLING:

Last month I began a series of sight calling techniques. This month I shall expand from last month's program...and vary the "get out" ... Recall that several key objects must be achieved, the first being the match up of the Primary couple and second placing the primary couple on the left end of the line. If the secondary couple is matched with partner then all you have to determine is the sequence. If the secondary couple is mis-matched then the only possible people they can be with will be opposites... Last month we reviewed the pass thru wheel & deal method lets look at another possibility for a get out when the secondary couple is mis-matched.

The set up is, Primary couple matched and on the left end of the facing lines and the secondary couple mis-matched.... The KEY person becomes the Secondary LADY. If she is facing the primary couple then call a PASS THE OCEAN..RECYCLE.. & DIVE THRU..SQUARE THRU 3/4..LEFT ALLE.... The sd box 1-4 is the left Alle position. If the secondary lady is in the same line as the primary couple then PASS THE OCEAN..RECYCLE..PASS THRU..TRADE BY TO THE LEFT ALLE...

Note: If the secondary couple is mis-matched and the secondary lady is facing the primary couple all you need to do is arrange those four dancers into an eight chain thru box with the matched primary couple on the outside of the set and the mis-matched couple on the inside of the set and you have a sd box 1-4 for a Left Allemande.... See how many ways you can set up this arrangement when you have the desired set up.....

---

## BASIC PROGRAMMING IDEAS:

On any given night at a dance or class we must adjust our program to fit the dancers, that is to say that we have a program to adjust! I hear too often how callers head off to a class without any thought of what they will teach tonight or how best to present the new material, club dances that "look alike" from one week to the next... A GOOD DANCE PROGRAM REQUIRES SOME THOUGHT AND REFLECTION UPON WHAT IS HAPPENING OUT ON THE DANCE FLOOR: A few thoughts...

1. The first Tip is a mood setter and for that reason I like to call standard material aiming at 100% dancer success to set the dancers into a confident feeling... I like the first tip to be lively and delivered with enthusiasm and the first singing call to be a rousing one that stimulates the dancers into getting into the mood of having fun....
2. Tip 2 is an expanding your knowledge tip... Not necessarily based upon new basics but expanding upon their ability to handle some positioning with standard basics... For example we might expand upon a Spin The Top, using it from standard facing couples, 1/2 sashayed couples, and from four boys & four girls facing and spinning the top.... Sometimes you can call & talk the dancers thru others will require a walk thru....
3. Tip 3 is my Callerlab quarterly tip... I re-teach the action and use it as my major theme for this tip. Two steps at a Time which is the current quarterly experimental is easily presented from various column set ups so I do explore a little positioning.... I often use the workshop experimental as part of the singing call in this tip....
4. TIPS 4-5-6 are the heart of the dance with lively fun calling, mixing up the basics around theme or featured basics. I feel that by listing a few calls to feature each tip I am able to provide the dancers with a well planned program that insures that I use all the calls on the list during a period of several dances.

More on programming next month...

## TWO STEPS AT A TIME :

The current Callerlab Quarterly selection lends itself to some variety by directing the lead two in the column to do the Two Steps at a Time, which implies that they will peel off then extend and then bend to face in...You then direct the trailing two to do something other than the extend to the 1/2 tag formation, trade & roll...You could have the trailers...Extend & Hinge to end in a 1/4 tag formation or the trailers could extend & walk & dodge into a cloverleaf ending in a double pass thru set up..The trailers could extend & follow Your Neighbor if you are into plus dancing. The trailers could also be directed to "tag" all the way thru & face right ending in a two faced line thru the center for a stroll & cycle .....

## SOME DANCE EXAMPLES:

1P-2P...CURLIQUE..LEADS TWO STEPS AT A TIME..TRAILERS EXTEND & CAST 3/4.  
CENTER GIRLS TRADE..RECYCLE..  
SUBSTITUTE...SWING THRU..TURN THRU..LEFT ALLE..

---

1P-2P...CURLIQUE..LEADS TWO STEPS...TRAILERS EXTEND..  
WALK & DODGE & CLOVERLEAF...  
CENTERS PASS THRU..SWING THRU..BOYS RUN..  
1/2 TAG..TRADE..& ROLL..LEFT ALLE...

---

1P-2P...CURLIQUE..LEADS TWO STEPS..TRAILERS "TAG " ALL THE WAY THRU..  
FACE RIGHT...BOYS CROSS RUN...STROLL & CYCLE..  
BEND THE LINE..STAR THRU..PASS THRU..  
TRADE BY..LEFT ALLE....

---

## EXPERIMENTAL WORKSHOP:

Not much exciting this month from the experimenters...Dick Bayer has come up with one that has made "front page" with some note services, but our opinion of MAKE ME A COLUMN is if I wanted to march that much I would have stayed in the army!!

For those who are interested here is the action....From Normal Two Faced lines the girls facing in will lead the way into a column by stepping forward and walking straight ahead, her partner will fall in behind as the dancers facing out in the two faced line will right face and walk single file to the corner then make another right face following the leaders into a column....The first time the columns will be spread apart but the second time the dancers will adjust.... Our gang felt as mentioned the action requires alot of "marching" and they felt it has very little long lasting value..

Example: BOX 1-4..SWING THRU..BOYS RUN..MAKE ME A COLUMN..  
TRADE & ROLL...PASS THRU..WHEEL & DEAL..  
SQUARE THRU 3/4..LEFT ALLE..

---

LAUNCH IT which we reported back in December seems to be gaining in usage, the variation of LAUNCH TO A DIAMOND which has the leaders in the column do their track II action while the trailers extend to the 1/2 tag formation and hinge setting up Diamonds seems to be a plausible extension.... You could direct the action as a Launch and Hinge...Implying that the AND means to the trailers to extend to the 1/2 tag formation and pick up the next call....

LETS KEEP THE EXPERIMENTING WITH THE PLUS GROUPS AND KEEP OUR  
MAINSTREAM CLUBS WORKING WITH THE CALLERLAB QUARTERLY SELECTIONS.

## THE PLUS PAGE:

### FLIP THE DIAMOND:

Last month we covered Diamond Circulate and this month I would like to explore FLIP THE DIAMOND...From standard diamonds the centers ( those who did the hinge or cast off 3/4 ) will on the call Flip The Diamond do a Diamond Circulate to become the ends of forming ocean waves. The Points of the Diamond do the "Flip" action which is an about face toward the adjacent point to end as the centers of the wave. The action of the Points is the most critical, from standard diamonds I have the points "look" at each other and make their about face action in a smooth "roll over" toward each other and catch Left Hands...Caution the points not to flip past each other. I feel that if learned as a position call that it can be easily mastered from diamonds with boys as points, girls as points and mixed sexes as points.

BOX 1-4..SWING THRU..BOYS RUN..  
GIRLS HINGE..DIAMOND CIRCULATE..  
FLIP THE DIAMOND..RECYCLE....  
DIVE THRU..SQUARE THRU 3/4..LEFT ALLE..

---

BOX 1-4..SWING THRU..BOYS RUN..  
1/2 TAG..SPLIT CIRCULATE 1 1/2...  
DIAMOND CIRCULATE..FLIP THE DIAMOND..  
RECYCLE...LEFT ALLE..

---

1P-2P..PASS THE OCEAN ...SCOOT BACK..  
BOYS RUN..GIRLS HINGE....  
FLIP THE DIAMOND...BOYS TRADE..TURN THRU..LEFT ALLE..

---

1P-2P..PASS THE OCEAN..SWING THRU..  
BOYS RUN..GIRLS HINGE...FLIP THE DIAMOND..  
GRAND RIGHT & LEFT..

---

1P-2P..PASS THRU..TAG THE LINE RIGHT...  
CENTERS HINGE...DIAMOND CIRCULATE..  
FLIP THE DIAMOND..SCOOT BACK...  
SPLIT CIRCULATE..WALK & DODGE..  
PARTNER TRADE & ROLL...GRAND RIGHT & LEFT..

---

1P-2P..PASS THRU..TAG THE LINE RIGHT..  
COUPLES CIRCULATE..CENTERS HINGE..  
DIAMOND CIRCULATE..FLIP THE DIAMOND...  
BOYS RUN..STAR THRU..PASS THRU..LEFT ALLE...

---

A singing call pattern using plus calls...

HEADS SQUARE THRU FOUR..CURLIQUE...  
FOLLOW YOUR NEIGHBOR & SPREAD...  
SCOOT BACK...BOYS RUN..1/2 TAG..WALK & DODGE...  
CHASE RIGHT..SWING & PROMENADE.... (corner)

---

Plus level dancing will provide for most dancers a very interesting plateau of dance choreo. Prior to moving ahead into the A-I program a good foundation with working response to ALL plus calls from reasonable APD formations is most desirable...DON'T RUSH INTO ADVANCED .....

NOTES FOR CALLERS  
JACK LASRY  
1513 No. 46th AVE.  
HOLLYWOOD, Fla.



FIRST CLASS MAIL

Mal CAMERON

R.F.D. #1 Box 97-A

DEERFIELD, N.H.

03037

**notes** JACK A. LASRY 1513 N. 46th AVE. / HOLLYWOOD, FLORIDA 33021 (305) 981-7788  
**FOR CALLERS**

MARCH 1979

VIEWPOINT .....	11
BASIC CHOREO.....	12
MAINSTREAM A P D. ....	12
SIGHT CALLING .....	13
EXP. WORKSHOP. CONNECT THE TOP.....	14
EXP. CROSS ROLL TO AN OCEAN WAVE ....	14
DANCING MAINSTREAM L T D.....	15
PLUS PAGE..TRADE THE WAVE.....	15

MARCH 1979

VIEWPOINT:

DON'T GET CAUGHT IN A SPEED TRAP.

As we travel to and from our square dances, many of us are keenly aware of the conditions of the road and must be aware of the potential speed traps. Now this article is not designed to preach to you about how you drive except to say that we wish you to be careful since we hate to lose dancers. However, I ask you to consider the similarities of the conditions of the road for automobiles and the square dance activity.

When we look at square dancing, we see that many of us got our lerner's permit when we first attended beginners classes. We received our driver's permit when we "graduated" from class. We traveled down the square dance highway by visiting other clubs, and we had many opportunities to get the small parking violations etc. when we would goof a call or two. We made new friends and several of them had been "driving" longer than we had and they were showing us the thrills of some of the more scenic drives and perhaps even high speed driving. We accepted the bait and began our own brand of experimentation.

We began to drive faster and faster by learning more and more calls from more and more lists. We could handle anything that our local "officials" could toss at us. We had mastered the Mainstream Lists, the Quarterly Selections, and the Plus Lists. True, we had occasional warning signs, perhaps even a flat tire or a blowout, but we were undaunted. We still wanted to go faster and achieve more thrills. Along came a "Super Highway" called Advanced and beyond that the very limited access road called Challenge.

Many of you (callers and dancers) are really caught up in this speed trap. We sometimes think that because the road is there, we must drive on it. Might it not be better if we, as individuals, learned to handle the various road conditions along the way? Can we not enjoy the scenic routes in our own neighborhoods? Can we not enjoy the beauty of the secondary road and perhaps even the first four lane highway? Do we all have to travel the divided highway? Must we all pass everyone on the road?

We talk about the scenic highways and byways and yet in square dancing the scenic portions have to be the people and the friendships established. Just as the forests, the flowers and the shrubs are the scenic roadside attractions and the waterfalls add serenity, so do the friendships and people in square dancing accomplish the same things for us in our pursuit of this leisure time activity. We should take the time to enhance these friendships. We should take the time to smell the roses. We should make the effort to be especially friendly to the strangers that attend our club dances. We should enjoy the scenic route for what it has to offer.

Let us all take stock of ourselves and review where we are and where we would like to go. Let us not get caught in the "Speed Trap" of Square Dancing

---

The above article is aimed at the dancers and callers who are rushing thru the plateaus of Square dancing. I will be the first to say that moving forward is part of our nature, but let's move slowly and orderly and when the time is ripe....

KEEP THE FUN IN SQUARE DANCING AT ALL LEVELS!!!!!!

## BASIC CHOREOGRAPHY:

TEACHING HINTS....From Chuck Peel via Carl Brandt comes a nice hint for teaching the figure 8 method of All Around the Left Hand Lady..See Saw your partner.... Directionally teach & call Right forearm turn your corner...Left forearm turn your partner....After a few arm turn drills say lets do the same action without hands... Try it out, it could be a worthwhile teaching aid.....Thanks Carl & Chuck....

TEACHING PASS THRU & U TURN BACK... Dancers in class should become acquainted with Pass Thru from normal facing couples, from 1/2 sashayed couples and from four boys or four girls as facing couples..The key is to pass Right shoulders with the facing dancer as you pass thru.... The basic U turn back should have the dancers turning toward each other as they make the about face turn. Turning toward your partner as you about face is considered the polite and proper method... In some calls such as a peel off the body flow that makes for a "peeling" action dictates a turn away but that is a different basic.... At the completion of the U turn back dancers can take inside hands in the "ready" position for the next command...

EXAMPLES: HEADS ROLLAWAY...PASS THRU..U TURN BACK..  
CROSSTAIL THRU...LEFT ALLE..

HEADS ROLLAWAY...PASS THRU..U TURN BACK..  
RIGHT & LEFT THRU... Zero.

HEADS RIGHT & LEFT THRU..ROLLAWAY...  
PASS THRU..U TURN BACK..LEFT ALLE..

HEADS PASS THRU..U TURN BACK...  
BOX THE GNAT..RIGHT & LEFT THRU..  
CROSSTAIL THRU..LEFT ALLE..

-----

IS A.P.D. NECESSARY FOR MAINSTREAM SQUARE DANCING??? I feel the answer is YES BUT. REASONABLE usage of A.P.D. is part of the modern Square Dance picture... We accept dancer position for many calls that do not have a sex identification. Example is that we Chain Ladies but never chain Men...At mainstream we don't need to have ladies courtesy turn men but we accept easily a man turning a lady...such as in a right & left thru...Calls such as Swing Thru, Spin The top, Pass Thru etc.lend themselves to the A.P.D. concept by the nature of their construction. Where do you draw the line???Some extreme set ups like a Left Handed Boy-Boy Girl-girl wave to call a left spin chain thru are no doubt A.P.D but are they MAINSTREAM A.P.D. ??? I think not...Many of you have asked for some guidelines in this area and with the Callerlab Convention close at hand and a session aimed at this area is planned lets wait and see what comes out of the convention...Hopefully some good guidelines will be established for Mainstream A.P.D...

BASIC A.P.D. can start with simple patterns at the class level. It is often easier to present the entire package in the beginning rather than going back later on and re-teaching an A.P.D. concept which is almost like starting over....

HEADS ROLLAWAY...PASS THRU..AROUND ONE TO A LINE..  
STAR THRU..DIVE THRU..PASS THRU..LEFT ALLE..

TEACHING SQUARE THRU: After your demonstration of the action normal couples, show how the dancers could be 1/2 sashayed and even demo. four boys or four girls doing the square thru... For your practice set up, arrange for four boys and four girls to form mini two couples sets around the floor for square thru practice... Have all walk the square thru four hands then about face and square thru four hands again then about face and they are back to the starting point.

## MAINSTREAM A.P.D. Cont.

Repeat the action several times adding the music when they are ready and then have the dancers count out the steps in time with the music...10 beats to square thru from facing couples...2 beats to move forward until hands touch and 8 beats to dance the Square Thru...After several mini square drills return the dancers to squares and apply what has been drilled into a true dance situation... Allow for there to be ample drill with all positions for square thru during the next several classes and you will be doing your dancers a real service by your in depth teaching.....Talk with your dancers and explain how some calls like swing or right & left thru have a sex identification while others are constructed in such a manner that they can be performed by either boys or girls equally as comfortable....

### SIGHT CALLING:

Lets look at another possible set up for resolving the square... When you feel it is time to "put the square back together" place the dancers into standard parallel two faced lines and by circulating the boys and or circulating or trading the girls match up your primary couple (#1). This is an easy task and you can easily see the match up take place....Once the primary couple is matched up the next step is to check the secondary couple to see if they are matched or mis-matched..If they are matched then step three is to place the secondary couple (#4) in the same two faced line with the primary couple. It could be that the matching process you used to match up the primary couple will also place the matched secondary couple in the same two faced line, if not then one couples circulate will place the matched primary couple in a two faced line with the matched secondary couple...Next, call a wheel & deal so the two key couples are facing each other....Place the primary couple on the outside of the set and your get out will be a Swing Thru..Turn Thru..To a Left Alle.

If the Secondary couple is mis matched then as in the previous concepts the secondary lady becomes the key person...Place her and her opposite partner person in the same two faced line with the primary couple...If they are not together after the matching process then one couples circulate will place the mis-matched secondary couple in the same two faced line with the primary couple ...The next step is to call a wheel & deal and place the primary couple on the outside of the set up and you have a sides box 1-4 for a Left Alle....

The above "system" is easy to work with as you can easily see the match up of your primary couple take place....Note: Once the primary couple is matched up, if the secondary couple is mis matched and you place the secondary lady & her opposite in the same two faced line with the primary couple you have the four dancers together who when placed in an 8 chain thru box with the matched primary couple on the outside set up a sides box 1-4 left alle. See how many ways you can use to change from the two faced line into the box 1-4 ....

### PROGRAMMING IDEAS:

Good programming is good planning! Build each patter tip around several key basics . These key basics will create a theme for the tip so each patter tip will have its own personality. So often with the popular sight calling techniques callers forget to program and theme their tips with the end result being one tip is very much like the others and very little changes all night....

A change in tempo also is important as you move thru the evening, keep in mind that a little slower tempo will be helpful when calling the difficult choreo, and when the choreo is basic the dancers will like to dance up to normal speed....NEVER TO FAST...SPEED IS NOT ONE OF THE QUALITIES FOR GOOD DANCING.....



## EXPERIMENTAL WORKSHOP FOR PLUS LEVEL DANCERS:

### CONNECT THE TOP.....Carl Hanks

Connect The Top is an interesting combination of calls that fit together very well. I have had the opportunity to use it for several weeks now and the dancers like the "feel". You do need alot of room to dance the figure and if you are on a crowded floor you may have some problems...

Starting from an eight hand tidal wave...1P-2P..Do Sa Do to a wave.....Tell the extreme end dancers and the adjacent dancer to each end to drop hands and to walk forward as if to trade to the other end of the long wave...At the 1/2 way point in their trade they will meet a dancer coming at them, with that dancer join right forearms and trade, this will place the boy close to the center and the girl on the outside.... The center four dancers left in the wave will spin the top then the boys will connect their left forearms and arm turn 3/4 (cast off) as the outside girls move forward to become the end of a forming wave the center girls drop hands and move to their right to become the other end of forming parallel ocean waves...Ends with boys as centers & girls as ends of the wave... Note the two key teaching points: Tell the end & adjacent dancer in the tidal wave to stay out wide as they do their 1/2 trade action, if they get in close the center four are crowded by their spin the top action...Also the center girls as they complete the spin the top action should at the completion of the spin the top drop hands so they can easily move forward to their right and become one of the wave ends...

1P-2P..DO SA DO TO A WAVE....CONNECT THE TOP...  
BOYS RUN..BEND THE LINE..STAR THRU..  
PASS THRU..TRADE BY...LEFT ALLE...

Some nice ways to set up the tidal wave:

1. Box 1-4...Swing Thru..Spin The Top....
2. Box 1-4 Wave....Fan the Top....
3. 1P-2P..RIGHT & Left Thru..Dixie Style To a Wave..  
Trade The Wave...Fan The Top....

It will take about three walk thrus to smooth out the action but the fact that all the flow is forward and if the dancers keep their distance it will dance very smoothly .....

---

### CROSS ROLL TO AN OCEAN WAVE.

This is an old call that could easily fit into todays choreography, starting from a two faced line the Centers will Cross Run as the Ends Run right (roll over) into the vacating adjacent dancers spot ending in an ocean wave....Very smooth and with the popularity of Cross Runs it is easily taught and comfortable to dance... I suggest teaching from a two faced line with boys as centers and girls on the ends....

BOX 1-4..SWING THRU..BOYS RUN..TAG THE LINE RIGHT...  
CROSS ROLL TO AN OCEAN WAVE....GIRLS TRADE...  
RECYCLE...LEFT ALLE....box 1-4.

BOX 1-4..SWING THRU...BOYS RUN...  
CROSS ROLL TO AN OCEAN WAVE..BOYS RUN...  
BEND THE LINE..SLIDE THRU..LEFT ALLE....

---

Keep in mind that experimentals have no place in Mainstream dancing unless they have been selected as quarterly experimentals by Callerlab....Keep your experimenting with the more experienced dancers and then be very selective with what you try out...

## DANCING MAINSTREAM LIMITED (L T D)

1P-2P...RIGHT & LEFT THRU...TWO LADIES CHAIN..  
SPIN THE TOP...TURN THRU...LEFT ALLE...

---

FOUR LADIES CHAIN...ALLEMANDE LEFT ..ALAMO STYLE & BALANCE...  
HEADS...WALK & DODGE...SIDES WALK & DODGE...  
ALL CALIF. TWIRL...LEFT ALLE...

---

ALLEMANDE LEFT...ALAMO STYLE & BALANCE...  
HEADS WALK & DODGE AND CLOVERLEAF...  
SIDES WALK & DODGE...LEFT ALLE... sd box 1-4.

---

HEADS PASS THRU...AROUND ONE TO A LINE...  
PASS THRU...1/2 TAG THE LINE...  
SPIN CHAIN THRU...GIRLS CIRCULATE ONE SPOT...  
BOYS RUN...BEND THE LINE...SLIDE THRU...LEFT ALLE...box 1-4.

---

BOX 1-4...DO SA DO TO A WAVE...8 CIRCULATE...  
SWING THRU...8 CIRCULATE...BOYS RUN...  
COUPLES CIRCULATE...WHEEL & DEAL...LEFT ALLE...

---

BOX 1-4...SWING THRU...BOYS RUN...COUPLES CIRCULATE..  
BOYS RUN...8 CIRCULATE...BOYS RUN... WHEEL & DEAL..  
PASS THRU...TRADE BY...LEFT ALLE...

---

### THE PLUS PAGE:

TRADE THE WAVE: This popular plus call is used mostly from a dixie style wave to return the dancers to normal ocean waves...The action is for the dancers in the wave to step thru the wave and to trade with the dancer facing the same way and reform the wave...Left handed waves become right handed and right handed waves become left handed...A helpful hint is for the dancers to "take a peek" as they lean forward to start the action of a trade the wave... I urge you to work with trade the wave from all wave set ups not only the dixie style set up...

1P-2P...RIGHT & LEFT THRU...DIXIE STYLE TO A WAVE..  
BOYS TRADE...LEFT SWING THRU...TRADE THE WAVE..  
BOYS RUN...WHEEL & DEAL...PASS THRU...LEFT ALLE..

BOX 1-4...RIGHT & LEFT THRU...DO SA DOE TO A WAVE..  
TRADE THE WAVE...LEFT ALLE...

1P-2P...RIGHT & LEFT THRU...DIXIE STYLE TO A WAVE..  
8 CIRCULATE...LEFT SWING THRU...WITH A LEFT CAST OFF 3/4.. Balance  
TRADE THE WAVE.. SCOOT BACK..BOYS RUN...LEFT ALLE...

---

### DANCING PLUS II

HEADS CURLEY CROSS...SWING THRU...BOYS RUN..  
CHASE RIGHT...BOYS RUN...LOAD THE BOAT..  
RELAY THE DEUCEY...GIRLS RUN...BEND THE LINE..  
TURN & LEFT THRU...STAR THRU...PASS THRU...U TURN BACK..  
SQUARE THRU BUT ON THE THIRD HAND...GRAND RIGHT & LEFT...

NOTES FOR CALLERS  
JACK LASRY  
1513 No. 46th AVE.  
HOLLYWOOD, FLA. 33021



FIRST CLASS MAIL

MAL 'YIKES' CAMERON  
RFD #1 BOX 97-A  
DEERFIELD NH 03037

**notes** JACK A. LASRY 1513 N. 46th AVE. / HOLLYWOOD, FLORIDA 33021 / (305) 981-7788  
**FOR CALLERS**

APRIL 1979

VIEWPOINT.....	16
BASIC CHOREO., RECYCLE.....	16
FAN THE TOP.....	17
SCOOT BACK .....	18
DANCING MAINSTREAM.....	19
PLUS PAGE., PEEL THE TOP .....	20

APRIL 1979

### VIEWPOINT:

This month the Callerlab convention will take place in Los Angeles. Lots of interesting topics on the convention program and I shall report to you next month what took place. This month there were no experimentals that seemed to me to be worth while reporting, for Mainstream dancers. The Callerlab Quarterly selection committee has reported that NO SELECTION was made for the second quarter of 1979. Callers are encouraged to explore Folds and Circulates during this quarter.

Classes will soon be graduating and the new dancers full of "Square Dance Fever" will be out visiting the clubs...How many will be dancing next year at this time??? YOU can create the proper atmosphere for these new dancers to succeed by talking with the club about their graduation and visits to the club. Remind the club members what it was like to be a new graduate and how difficult it is to make the transition from class to club. PLAN your dances with the new dancers in mind, that does not mean Lower the Level!!!! It means thru good planning and creative usage of the basics all dancers know you can keep the old times happy at the same time the new dancers can feel success.....The key to keeping the new dancers in the activity is their SUCCESS and satisfaction along with feeling wanted by the club.....

-----

### BASIC CHOREOGRAPHY:

RECYCLE continues to be one of the basics callers ask about when I do a session on teaching basics. It seems that there are STILL several ways dancers are taught how to recycle. It seems to me that the callers taking the easy way out are creating the problem. From ocean waves the dancing action for a recycle should be....The ends of the wave cross fold as the centers of the wave fold in behind the ends and follow them around to end as a couple. From parallel ocean waves you end in eight chain thru boxes and from end to end ocean waves you end in lines of four facing... A teaching hint for dancers to see the ending formation is to have the centers of the wave turn back then wheel & deal...This will easily show the ending formation BUT THE DANCE ACTION SHOULD BE THE FOLD & FOLLOW....Note that at Mainstream thru plus level dancing you must establish the ocean wave in order to call a Recycle...

I consider the All Position Dance concept to be important with recycle But I also feel that you must TEACH each position and go slowly and give plenty of opportunity for the dancers to grasp the action as it will create some tangles....

The timing of recycle is jagged. The ends of the wave will finish their action ahead of the centers, if we time the next command to the ends we are rushing the centers and they soon start to short cut their action into a pivot turn inorder to catch up. This creates the often heard cry from the ladies that they really don't line recycle...

FOR PRACTICE YOU CAN EASILY CREATE A ZERO FIGURE.

BOX 1-4...DO SA DO TO A WAVE...RECYCLE..  
DO SA DO TO A WAVE...RECYCLE.. zero in a wave box1-4

BOX 1-4...DO SA DO TO A WAVE..GIRLS TRADE..  
RECYCLE....equals a right & left thru.

BOX 1-4...SWING THRU...RECYCLE...BOX THE GNAT..  
RIGHT & LEFT THRU.. equals zero.

BOX 1-4...SWING THRU..BOYS TRADE..RECYCLE..  
SWING THRU..GIRLS TRADE..RECYCLE.. equals a right & left thru

## BASIC CHOREO. Cont.

Recycle from left handed waves (dixie style set up) ends with normal couples facing...

1P-2P..RIGHT & LEFT THRU..DIXIE STYLE TO A WAVE..  
RECYCLE..SQUARE THRU 3/4...LEFT ALLE..

1P-2P..RIGHT & LEFT THRU..DIXIE STYLE TO A WAVE...  
BOYS TRADE..RECYCLE..RIGHT & LEFT THRU...  
SWING THRU..TURN THRU..LEFT ALLE..

Recycle to a grand right & left:

1P-2P..PASS THE OCEAN...SWING THRU..  
RECYCLE..GRAND RIGHT & LEFT...

Recycle to a Square thru but on the third hand grand right & left.

1P-2P..RIGHT & LEFT THRU..PASS THE OCEAN..  
SWING THRU..RECYCLE..SQUARE THRU..ON THE THIRD HAND..GRAND RIGHT &  
LEFT.....

---

## SMOOTH ENTRY INTO FAN THE TOP.

Fan the Top at Mainstream dancing can create some dancer hesitation. Only by repeated use of the call will it become automatic in response by the dancers. Over the years I have found some nice ways to create an almost can't miss flow into a Fan the Top. Granted you must have some idea how to dance the call but often a flat footed Fan the Top will stagger the floor. The idea is to take advantage of the body flow. Fan the Top starts with the centers of the wave turning 3/4 as the ends move up as in spin the top reforming waves....The center starting action is the one we will try to take advantage off ....Heads Curlique...Cast Off 3/4....This action forms an ocean wave as the centers lock together at the end of the cast 3/4...Take advantage of this flow and follow with a Fan The Top and you have one of the "can't miss" set ups....

HEADS CURLIQUE..CAST OFF 3/4...FAN THE TOP..  
EXTEND & SWING THRU..TURN THRU..LEFT ALLE..

BOX 1-4..CURLIQUE..CAST OFF 3/4..FAN THE TOP..  
SWING THRU..BOYS RUN..BEND THE LINE... zero.

More "can't miss set ups for Fan the Top.

1P-2P...RIGHT & LEFT THRU..ROLLAWAY 1/2 SASHAY..  
BOX THE GNAT..FAN THE TOP..  
SWING THRU..TURN THRU..LEFT ALLE..

BOX 1-4..SWING THRU..BOYS RUN..TAG THE LINE RIGHT...  
COUPLES CIRCULATE..GIRLS RUN..FAN THE TOP...  
RECYCLE....PASS THRU..WHEEL & DEAL..  
ZOOM...SQUARE THRU 3/4...LEFT ALLE....box 1-4.

BOX 1-4..SWING THRU..SCOOT BACK...FAN THE TOP...  
RIGHT & LEFT THRU..STAR THRU..DIVE THRU..  
SQUARE THRU 3/4..LEFT ALLE...box 1-4.

Fan the Top can easily be worked with boys as the centers and girls on the ends:

Some examples on the next page... 17-79

FAN THE TOP cont. Boys as centers.....

HEADS RIGHT & LEFT THRU..ROLLAWAY 1/2 SASHAY...  
CURLIQUE..CAST OFF 3/4...FAN THE TOP..(boys cast 3/4, girls move up)  
TURN THRU..DO SA DO TO A WAVE..  
SWING THRU..TURN THRU..LEFT ALLE...

BOX 1-4..RIGHT & LEFT THRU..ROLLAWAY 1/2 SASHAY..  
CURLIQUE..CAST OFF 3/4...FAN THE TOP..  
BOYS RUN..WHEEL & DEAL..SLIDE THRU...zero.

1P-2P..BOX THE GNAT...FAN THE TOP...  
BOYS RUN..WHEEL & DEAL...PASS THRU..LEFT ALLE...

BOX 1-4...DO SA DO TO A WAVE..SCOOT BACK...  
FAN THE TOP...SPIN THE TOP...  
RIGHT & LEFT THRU....zero...

Fan the Top after a Dixie Style to an Ocean wave will also flow smoothly.....

1P-2P..RIGHT & LEFT THRU..DIXIE STYLE TO A WAVE...  
FAN THE TOP..BOYS CROSS RUN..LADIES TRADE..  
RECYCLE..STAR THRU..DIVE THRU..SQUARE THRU 3/4...  
DO SA DO TO A WAVE..GIRLS RUN..WHEEL & DEAL..  
GRAND RIGHT & LEFT...

-----  
A LOOK AT SCOOT BACK:

Scotback at the Mainstream level can be explored from many formations. The KEY is for the dancers to recognize their position within the "box" from which scoot back takes place. The "Box" is really a split or box circulate set up and dancers must be given the opportunity to "see" the box and to know if they are the facing in dancer or the dancer facing out of the box...Once this is established for the dancer they will begin to respond well to scoot backs. I should also note that the facing in dancers must use the RIGHT hand for the turn thru when in normal right handed boxes...This sometimes will be a problem as they are holding right hands in the box and must use the right hand again (twice) for the turn thru...Once the action of the scoot back is mastered YOU the caller can create places to dance scoot back without the dancers using the same hand twice...I must admit that the dancers accept a Right hand Touch 1/4 into a Scoot back and that creates two right hands in a row!

I teach scoot back from the Box 1-4 Touch 1/4 (curlique) set up and explain the make up of the Box....Boys facing In and Girls facing Out...Tell the Girls that in the call Scoot Back because they are facing out they will run right into the adjacent boys position and replace him....Tell the Boys that because they are facing In they will step forward and with a right hand turn thru with the boy they meet and return to take the place of the girl adjacent to him...As the action take place you can cue by saying SCOOT BACK...Boys turn thru..Girls roll over.....Reteach the action with the boys facing out and the girls facing in....Give the dancers plenty of practice time and begin to expand their recognition to other set ups such as from single boxes and from single boxes of four boys and four girls, from parallel ocean waves with boys meeting girls for the turn thru portion, centers of two face lines set up boxes from which those centers can scoot back....Lots of opportunity to apply what they have learned....

Examples of these teaching positions follow on the next page...

## DANCING SCOOT BACK:

BOX 1-4..TOUCH 1/4..SCOOT BACK..  
BOYS RUN..SQUARE THRU 3/4..LEFT ALLE..

BOX 1-4..RIGHT & LEFT THRU..ROLLAWAY 1/2 SASHAY..  
TOUCH 1/4..SCOOT BACK..GIRLS RUN..  
CURLIQUE..BOYS RUN..LEFT ALLE..

BOX 1-4..DO SA DO TO A WAVE..SCOOT BACK..  
BOYS RUN..BEND THE LINE..SQUARE THRU 3/4..LEFT ALLE..

HEADS SLIDE THRU..TOUCH 1/4..SCOOT BACK..  
BOYS RUN..CROSSTAIL THRU..LEFT ALLE..

HEADS SLIDE THRU..RIGHT & LEFT THRU..ROLLAWAY 1/2 SASHAY..  
TOUCH 1/4..SCOOT BACK..GIRLS RUN..  
PASS THRU U TURN BACK...LEFT ALLE...

BOX 1-4..SWING THRU..SCOOT BACK..  
RECYCLE...LEFT ALLE...zero..

BOX 1-4..SWING THRU..BOYS RUN...GIRLS ONLY...SCOOT BACK ....  
GIRLS CROSS RUN...WHEEL & DEAL...  
BOX THE GNAT..RIGHT & LEFT THRU...zero

BOX 1-4..SWING THRU..BOYS RUN...TAG THE LINE RIGHT..  
BOYS ONLY..SCOOT BACK...BOYS CROSS RUN..  
WHEEL & DEAL..DIVE THRU..SQUARE THRU 3/4...LEFT ALLE..

---

## DANCING MAINSTREAM..FEATURING CIRCULATES & FOLDS:

BOX 1-4..SWING THRU..8 CIRCULATE...  
BOYS RUN..WHEEL & DEAL...LEFT ALLE...Tech. zero.

---

BOX 1-4..TOUCH 1/4..BALANCE...8 CIRCULATE..  
BOYS RUN..STAR THRU..PASS THRU..  
TRADE BY..LEFT ALLE...sd box 1-4.

---

BOX 1-4..TOUCH 1/4..SPLIT CIRCULATE..BALANCE...  
ALL 8 CIRCULATE..SCOOT BACK..  
BOYS RUN..PASS THRU..WHEEL & DEAL..SQUARE THRU 3/4..LEFT ALLE..

---

1P-2P..PASS THRU..CENTERS FOLD..SWING THRU..BOYS TRADE..  
GIRLS FOLD..PEEL OFF...TAG THE LINE...  
LADY GO LEFT GENTS RIGHT..LEFT ALLE...

---

1P-2P..RIGHT & LEFT THRU..DIXIE STYLE TO A WAVE...  
BOYS CROSS FOLD...STAR THRU...zero 1P-2P...

---

1P-2P..RIGHT & LEFT THRU..DIXIE STYLE TO A WAVE..  
BOYS CROSS FOLD..PASS THRU .LEFT ALLE...

---

1P-2P..RIGHT & LEFT THRU...DIXIE STYLE TO A WAVE..  
BOYS CROSS FOLD..TOUCH 1/4...BALANCE...ALL 8 CIRCULATE...  
BOYS FOLD..GIRLS SWING THRU..EXTEND TO A WAVE..  
SPLIT CIRCULATE..BOYS RUN..STAR THRU..DIVE THRU..  
SQUARE THRU 3/4..LEFT ALLE..

## THE PLUS PAGE:

Continuing with our program of Plus Calls lets look at PEEL THE TOP...The basic learning formation for Peel The Top is the "Z" formation, that is the set up from an ocean wave and call an ends fold....From the Z, the leaders will peel off as the trailers in each Z step ahead and all fan the top...The "standard" formation is to set up a Z with boys as leaders and girls as trailers so the fan action has the girls turning 3/4 as the boys move forward. Box 1-4...SWING THRU...GIRLS FOLD....Have the dancers prepared to learn Peel the Top by having used Peel Off from the Z so they are acquainted with leaders and trailers and a peeling action.....The teach on Peel the Top should go easily from here, tell the leaders Boys, to peel off and the trailers Girls to step ahead and take left hands with the adjacent girl and from here we fan the top with the girls turning 3/4 as the men move up....Note that the ability to relate to a fan the top is helpful....

From parallel ocean waves you end in an eight hand tidal wave set up and when started from waves end to end you will end in parallel ocean waves...

BOX 1-4...SWING THRU...GIRLS FOLD...PEEL THE TOP..  
RIGHT & LEFT THRU...STAR THRU...DIVE THRU...SQUARE THRU 3/4...LEFT ALLE.

BOX 1-4...SLIDE THRU...SWING THRU...GIRLS FOLD..  
PEEL THE TOP...RIGHT & LEFT THRU..  
DIVE THRU...SQUARE THRU 3/4...LEFT ALLE..

BOX 1-4...DO SA DO TO A WAVE...BOYS FOLD...  
PEEL THE TOP...BOYS RUN...WHEEL & DEAL...  
SLIDE THRU...LEFT ALLE...zero.

1P-2P...PASS THE OCEAN...SWING THRU...GIRLS FOLD..  
PEEL THE TOP TO A CURLIQUE...8 CIRCULATE..  
BOYS RUN...LEFT ALLE...box 1-4.

BOX 1-4...SWING THRU...BOYS RUN...GIRLS HINGE 1/4..  
FLIP THE DIAMOND...BOYS TRADE...GIRLS FOLD..  
PEEL THE TOP...RIGHT & LEFT THRU...SLIDE THRU...LEFT ALLE...zero

BOX 1-4...TOUCH 1/4...SCOOT BACK...BOYS FOLD..  
GIRLS SWING THRU...END GIRLS FOLD...GIRLS PEEL THE TOP..  
GIRLS PASS THRU...U TURN BACK...GIRLS SQUARE THRU FOUR..  
CURLIQUE...BOYS TRADE...BOYS RUN...WHEEL & DEAL...LEFT ALLE..

BOX 1-4...TOUCH 1/4...GIRLS FOLD...BOYS SWING THRU..  
END BOYS FOLD...BOYS PEEL THE TOP...BOYS PASS THRU...U TURN BACK..  
BOYS SQUARE THRU FOUR...CURLIQUE...GIRLS TRADE..  
RECYCLE...PASS TO THE CENTER...SQUARE THRU...3/4...LEFT ALLE...

---

### DANCING PLUS BASICS:

1P-2P...SWING THRU...BOYS RUN...1/2 TAG THE LINE..  
CAST OFF 3/4...FAN THE TOP...SPIN CHAIN THE GEARS..  
RECYCLE...PASS THRU...TRADE BY...SQUARE THRU 3/4...LEFT ALLE..

---

1P-2P...PASS THE OCEAN...LADIES TRADE...RECYCLE & VEER LEFT..  
COUPLES CIRCULATE...GIRLS HINGE...DIAMOND CIRCULATE..  
FLIP THE DIAMOND...FAN THE TOP...TO A CURLIQUE..  
8 CIRCULATE...CENTERS TRADE & ROLL...THEN SQUARE THRU FOUR..  
OUTSIDE BOY RUN RIGHT...ALLSLIDE THRU...PASS THRU U TURN BACK..  
LEFT ALLE.....



NOTES FOR CALLERS  
JACK LASRY  
1513 No. 46th Ave.  
HOLLYWOOD, FLA. 33021



FIRST CLASS MAIL

MAL 'YIKES' CAMERON  
RFD #1 BOX 97-A  
DEERFIELD NH 03037

**notes** JACK A. LASRY 1513 N. 46th AVE. / HOLLYWOOD, FLORIDA 33021 / (305) 981-7788  
**FOR CALLERS**

MAY 1979

VIEWPOINT .....	21
BASIC CHOREO. Column Choreo. ....	22
TWO FACED LINE CHOREO. ....	23
CREATIVE CHOREO. ....	23
EXPERIMENTAL WORKSHOP. ....	24
Star To A Column .....	24
Dixie Derby .....	24
THE PLUS PAGE. ....	25
Chase Right & Coordinate Figures .....	25

MAY 1979

VIEWPOINT:

THE CALLERLAB CONVENTION 1979 IS NOW HISTORY HERE IS A BRIEF REPORT OF THE MAJOR HAPPENINGS.

MAINSTREAM : DELETE FROM THE MAINSTREAM PROGRAM THE FOLLOWING.

1. Couples Lead Left.
2. Swat The Flea.
3. Shoot The Star 3/4.
4. Couples Backtrack.
5. Cast 1/4, 1/2, In, Right, Left.

Note. Only Cast 3/4 is left as a mainstream call, also backtrack will be added to U turn back and will read U Turn Back/Backtrack..

This cleans up the Mainstream list of many calls that are seldom used and will allow for the caller teaching classes to spend time with the calls that we all use a great deal...

ADDED TO THE MAINSTREAM PROGRAM:

1. Ferris Wheel (53)
2. Pass The Ocean as part of the Ocean Wave Family.(42)

An All Position Dancing list was approved for Mainstream dancing for a one year trial, To be reviewed at next years convention.

QUARTERLY EXPERIMENTAL PROGRAM: The following calls will remain as Q/S.

1. Extend The Tag.
2. Ping Pong Circulate.
3. Roll as an extension only as defined below.
  - A. Adjacent dancers in a column, trade & Roll.
  - B. Centers of Waves or Two faced lines, trade & Roll.
  - C. 1/2 Tag Trade & Roll.
  - D. Partner Trade & Roll.
4. Touch (To a Wave, 1/4, 1/2, 3/4)
5. Track II.
6. Two Steps at a Time(a holdover as a 1979 movement.

The remaining calls from the Q/S list were dropped or in the case of Ferris Wheel & Pass The Ocean added to the Mainstream List.

PLUS LEVEL PROGRAM: This plateau will be called the PLUS LEVEL, no longer will Mainstream be included in the name....

This program was frozen in content for three years at last years convention. The only additions can come from calls dropped from the Q/S list or from the Mainstream list.

ADDED TO THE PLUS I list...

1. Chase Right.
2. Coordinate.

DEFINITIONS of Calls on The Mainstream list were accepted for a one year trial and set for review next year... The only major definition clarification came on Recycle. The convention accepted the following as the PROPER way of teaching & dancing Recycle from ocean waves. Starting from an ocean wave, the ends will cross fold as the centers fold in behind the ends and follow them on around to face in as a pair.

STYLING COMMITTEE: A good dent was made in establishing a uniform styling to be taught as part of the learn to square dance program. This committee will continue its work to completion at next year convention. I will report in future issues some of the approved styling hints....

DANCE LEVEL IDENTIFICATION. This area has long been debated and the following

## CALLERLAB CONVENTION REPORT Cont.

resolution was passed... Callers are urged to call the movements within the designated or advertised level of dance. If you desire to have a workshop tip, you are free to teach any call from any list or experimental BUT PLEASE WALK AND TEACH first. I add use GOOD JUDGEMENT.....

Also any advertised Workshop should shall mean teaching the calls within that plateau. Example: a Plus 1 workshop means you will teach the calls on the Plus 1 List....

MEMBERSHIP COMMITTEE: An important resolution to implement a program whereby recognized Callers organizations may become affiliated with Callerlab was approved. Details to be worked out.

FORMATIONS COMMITTEE completed its work and the basic formations and the names of these formations has been accepted by the membership. In the months to come we will print the formations and titles accepted for general use ....

-----  
The convention was well attended, approx 850 participated in the activities... Plan now for the 1980 Convention to be held in MIAMI BEACH, FLA. March 31-April 2... Any Caller who has been calling three years and calls once a week regularly can become a member. If you would like to attend write me and I will see that you get an invitation.. Our congratulations to Jon Jones who will serve as the chairman of the board for the Coming year...

BASIC CHOREOGRAPHY: Setting up COLUMNS of various types and some choreo ideas make up our basic choreo. section this month.

### SETTING UP COLUMNS:

1. From any line facing call Touch 1/4. If boys are facing girls you can curlique.
2. From a right handed tidal wave Hinge 1/4 or 3/4.
3. From standard eight chain thru boxes call a Swing Thru.. Spin The top to a Curlique.
4. From a Double pass thru or completed double pass thru formation with normal boys-girl set up call a Boys Run..
5. From parallel ocean waves call a Fan the Top and hinge 1/4.
6. From normal facing lines call a swing thru.. boys run.. 1/2 tag the line.

### SOME COLUMN CHOREO:

1P-2P.. TOUCH 1/4.. 8 CIRCULATE.. CENTER FOUR.. TRADE & ROLL then SQUARE THRU FOUR... BOYS FACING OUT RUN RIGHT... (box 1-4)

1P-2P.. TOUCH 1/4.. 8 CIRCULATE.. CENTER FOUR CAST OFF 3/4 & FAN THE TOP... OUTSIDE BOYS RUN RIGHT... PING PONG CIRCULATE... CENTERS RECYCLE.. & PASS THRU... LEFT ALLE... sd Box 1-4.

1P-2P.. PASS THRU.. WHEEL & DEAL.. DOUBLE PASS THRU.. BOYS RUN... 8 CIRCULATE.. BOYS TRADE & ROLL.. BOYS SQUARE THRU FOUR... GIRLS FACING OUT RUN RIGHT... STAR THRU.. COUPLES CIRCULATE.. WHEEL & DEAL.. LEFT ALLE... Box 1-4.

BOX 1-4.. SWING THRU.. SPIN THE TOP TO A CURLIQUE... 8 CIRCULATE END BOYS RUN RIGHT.. CENTERS WALK & DODGE... CURLIQUE.. SPLIT CIRCULATE.. BOYS RUN.. SLIDE THRU.. LEFT ALLE... sd box 1-4

1P-2P.. SWING THRU.. BOYS RUN.. 1/2 TAG THE LINE.. EACH FOUR WALK & DODGE.. TRADE BY... TOUCH 1/4.. WALK & DODGE.. PARTNER TRADE.. CROSSTAIL THRU.. LEFT ALLE...

## TWO FACED LINE CHOREO:

BOX 1-4..SWING THRU..BOYS RUN..COUPLES CIRCULATE..  
TAG THE LINE..GIRLS CLOVERLEAF..BOYS PARTNER TRADE & ROLL..  
BOYS PASS THRU..STAR THRU..CPLS. CIRCULATE..  
FERRIS WHEEL..SQUARE THRU 3/4..LEFT ALLE..

BOX 1-4 .DO SA DO TO A WAVE..GIRLS TRADE..GIRLS RUN..  
TAG THE LINE RIGHT..CPLS. CIRCULATE...GIRLS TRADE..GIRLS RUN..  
GIRLS CIRCULATE..BOYS TRADE..BOYS CROSS RUN..GIRLS TRADE..  
RECYCLE..PASS THRU..TRADE BY..PASS THRU..LEFT ALLE..

BOX 1-4..WAVE..GIRLS TRADE....RECYCLE & VEER LEFT..FERRIS WHEEL..  
DOUBLE PASS THRU..TRACH II...SWING THRU..BOYS RUN..  
TAG THE LINE RIGHT..CPLS. CIRCULATE..BOYS TRADE..  
BOYS CROSS RUN..FERRIS WHEEL..SQUARE THRU 3/4..LEFT ALLE...

BOX 1-4..DO SA DO TO A WAVE..BOYS RUN..CPLS. CIRCULATE..  
GIRLS RUN..GIRLS TRADE..GIRLS CROSS RUN & CIRCULATE..BOYS TRADE..  
BOYS RUN..W/DEAL...BOX THE GNAT..GRAND RIGHT & LEFT..

---

## CREATIVE MAINSTREAM CHOREO:

BOX 1-4..SWING THRU..BOYS RUN..BOYS CIRCULATE ONCE & 1/2 ....  
GIRLS CAST OFF 3/4..CENTER GIRLS CAST 3/4...THE WAVE OF FOUR BALANCE..  
THE WAVE RECYCLE..OUTSIDE COUPLES BEND TO FACE IN...  
DOUBLE PASS THRU...LEAD CPLS. CALIF. TWIRL..  
RIGHT & LEFT THRU..SWING THRU..TURN THRU..LEFT ALLE..

BOX 1-4..SWING THRU..BOYS RUN..CPLS. CIRCULATE..BOYS 1/2 MORE..  
GIRLS CAST OFF 3/4...CTR. GIRLS CAST 3/4...THEN RUN RIGHTAROUND THAT BOY..  
1/2 TAG THE LINE & THAT BOYS RUN RIGHT & SQUARE THRU FOUR...  
OUTSIDE COUPLES BEND TO FACE IN...DO SA DO TO A WAVE..  
RECYCLE..SQUARE THRU 3/4..TRADE BY ...LEFT ALLE.....

BOX 1-4...SWING THRU..BOYS RUN..TAG THE LINE RIGHT...  
GIRLS CIRCULATE ONCE & 1/2...BOYS CAST OFF 3/4...CTR. BOYS CAST 3/4..  
CTR BOYS RUN RIGHT..CTR FOUR THEN WHEEL & DEAL & SQUARE THRU 3/4..  
OUTSIDE COUPLES BEND TO FACE IN..DO SA DOE TO A WAVE..  
SWING THRU..BOYS RUN..STAR THRU...PASS THRU..  
TRADE BY..SQUARE THRU 3/4..LEFT ALLE..

BOX 1-4..SWING THRU..BOYS RUN..TAG THE LINE RIGHT..  
CPLS. CIRCULATE..GIRLS 1/2 MORE..BOYS CAST OFF 3/4..  
CTR. BOYS CAST 3/4..& RUN RIGHT...CTR. FOUR 1/2 TAG..  
WALK & DODGE..& CLOVERLEAF...OTHER COUPLES BEND TO FACE IN...  
CTRS. PASS THRU..DO SA DO TO A WAVE..SWING THRU..  
SCOOT BACK..BOYS FOLD..GIRLS SQUARE THRU 3/4..BOYS COURTESY TURN  
YOUR GIRL...FLUTTER WHEEL..SWEEP 1/4..PASS THRU..LEFT ALLE..

---

WITH DEEPEST REGRET WE BRING TO YOUR ATTENTION THAT WILLARD ORLICH  
PASSED AWAY ON MAY 2, 1979. Willard was a long time personal friend and  
our deepest sympathy to Merlehis beloved wife. Willard will long be remembered  
by all of us in the family of Square Dance Callers for his many contributions in  
the area of choreography.

## EXPERIMENTAL WORKSHOP. MAINSTREAM PLATEAU.

### STAR TO A COLUMN..Author Unknown.

From any eight chain thru set up (our example is from standard set up) make a right hand star but hold your partners hand as you raise the right hands to form the star, turn the star 1/2 and you will form a column with the girls facing the opposite way of their partner....VERY SMOOTH AND SO SIMPLE.....The star action causes the girls to turn their body as they form the right hand star and this allows for the alternate facing ending column...

BOX 1-4..STAR TO A COLUMN..TRADE & ROLL TO FACE..  
RIGHT & LEFT THRU..SLIDE THRU..LEFT ALLE..box 1-4.

1P-2P..SLIDE THRU..STAR TO A COLUMN..8 CIRCULATE..  
BOYS RUN..RIGHT & LEFT THRU..PASS THRU..TRADE BY..LEFT ALLE..

This little call could be a real winner and fits into the mainstream quality of calls....

### DIXIE DERBY..Paul McNutt..

I really don't feel that this call has long lasting appeal, however I recognize that the Mainstream area is real short on experimentals that can be easily danced. The only reason I am printing this one is it may encourage some callers to use Dixie Style to a wave as this action is part of Dixie Derby.... From facing couples (best in lines) you do a Dixie Style to a wave then the girls fold as the boys trade and spread apart, the girls then step ahead between the boys to end in a two faced line...The following choreo. is limited if you are interested in smooth dancing and good body flow...Calls like couples circulate or girls cross run, or girls hinge to a diamond are smooth but wheel & deal figures are poor because the action of the girls stepping into the center gives you the momentum in the center of the two faced line and for wheel & deal or ferris wheel figures you want the motion out on the ends of the line....

1P-2P..RIGHT & LEFT THRU..DIXIE DERBY..  
COUPLES CIRCULATE..BEND THE LINE..RIGHT & LEFT THRU..  
CROSSTAIL THRU..LEFT ALLE..

1P-2P..RIGHT & LEFT THRU..DIXIE DERBY..  
GIRLS CROSS RUN..WHEEL & DEAL..GRAND RIGHT & LEFT..  
DIXIE DERBY WITH PLUS 1 CALLS IN COMBINATION:

1P-2P..RIGHT & LEFT THRU..DIXIE DERBY..  
GIRLS HINGE 1/4..DIAMOND CIRCULATE..  
FLIP THE DIAMOND..SWING THRU..BOYS TRADE..BOYS RUN..  
TAG THE LINE...LADIES GO LEFT..GENTS RIGHT..LEFT ALLE..

1P-2P..RIGHT & LEFT THRU..DIXIE DERBY..  
GIRLS CROSS RUN..BOYS HINGE 1/4..  
FLIP THE DIAMOND..GIRLS TRADE..  
SWING THRU..TURN THRU..LEFT ALLE..

---

With classes graduating this time of the year, go slow with experimentals, give the new dancers lots of opportunity to dance the basics and gain confidence in their dancing ability...

PLAN TO ATTEND THE CALLERS EDUCATIONAL SEMINAR AT THE NATIONAL CONVENTION IN MILWAUKEE.....

## THE PLUS PAGE:

The addition of Chase Right & Coordinate to the Plus 1 program is the only change in the Plus programs. As Callerlab and its program of uniform standards for all aspects of square dancing evolve it is good to see organized and planned changes in our dance plateaus. The changes are necessary as the years pass and when the approval for the change comes from 800-1000 callers voting we all know that the approval for the change came from many not a few.....

### CHASE RIGHT FIGURES:

BOX 1-4..SWING THRU..BOYS RUN..  
1/2 TAG..WALK & DODGE..CHASE RIGHT..  
HINGE 1/4...LADIES TRADE..SWING THRU..  
BOYS RUN..1/2 TAG TRADE & ROLL..LEFT ALLE....box 1-4.

1P-2P..STAR THRU..PASS THRU..CHASE RIGHT..  
8 CIRCULATE..TRADE & ROLL..SLIDE THRU..LEFT ALLE...sd box 1-4

HEADS PASS THRU..AROUND ONE TO A LINE...  
PASS THRU..ENDS TRADE...CENTERS CHASE RIGHT & HINGE 1/4..  
ENDS STAR THRU..CENTERS EXTEND TO A WAVE..  
LADIES TRADE..RECYCLE..LEFT ALLE....sd box 1-4

1P-2P..RIGHT & LEFT THRU..ROLLAWAY 1/2 SASHAY..  
PASS THRU..CHASE RIGHT..HINGE 1/4..BOYS TRADE..  
BOYS RUN..WHEEL & DEAL..SQUARE THRU 3/4..LEFT ALLE..

CUTE: 1P-2P...SIDES ROLLAWAY 1/2 SASHAY..  
PASS THRU..CHASE RIGHT..GRAND RIGHT & LEFT...

---

### COORDINATE FIGURES:

BOX 1-4..SWING THRU..SPIN THE TOP TO A CURLIQUE..  
COORDINATE..1/2 TAG..WALK & DODGE..  
PARTNER TRADE & ROLL..GRAND RIGHT & LEFT..

BOX 3-2 (heads 1/2 square thru)SWING THRU..  
SPIN THE TOP TO A CURLIQUE..COORDINATE..  
COUPLES CIRCULATE..BOYS RUN..GRAND RIGHT & LEFT..

### A.P.D. figures:

1P-2P..RIGHT & LEFT THRU..ROLLAWAY 1/2 SASHAY..  
TOUCH 1/4..COORDINATE..BOYS CROSS RUN...  
WHEEL & DEAL..PASS TO THE CTR..SQUARE THRU 3/4..LEFT ALLE...


1P-2P..PASS THRU..WHEEL & DEAL OUTSIDES SQUEEZE INTO A LINE..  
TOUCH 1/4..COORDINATE..COUPLES CIRCULATE..  
WHEEL & DEAL..SWING THRU..BOYS RUN..PASS THRU..  
WHEEL & DEAL..ZOOM..SQUARE THRU 3/4..LEFT ALLE...

The A.P.D. figures for coordinate are always tough for the dancers..Be cautious and walk the action thru so the dancers will get the opportunity to establish their positions.

### SINGING CALL FIGURE:

HEADS PROMENADE 1/2 WAY..LEAD TO THE RIGHT & CIRCLE TO A LINE..  
LINES UP & BACK..TOUCH 1/4..COORDINATE..  
BEND THE LINE..STAR THRU..PASS THRU..TRADE BY..SWING CORNER..PROM....

NOTES FOR CALLERS  
 JACK LASRY  
 1513 No. 46th Ave.  
 HOLLYWOOD, Fla. 33021



FIRST CLASS MAIL

H IRVIN TOUSIGNANT  
 175 PERKINS AV  
 BROCKTON MA 02402

**notes** JACK A. LASRY 1513 N. 46th AVE. / HOLLYWOOD, FLORIDA 33021 / (305) 981-7788  
**FOR CALLERS**

JUNE 1979

VIEWPOINT .....	26
BASIC CHOREO. A.P.D. PROGRAM.....	26 27
USING THE QUARTERLY EXPERIMENTALS.....	27 28
USING REVERSE FLUTTER WHEEL.....	28
EXPERIMENTAL WORKSHOP .....	29
Load The Windmill	
Dixie Fire	
PLUS PROGRAMS.	
Fold & Roll to set up Diamonds.....	29
DANCING PLUS II .....	30
MAGIC COLUMNS .....	30

JUNE 1979

### VIEWPOINT:

Dixie Derby is providing some controversy due to two published methods of describing the action. The method we published is the correct one as written by the author... I made the comment last month that I felt the only lasting value from Dixie Derby could be the mandatory use of Dixie Style to an ocean wave.... Several subscribers have pointed out that you can arrive at the same ending by calling Dixie Style to a Wave.. Boys Trade & Girls Run... I agree that this is the case but we have many calls that duplicate the action of others, example is a Pass Thru & Partner Trade is the same as a Right & Left Thru... Oh well, time will tell.....

Summer Time brings on the need for a relaxation in your club and workshop dance program. Vacations and summer activities create breaks in the Square Dance Routine so plan your dance programs to provide for those who may miss a few dances, after all we sure don't want to lose any folks from our clubs...

With much regret we will not be able to attend the Milwaukee National. Our plans had to be changed when I started on Dialysis three times a week...

---

### BASIC CHOREOGRAPHY:

At the recent Callerlab Convention a look at What Is A P D at the MAINSTREAM level took place. The result was a one year trial for the program listed below... As you teach classes present the following calls to the dancers with a good look at how the basics work from varied positions. Keep track of how things progress and if you feel that there is need for change let Callerlab know as the list will be reviewed and discussed in Miami Beach next year...

Do Sa Do	Trade By
Pass Thru	Zoom/Substitute
Star Family	Wheel & Deal
Star Promenade	Centers In /Cast Off
Couples Lead Right	Cloverleaf
Bend The Line	Slide Thru. Normal & 1/2 sashayed
Grand Square	Fold Family
Square Thru	Dixie Style
CrossTrail Thru. normal & 1/2 sashayed	Spin Chain Thru. Normal & 1/2 sashayed
Ocean Waves	Peel Off
Swing Thru	Tag Family
Trade Family	Walk & Dodge
Flutterwheel	Scoot Back
Sweep 1/4	Fan The Top
Veer Left/ Right	Hinge
Run Family	Recycle from waves.
Circulates/Split	
Pass To The Center	
Spin The Top. Not Left Handed	

There are a few figures on the list that I have some reservations about when dealing with Mainstream dancers. Without telling you how I feel I would appreciate your comments after teaching and calling thru the list... One of the tough ones on the list is Dixie Style with Boys Leading. The hard part is getting into the call smoothly. Let me caution you to TEACH the action not take for granted that the dancers will be able to do the call because they know Dixie Style from standard positioning...

1P-2P..RIGHT & LEFT THRU..DIXIE STYLE TO A WAVE..  
BOYS TRADE..BOYS RUN..BEND THE LINE..  
BOYS LEAD..DIXIE STYLE TO AN OCEAN WAVE..GIRLS TRADE..GIRLS RUN..  
BEND THE LINE..CROSSTAIL THRU..LEFT ALLE..



## BASIC CHOREO. cont.

BOX 1-4 SLIDE THRU..RIGHT & LEFT THRU..ROLLAWAY 1/2 SASHAY  
BOYS LEAD..DIXIE STYLE TO AN OCEAN WAVE..  
GIRLS CROSS RUN..BOYS TRADE..  
BOYS RUN..WHEEL & DEAL..LEFT ALLE..

---

HEADS PASS THRU..AROUND ONE TO A LINE..  
PASS THRU..WHEEL & DEAL..GIRLS ZOOM...  
DOUBLE PASS THRU..CLOVERLEAF..(on a double track)  
BOYS LEAD DIXIE STYLE TO AN OCEAN WAVE..  
GIRLS CROSS RUN & CIRCULATE..BOYS TRADE & CIRCULATE..  
BOYS RUN..WHEEL & DEAL ..PASS TO THE CENTER..ZOOM  
SQUARE THRU 3/4..LEFT ALLE...

---

## A.P.D. WALK & DODGE:

1P-2P..PASS THRU..WHEEL & DEAL..CENTER FOUR RIGHT & LEFT THRU  
& ROLLAWAY 1/2 SASHAY...TOUCH 1/4..WALK & DODGE..  
SEPERATE AROUND ONE TO A LINE...  
1/2 SQUARE THRU..TRADE BY..LEFT ALLE..box 1-4

---

HEADS PASS THRU..AROUND ONE TO A LINE..  
PASS THRU..WHEEL & DEAL..GIRLS TOUCH 1/4..WALK & DODGE & CLOVERLEAF...  
BOYS TOUCH 1/4..WALK & DODGE..AROUND ONE TO A LINE..  
PASS THRU..TAG THE LINE..RIGHT...BEND THE LINE..SLIDE THRU..LEFT ALLE...

---

## CHOREOGRAPHY USING THE QUARTERLY EXPERIMENTALS:

There are currently six quarterly experimentals left on the list after the review at the Callerlab Convention. I have had a few comments that they find it difficult to drop a call after using it for a year or more...I think the system is working pretty well, we can't keep adding calls to our Mainstream program without dropping some and if 800-1000 callers reflect their opinion on what calls need to be dropped it sure is a fair way to make the necessary changes...

## EXTEND THE TAG FIGURES:

1P-2P..PASS THE OCEAN..EXTEND THE TAG..  
CENTERS RECYCLE & SQUARE THRU 3/4...OUTSIDERS PARTNER TRADE..  
DO SA DO TO A WAVE..SCOOT BACK..SPLIT CIRCULATE..CENTERS TRADE..  
SCOOT BACK..BOYS RUN..SLIDE THRU..SQUARE THRU 3/4..TRADE BY..LEFT ALLE.

---

BOX 1-4..TOUCH 1/4..EXTEND....  
BOYS SWING THRU..GIRLS PARTNER TRADE ..BOYS EXTEND TO A WAVE..  
BOYS RUN..STAR THRU..PASS THRU..TRADE BY...  
1. BOX THE GNAT..GRAND RIGHT & LEFT..  
2. PASS THRU..LEFT ALLE...

---

BOX 1-4..SWING THRU..BOYS RUN..1/2 TAG..SCOOT BACK..  
EXTEND THE TAG..GIRLS SWING THRU..BOYS PARTNER TRADE..  
GIRLS EXTEND TO A WAVE..HINGE 1/4..GIRLS CIRCULATE..BOYS TRADE..  
BOYS RUN..WHEEL & DEAL..LEFT ALLE...sd box 1-4

---

1P-2P..PASS THE OCEAN..EXTEND..CENTERS SWING THRU..  
EXTEND & CENTERS IN CAST OFF 3/4....  
PASS THRU..WHEEL & DEAL..SQUARE THRU 3/4..LEFT ALLE...

---

## PING PONG CIRCULATE FIGURES: next page.

HEADS PASS THE OCEAN..PING PONG CIRCULATE..  
CENTERS RECYCLE..DOUBLE PASS THRU..TRACK II  
GIRLS TRADE & ROLL...GIRLS SWING THRU & CAST OFF 3/4..  
BOYS CIRCULATE DOUBLE..BEND THE LINE..  
RIGHT & LEFT THRU..SLIDE THRU..LEFT ALLE...

---

1P-2P..PASS THRU..WHEEL & DEAL..CENTERS DO SA DO TO A WAVE..  
PING PONG CIRCULATE..CENTERS SWING THRU..BOY RUN..  
1/2 TAG..WALK & DODGE..THEN CLOVERLEAF...NEW CENTERS SQUARE THRU 3/4  
PASS TO THE CENTER..SQUARE THRU 3/4..LEFT ALLE...box 1-4

---

HEADS PASS THRU AROUND ONE TO A LINE..PASS THRU..WHEEL & DEAL..  
GIRLS SWING THRU..PING PONG CIRCULATE..BOYS SWING THRU..  
PING PONG CIRCULATE..BOYS EXTEND TO A WAVE..  
BOYS RUN..PASS THRU..WHEEL & DEAL..ZOOM..SQUARE THRU 3/4..LEFT ALLE..

---

1P-2P..PASS THRU..WHEEL & DEAL..DOUBLE PASS THRU..PEEL OFF..  
PASS THRU..WHEEL & DEAL..BOYS SWING THRU..PING PONG CIRCULATE..  
GIRLS SWING THRU..EXTEND TO A WAVE..SCOOT BACK..BOYS RUN..  
STAR THRU..PASS THRU..TRADE BY..SQUARE THRU 3/4..LEFT ALLE..

---

#### ROLL AS AN EXTENSION:

1P-2P..PASS THRU..PARTNER TRADE & ROLL..  
SQUARE THRU BUT ON THE THIRD HAND TURN THRU..LEFT ALLE..

---

1P-2P..TOUCH 1/4..8 CIRCULATE..TRADE & ROLL...  
BOX THE GNAT..SLIDE THRU..LEFT ALLE..

---

1P-2P..TOUCH 1/4..8 CIRCULATE..TRADE BUT CENTERS ROLL..  
CENTERS SQUARE THRU FOUR..OUTSIDE GIRL U TURN BACK..  
RIGHT & LEFT THRU..PASS TO THE CENTER SQUARE THRU 3/4..LEFT ALLE..

---

BOX 1-4..SWING THRU..BOYS RUN..COUPLES CIRCULATE..  
GIRLS TRADE & ROLL TO FACE..GIRLS SWING THRU..BOYS FACE IN...  
GIRLS EXTEND TO A WAVE..SCOOT BACK..BOYS FOLD..  
GIRLS SQUARE THRU 3/4..BOYS COURTESY TURN YOUR OWN...  
CROSSTAIL THRU..LEFT ALLE...

---

#### USING REVERSE FLUTTER WHEEL:

The start of the Reverse Flutter is most important, the flow of the dancers into a smooth entry is the key. The boys should be flowing into a lead position to meet the opposite boy on a diagonal for the arm turn then pick up the opposite girl and bring her back.. The action equals a two ladies chain...

BOX 1-4..TOUCH 1/4..SPLIT CIRCULATE..BOYS RUN..  
REVERSE FLUTTER....SLIDE THRU..LEFT ALLE..

1P-2P..PASS THRU CALIF. TWIRL..REVERSE FLUTTER ...  
PASS THE OCEAN..RECYCLE..SQUARE THRU 3/4..LEFT ALLE.

BOX 1-4..SWING THRU..BOYS RUN..TAG THE LINE RIGHT..  
BOYS CROSS RUN..BEND THE LINE..REVERSE FLUTTER..  
RIGHT & LEFT THRU..DIXIE STYLE TO A WAVE..LEFT ALLE...

---

## EXPERIMENTAL WORKSHOP:

LOAD THE WINDMILL...Ron Schneider.

From lines facing the end dancers start circulating and as they meet the third dancer they touch 1/4...( have the ends start forward and count the dancers they pass)  
The center four will swing thru then cast right 3/4 as the figure ends in normal columns.  
The action allows for easy adaption into A P D positioning...You may try calling this one directionally...Note to those who take the advanced supplement. You can call this figure directionally but have the centers Left swing thru & left cast 3/4 ending in a magic column....

1P-2P..LOAD THE WINDMILL..COORDINATE..  
COUPLES CIRCULATE..WHEEL & DEAL..PASS THRU..LEFT ALLE.

BOX 1-4..SWING THRU..BOYS RUN..TAG THE LINE IN..  
LOAD THE WINDMILL...8 CIRCULATE..BOYS RUN..  
CENTERS SQUARE THRU 3/4..LEFT ALLE ....sd box 1-4

---

DIXIE FIRE...Mike Sikorsky

FROM FACING COUPLES First Dixie Style To an Ocean Wave...Centers will trade AS THE ENDS FOLD...then the centers extend to form a column..... You can see the influence of Dixie Derby here but non the less the action is smooth, could be called directionally very easily.....

1P-2P..RIGHT & LEFT THRU..DIXIE FIRE...BOYS RUN..  
SQUARE THRU 3/4..LEFT ALLE..

1P-2P..RIGHT & LEFT THRU..DIXIE FIRE...HINGE 1/4..  
FAN THE TOP..SWING THRU..TURN THRU..LEFT ALLE.

---

## PLUS PROGRAMS:

The use of Fold and Roll in combination to set up Diamonds: From standard parallel ocean waves have the girls fold & roll and you have normal diamonds set up...The girls are holding left hands and facing in opposite directions so the fold implies a step forward and a left about face to end with the girls face to face, they continue with the roll action or another left face 1/4 turn creating the girls with a with the wave thru the center and the boys on the points of the diamonds.. You can easily place the boys as the centers of the wave and call for the boys to fold & roll also ending in diamonds.. If the fold & roll action is by the centers of a two faced line you end in facing diamonds.

BOX 1-4..DO SA DO TO A WAVE..GIRLS FOLD & ROLL..ck diamonds  
DIAMOND CIRCULATE..FLIP THE DIAMOND..RECYCLE..LEFT ALLE...

BOX 1-4..CURLIQUE..CAST 3/4..GIRLS FOLD & ROLL..  
DIAMOND CIRCULATE..BOYS SWING THRU..  
FLIP THE DIAMOND..SWING THRU..TURN THRU..LEFT ALLE..

BOX 1-4..SWING THRU..BOYS FOLD & ROLL..  
DIAMOND CIRCULATE..FLIP THE DIAMOND..  
BOYS RUN..BEND THE LINE..SLIDE THRU..LEFT ALLE...

BOX 1-4..SWING THRU..COUPLES CIRCULATE..  
BOYS RUN..BOYS FOLD & ROLL..DIAMOND CIRCULATE..  
GIRLS SWING THRU..GIRLS CAST 3/4..BOYS CIRCULATE DOUBLE..  
COUPLES CIRCULATE..WHEEL & DEAL..PASS THRU..LEFT ALLE...

I have noticed on the fold & roll that the dancers use and arm turn to "swing" into the folding action...

## DANCING PLUS II.

1P-2P..PASS THRU..WHEEL & DEAL..CENTERS SWAP AROUND..  
STAR THRU..LOAD THE BOAT..SWING THRU..BOYS RUN..  
FERRIS WHEEL..CENTERS VEER LEFT & CROSS FIRE..  
CENTERS WALK & DODGE..PASS THRU..TRADE BY..LEFT ALLE...

-----  
HEADS CURLEY CROSS.. SPLIT TWO AROUND ONE TO A LINE..  
ENDS STAR THRU..CENTERS CURLEY CROSS..  
SWING THRU..SCOOT BACK..BOYS RUN..  
PASS THRU..WHEEL & DEAL..ZOOM..  
DIXIE GRAND...LEFT ALLE..

-----  
1P-2P..PASS THRU..WHEEL & DEAL..CENTERS TOUCH 1/4..& FOLLOW YOUR  
NEIGHBOR & SPREAD..PING PONG CIRCULATE..  
CENTERS RECYCLE & VEER LEFT..CROSS FIRE..  
CTRS WALK & DODGE..RELAY THE DEUCEY..  
SWING THRU..BOYS RUN..FERRIS WHEEL..  
SQUARE THRU 3/4..LEFT ALLE...

-----  
HEADS STAR THRU & SPREAD..TOUCH 1/4..  
8 CIRCULATE..BOYS PARTNER TAG & CLOVERLEAF..  
GIRLS CAST 3/4..CENTER GIRLS TRADE..GIRLS EXPLODE THE WAVE..  
CURLIQUE..BOYS TRADE..SWING THRU..RECYCLE..  
PASS TO THE CENTER..SQUARE THRU 3/4..LEFT ALLE...



-----  
I have had several callers ask about Magic Columns. I placed Magic Columns in the April advanced supplement as I feel it belongs in the advanced picture. But for those who asked here goes....The magic column is an irregular column which I will describe starting from a 1P-2P line..All Touch 1/4, then have the centers slide sashay to exchange places. You now have the ends of the column holding right hands and the centers holding left hands. The magic column is made up of the first & last dancers in one column and the center two dancers in the other column..Have your dancer look this over. Note that the four dancers in each Magic column are facing the same direction, to Magic column circulate you follow the following rules. From the set up I gave you the last dancer in each column will replace his original partner, have the last man touch his original partner..The #1 man will move at an angle to replace her. #1 lady will move up one position to replace the dancer in front of her. The #2 & 4 men follow their original partner & circulate on an angle, the two lead girls will simply turn the corner as in a regular column circulate..Note the traffic pattern for the facing dancers is for the center dancers to cross first...Have the dancers reach out & touch the one they will replace as you Magic Column Circulate four positions, after that it really is not a difficult move...

1P-2P..TOUCH 1/4..CENTERS U TURN BACK..MAGIC COLUMN CIRCULATE  
ALL TRADE & ROLL..PASS THRU..TAG THE LINE RIGHT..  
FERRIS WHEEL..SQUARE THRU 3/4..LEFT ALLE....

1P-2P..ENDS TOUCH 1/4 CENTERS LEFT TOUCH 1/4..ck magic columns.  
MAGIC COLUMN CIRCULATE..ALL TRADE & ROLL TO FACE..  
PASS THRU..TAG THE LINE RIGHT..COUPLES CIRCULATE..  
WHEEL & DEAL..PASS TO THE CENTER..SQUARE THRU 3/4..LEFT ALLE..

Go easy with the magic Columns, work on your presentation so you can explain the action easily and directly. Use the "touch" method to help the dancers see the one they follow..

NOTES FOR CALLERS  
JACK LASRY  
1513 No. 46th AVE.  
HOLLYWOOD, FLA. 33021



FIRST CLASS MAIL

MAL 'YIKES' CAMERON  
RFD #1 BOX 97-A  
DEERFIELD NH 03037

**notes** JACK A. LASRY 1513 N. 46th AVE. / HOLLYWOOD, FLORIDA 33021 / (305) 981-7788  
**FOR CALLERS**

JULY 1979

VIEWPOINT .....	31
BASIC CHOREOGRAPHY .....	31
CALLERLAB QUARTERLY EXPERIMENTALS	
MAKE ME A COLUMN .....	32
TRACK & TRADE .....	33
MAINSTREAM L T D REPORT .....	34
DANCING MAINSTREAM & QUARTERLYS .....	35
PLUS PROGRAM	
LOAD THE BOAT VARIATIONS .....	35

JULY 1979

### VIEWPOINT:

Last month I may have created some problems for you with the Plus page on Fold & Roll to form diamonds.... I think I should have been stronger to imply that only the centers of the wave were folding to face each other then roll into the diamond formation... If you had a problem with the direction Girls Fold & Roll....You might go back and direct the action a little differently...Say Girls with each other Fold & Roll...Should clear up any uncertainty.....

From George Dawkins comes an interesting idea regarding Dixie Derby...George has observed that Dixie Derby could be two calls...First the Dixie Style to a wave then the second part could be called the "derby" which implies the ends fold as the centers trade & slide apart then the dancers who did the fold will step forward inbetween the trading dancers...The "derby" portion can come from any ocean wave formation so George suggests combinations such as 8 Circulate then Derby or Scoot Back & Derby....

Two Callerlab Quarterly Figures were selected for the July-Sept. quarter...Make Me a Column and Track & Trade which is the original name for Launch It..More on the page covering the Quarterly Selections..

### BASIC CHOREOGRAPHY:

The use of "Get Out Combinations" from the 1P-2P line are an important part of the callers ability to provide variety in the ways he provides for the dancers to reach the Left Allemande...Lets list some of the ways available to us, you may find a few you have not used....

#### FROM 1P-2P LINES....

1. Left Alle..
2. Right & Left Thru..Crosstrail Thru..Left Alle..
3. Right & Left Thru..Rollaway..Slide Thru..Left Alle.
4. Slide Thru..Square Thru 3/4..Left Alle.
5. Right & Left Thru..Star Thru..Pass Thru..Left Alle.
6. Pass The Ocean..Scoot Back..Boys Run..Tag The Line..Ladies Left..Gents right...Left Alle.
7. Right & Left Thru..Dixie Style to a Wave..Boys Trade..Slip The Clutch..Left Alle.
8. Right & Left Thru..Pass The Ocean..Scoot Back..Grand Right & Left..
9. Pass Thru..Partner Trade & Roll..Square Thru..On the Third Hand..Grand Right & Left..
10. Pass Thru..Wheel & Deal..Centers Swing Thru..Turn Thru..Left Alle.
11. Star Thru..Calif. Twirl..Left Alle.
12. Centers Square Thru Four..Ends Left Alle..All Grand Right & Left..
13. Touch 1/4..8 Circulate..Boys Run..Left Alle..
14. Touch 1/4..8 Circulate..8 Circulate..Boys Run..Left Alle.
15. Touch 1/4..8 Circulate..Centers Trade& Roll..Ctrs. Left Square Thru Four..Outside boy Run...Left Alle..
16. Left Square Thru..Left Alle..
17. Pass The Ocean..Girls Trade..Recycle..Pass Thru..Left Alle..

The list can be expanded on & on but Thats enough for now...Hope you find one or two that will add to your knowledge....

-----

ARE YOU PLANNING FOR NEXT FALLS BEGINNERS CLASSES???NOW IS THE TIME TO PREPARE YOUR FLYERS...SET UP SOME ONE NIGHT STAND PARTY SQUARE DANCES WITH LOCAL CIVIC AND SOCIAL ORGANIZATIONS....THE CLASSES NEXT FALL COULD TURN OUT TO BE GOOD SIZE GROUPS..THE GAS SITUATION HAS PEOPLE LOOKING FOR RECREATION THAT IS CLOSE TO HOME...

## CALLERLAB QUARTERLY EXPERIMENTALS:

Callerlab has selected two experimentals for use with Mainstream Dancers. Remember there is need for you to recognize the needs of the DANCERS you call for, and if they desire and like to do some experimenting then fine, use the Callerlab quarterly experimentals but if they are a "social" group that has no desire to "keep Up" then you be the judge!!!!!!

### MAKE ME A COLUMN. Dick Bayer

From any two faced line, Our example will be from a normal set up.....The inside dancer of the couple facing IN will step forward to lead the way into a forming column. The end dancer facing in will fall in behind his partner and the dancers facing out will start a tag action to reach the corner then individually fall in behind the leaders to move ahead into the forming column...Once the basic idea is established have the dancers edge slightly sideways so the forming columns are close together and be sure to have the dancers touch hands with the adjacent dancer as the column is completed...

The action is easily adapted into the A P D concept, at first I say to the dancers "Who Leads The way"????Make me a Column...Our teaching examples are from static two faced lines however once learned the action works well after a Couples Circulate, a Tag The Line Right, a Veer Left.....Be careful of the call from figures that have the ends moving as the action starts with the centers....An example of what I mean is Box 1-4...Swing Thru Boys Run...Make Me a Column....The Boys run has the motion or flow with the ends, but the Make me a Column has the centers or girls leading the way....This causes the Boys or ends to halt their motion for a second.....

#### GET AQUAINTED TEACHING & DANCING EXAMPLES:

BOX 1-4..SWING THRU..BOYS RUN..(stop here and make your explanation)  
MAKE ME A COLUMN...( check ending columns)  
ALL TRADE & ROLL TO FACE...LINES PASS THRU..  
WHEEL & DEAL..SQUARE THRU 3/4..LEFT ALLE...

SD BOX 1-4..SWING THRU BOYS RUN..(reteach from here)  
MAKE ME A COLUMN..8 CIRCULATE..BOYS RUN..  
SWING THRU..GIRLS CIRCULATE..BOYS TRADE..BOYS RUN..  
FERRIS WHEEL..SQUARE THRU 3/4..LEFT ALLE..

BOX 1-4..SWING THRU..BOYS RUN..COUPLES CIRCULATE..  
MAKE ME A COLUMN...8 CIRCULATE..BOYS RUN..  
RIGHT & LEFT THRU..SWING THRU..TURN THRU..LEFT ALLE..

Make me a column with boys leading the way.

BOX 1-4..SWING THRU..BOYS RUN..TAG THE LINE RIGHT..MAKE ME A COLUMN..  
BOYS RUN..STAR THRU..PASS THRU..WHEEL & DEAL..  
ZOOM...SQUARE THRU 3/4..LEFT ALLE..

BOX 1-4..SWING THRU..BOYS RUN..TAG THE LINE RIGHT..  
MAKE ME A COLUMN..8 CIRCULATE..TRADE & ROLL TO FACE..  
RIGHT & LEFT THRU..FLUTTER WHEEL..  
CROSSTAIL THRU..LEFT ALLE...

Make me a Column A P D.

HEADS PASS THRU..AROUND ONE TO A LINE..  
PASS THRU..TAG THE LINE RIGHT...MAKE ME A COLUMN..  
BOYS RUN..DOUBLE PASS THRU..CENTERS IN CAST OFF 3/4..  
PASS THRU..TAG THE LINE RIGHT,...COUPLES CIRCULATE..  
MAKE ME A COLUMN...TRADE & ROLL TO FACE..  
CENTERS SQUARE THRU FOUR...ENDS SLIDE THRU..  
RIGHT & LEFT THRU..DIVE THRU..SQUARE THRU 3/4..LEFT ALLE...

## CALLERLAB QUARTERLY EXPERIMENTAL.

### TRACK & TRADE:

Track & Trade is the original name for Launch It...It seems that Track & Trade came out a while ago and was completely overlooked, I guess because it was prior to Track II... Along came Launch It and that idea received quite a bit of usage and experimentation... When it came time for selection as a quarterly figure the Callerlab committee researched the figure and decided that the name TRACK & TRADE was not only first but the best name for the action ....I agree with this decision 100 % and feel it proves again the value of Callerlab.....

TRACK & TRADE starts from a column formation....The lead two dancers in each column will do a Track II action to end as the ends of a two faced line...The centers will extend to the 1/2 tag formation then trade to end as the centers of the two faced line...I suggest setting up columns with two boys as leaders & two girls as trailers...This allows the Boys to dance the Track II portion in a standard manner as the girls extend & trade...With very little effort you can reverse the set up and place the girls in the lead...This could also help them learn the leaders part of the normal Track II...

HEADS PASS THRU...AROUND ONE TO A LINE..PASS THRU..U TURN BACK..  
TOUCH 1/4...(teach from here)  
TRACK & TRADE...FERRIS WHEEL...SQUARE THRU 3/4..LEFT ALLE...

1P-2P..PASS THRU..WHEEL & DEAL..DOUBLE PASS THRU..  
CENTERS IN CAST OFF 3/4...PASS THRU..U TURN BACK..  
TOUCH 1/4..TRACK & TRADE...COUPLES CIRCULATE..  
BEND THE LINE..1/2 SQUARE THRU..TRADE BY..  
BOX THE GNAT...GRAND RIGHT & LEFT...

Track & Trade with girls doing the Track II portion....

HEADS PASS THRU...AROUND ONE TO A LINE..  
TOUCH 1/4...(teach from here)  
TRACK & TRADE...COUPLES CIRCULATE..  
BOYS CROSS RUN..GIRLS TRADE..WHEEL & DEAL...LEFT ALLE..

1P-2P..PASS THRU..WHEEL & DEAL..OUTSIDES SQUEEZE INTO A LINE..  
TOUCH 1/4...TRACK & TRADE...  
BOYS CROSS RUN..GIRLS TRADE..BOX THE GNAT..GRAND RIGHT & LEFT...

Track & Trade Cont.

1P-2P..TOUCH 1/4..TRACK & TRADE...COUPLES CIRCULATE..  
WHEEL & DEAL..SWING THRU..GIRLS TRADE..LEFT ALLE...

1P-2P..TOUCH 1/4..TRACK & TRADE..COUPLES CIRCULATE..  
CENTERS TRADE..BEND THE LINE...STAR THRU..  
DOUBLE PASS THRU..LEAD COUPLES CALIF. TWIRL..PASS THRU..LEFT ALLE..

### COMBINING TRACK & TRADE WITH MAKE ME A COLUMN:

BOX 1-4..SWING THRU..BOYS RUN..COUPLES CIRCULATE..  
MAKE ME A COLUMN..CENTERS TRADE..TRACK & TRADE...  
BOYS CROSS RUN..FERRIS WHEEL..SQUARE THRU 3/4..LEFT ALLE..

1P-2P..PASS THE OCEAN..GIRLS TRADE..SWING THRU..BOYS RUN..  
TAG THE LINE RIGHT..COUPLES CIRCULATE..MAKE ME A COLUMN..  
CENTERS TRADE..TRACK & TRADE..WHEEL & DEAL..SQUARE THRU 3/4..LEFT ALLE.



## MAINSTREAM L T D REPORT:

The L T D session at the recent Callerlab convention was most interesting. Not alot of direction in the form of a formal program came out of the meeting but alot important areas were discussed and I will pass along the highlights for those who are interested in starting such a program...I would have liked to see a more formal program established so that all interested callers could be working a similiar program in the same way we all work the Mainstream, and plus programs...Perhaps this will take place after another year of experimentation.....

### OBJECTIVES OF AN L T D PROGRAM:

1. To provide a Square Dance Program for people who wish to dance less then once per week.
2. To provide for people who have dropped out of square dancing a comfortable re-entry point into Square Dancing.

### IMPORTANT ASPECTS OF AN L T D PROGRAM.

1. An L T D program provides Standard Position Dancing.
2. The attitude of the Dancer must be to enjoy an opportunity to dance to the music with an absolute minimum of challenge.
3. The program should provide and emphasize music, rhythm, smooth movement, and SOCIABILITY....Choreographic complexity is not part of the L T D program..

### THE BASICS TO BE USED AT THE L T D PLATEAU.

Much discussion centered upon this area, and the most interesting aspect here is the feeling that rather then establishing another plateau what we need to do is re-order the teaching program of the Mainstream Program and call the first 50 or so basics the L T D program rather then the Basic Program...Time will tell after further discussion if this idea can be implimented...

A straw vote was taken regarding what calls should be part of the L T D plateau...Here is how things went....

### DELETE FROM THE PRESENT BASIC PROGRAM THE FOLLOWING CALLS.

Inside out/ Outside in...

Left Square Thru & Mixed sex forms of Square Thru.

### DELETE FROM THE EXTENDED BASIC PROGRAM THE FOLLOWING CALLS.

Turn Thru.

Pass To The Center

Substitute.

Box & Split Circulate.

Cross Run.

Spin The Top was equally divided in the voting about 50/50

### DELETE FROM THE MAINSTREAM LIST.

Delete all figures from the Mainstream List with the exception of the TAG Family and Recycle...Both received a 50/50 vote..

Also recommended was Touch 1/4 from the quarterly experimental list.

For those who are interested, you now have something to work with, it is not yet an established program but we have enough information to go on to start a program..

If you do start and succeed with such a program please keep accurate records and comments so you can send the information to Callerlab...It will help all of us....

## DANCING MAINSTREAM & QUARTERLYS

SIDES RIGHT & LEFT THRU THEN ROLLAWAY 1/2 SASHAY..  
HEADS SQUARE THRU FOUR..DO SA DO TO A WAVE..  
SWING THRU..SCOOT BACK..SPLIT CIRCULATE..  
BOYS RUN..SLIDE THRU..LEFT ALLE..

HEADS TOUCH 1/4,..WALK & DODGE..  
SWING THRU..GIRLS CIRCULATE..BOYS TRADE..SPIN CHAIN THRU..  
BOYS CIRCULATE DOUBLE..RECYCLE..VEER LEFT..  
FERRIS WHEEL..DOUBLE PASS THRU..TRACK II ..  
GIRLS TRADE..SWING THRU..TURN THRU..LEFT ALLE.

1P-2P..TOUCH 1/4..8 CIRCULATE..END BOYS RUN..  
CENTERS WALK & DODGE..SWING THRU..TURN THRU..LEFT ALLE.

HEADS PASS THRU..AROUND ONE TO A LINE..  
PASS THRU..TAG THE LINE..TRACK II..FAN THE TOP..  
HINGE 1/4..8 CIRCULATE..TRADE & ROLL TO FACE...  
CENTERS SQUARE THRU FOUR..ENDS STAR THRU...  
CENTERS IN CAST OFF 3/4..PASS THRU..WHEEL & DEAL..  
GIRLS SWING THRU..EXTEND TO THE BOYS...SCOOT BACK..  
BOYS RUN..STAR THRU..PASS THRU..TRADE BY..LEFT ALLE..

HEADS PASS THE OCEAN..PING PONG CIRCULATE..  
CENTERS SWING THRU..BOYS RUN..1/2 TAG ..WALK & DODGE THEN CLOVERLEAF  
NEW CENTERS SQUARE THRU 3/4..PASS THRU..TRADE BY..  
TOUCH 1/4..SPLIT CIRCULATE..BOYS RUN..PASS THE OCEAN..  
ALL 8 CIRCULATE..GIRLS TRADE..RECYCLE..PASS THRU..LEFT ALLE..

## PLUS PROGRAM....LOAD THE BOAT VARIATIONS .....

The make up of Load The Boat allows us some choreographic liberties...We can direct the ends of the line to Load The Boat while we instruct the centers to follow a different command...The action is easily followed by the dancers and provides a variety of ideas to be used, here are a few....

1P-2P...ENDS LOAD THE BOAT...CENTERS SPIN THE TOP..  
EXTEND TO A WAVE..RECYCLE...LEFT ALLE...



1P-2P..RIGHT & LEFT THRU..ROLLAWAY 1/2 SASHAY...  
ENDS LOAD THE BOAT...CENTERS SQUARE THRU FOUR..  
SWING THRU..BOYS RUN..REVERSE FLUTTER WHEEL...  
STAR THRU..PASS THRU..LEFT ALLE..

HEADS PASS THRU..AROUND ONE TO A LINE..  
ENDS LOAD THE BOAT...CENTERS TOUCH 1/4 & WALK & DODGE..  
CURLIQUE..BALANCE...ENDS CIRCULATE..CENTERS TRADE...  
BOYS RUN..STAR THRU..PASS TO THE CTR. SQUARE THRU 3/4...

BOX 1-4..SWING THRU..BOYS RUN..TAG THE LINE..  
CENTERS IN CAST OFF 3/4...ENDS (girls) LOAD THE BOAT..  
CENTERS (boys) PASS THE OCEAN..BOYS SWING THRU..  
EXTEND TO A WAVE..BOYS RUN...LEFT ALLE.....

KEEP THE DANCING ON THE LIGHT SIDE REMEMBER ITS SUMMERTIME....

NOTES FOR CALLERS  
JACK LASRY  
1513 No. 46th AVE.  
HOLLYWOOD, FLA. 33021



FIRST CLASS MAIL

MAL 'YIKES' CAMERON  
RFD #1 BOX 97-A  
DEERFIELD NH 03037

**notes** JACK A. LASRY 1513 N. 46th AVE. / HOLLYWOOD, FLORIDA 33021 / (305) 981-7788  
**FOR CALLERS**

AUGUST 1979

VIEWPOINT .....	36
BASIC CHOREO. Cloverleaf .....	36 & 37
MAKE ME A COLUMN FIGURES .....	37
TRACK & TRADE FIGURES .....	37
DANCING MAINSTREAM & QUARTERLYS .....	38
ALL POSITION WALK & DODGE FOR MAINSTREAM .....	38 & 39
ANYTHING & ROLL .....	39 & 40
EXPERIMENTAL FIGURE. TRADE OFF .....	40

AUGUST 1979

### VIEWPOINT:

What promotion have you planned for the Fall Beginners Classes? Its time to have your information flyers made and in the hands of all your dancers. Encourage them to talk up Square Dancing to friends, neighbors and the people they work with....Go a step further and set up some demonstrations at local shopping centers and remember to have flyers to pass out... One good area to consider is the one night stands....I really feel that the local P T A groups at the neighborhood schools are a great source of possible dancers... The P T A is always looking for a fund raising activity that includes all the parents so make the necessary contacts even if you call the dance for very little profit....Consider schools within several miles of the class location. With the cost of gasoline and availability a problem we should have lots of folks looking for recreational activities close to home..If we don't let them know about Square Dancing we will miss out on a real fine opportunity to acquaint them with our favorite recreation....

Now is the time to set your aims and goals for the coming Square Dance Season. What improvements can you think of that would make your club a better club??? More social activities, expanded knowledge of square dance movements, not only more movements but better dancer reaction to certain basics....Set some goals and work toward seeing them become a reality.....

### BASIC CHOREOGRAPHY:

Cloverleaf seems to have lost some of its popularity since Track II became a quarterly experimental. Cloverleaf is still a very nice dancing basic and its smooth flowing action should be recognized by all callers and hopefully regain its rightful place as a popular mainstream basic...Many of the Cloverleaf variations can be called directionally without a walk thru....Lets explore some Cloverleaf figures...

HEADS STAR THRU..DOUBLE PASS THRU..CLOVERLEAF...  
ZOOM..PASS THRU..LEFT ALLE....sd box 1-4

1P-2P..PASS THRU..WHEEL & DEAL..DOUBLE PASS THRU..  
CLOVERLEAF..CENTERS STAR THRU..SQUARE THRU FOUR...  
SWING THRU..GIRLS CIRCULATE..BOYS TRADE..BOYS RUN..  
WHEEL & DEAL..LEFT ALLE... box 1-4

HEADS PASS THRU..AROUND ONE TO A LINE..  
PASS THRU..WHEEL & DEAL..DOUBLE PASS THRU..CLOVERLEAF..  
GIRLS SWING THRU..EXTEND TO A WAVE..  
SCOOT BACK..BOYS FOLD..TWO LADIES CHAIN..  
CROSSTAIL THRU..LEFT ALLE...

BOX 1-4..SWING THRU..BOYS RUN..TAG THE LINE..CLOVERLEAF...  
GIRLS ZOOM...BOYS SWING THRU..BOYS EXTEND TO A WAVE..  
BOYS RUN..1/2 SQUARE THRU..TRADE BY..PASS THRU..LEFT ALLE...

1P-2P..PASS THRU..TAG THE LINE..CLOVERLEAF  
CENTERS TURN THRU..ALL SLIDE THRU..LEFT ALLE...

### CLOVERLEAF VARIATIONS:

HEADS PASS THRU..CLOVERLEAF...ZOOM..  
CENTERS SQUARE THRU 3/4..LEFT ALLE..

1P-2P..PASS THRU..WHEEL & DEAL..CENTERS STAR THRU..PASS THRU..  
& CLOVERLEAF..DOUBLE PASS THRU..TRACK II..  
SWING THRU..TURN THRU..LEFT ALLE..

## BASIC CHOREO. Cont.

BOX 1-4..PASS THRU..OUTSIDERS CLOVERLEAF..CENTERS SQUARE THRU FOUR..  
RIGHT & LEFT THRU..DIVE THRU..SQUARE THRU 3/4..LEFT ALLE..

1P-2P..PASS THE OCEAN..GIRLS TRADE..GIRLS RUN..TAG THE LINE..  
BOYS CLOVERLEAF..GIRLS PARTNER TRADE..GIRLS 1/2 SQUARE THRU..  
CURLIQUE..(balance)BOYS TRADE..BOYS RUN..WHEEL & DEAL..  
PASS THRU..LEFT ALLE....

---

## ADDITIONAL EXAMPLES OF THE CALLERLAB QUARTERLY EXPERIMENTALS:

### MAKE ME A COLUMN FIGURES:

BOX 1-4..SWING THRU..BOYS RUN..COUPLES CIRCULATE..  
GIRLS TRADE..MAKE ME A COLUMN...TRADE & ROLL..  
RIGHT & LEFT THRU..1/2 SQUARE THRU..TRADE BY..LEFT ALLE..

1P-2P..PASS THE OCEAN..SCOOT BACK..BOYS TRADE..  
BOYS RUN..BOYS CIRCULATE..GIRLS TRADE...MAKE ME A COLUMN..  
TRADE & ROLL...SLIDE THRU..LEFT ALLE...box 1-4

BOX 1-4..SWING THRU..BOYS RUN..COUPLES CIRCULATE..  
GIRLS CIRCULATE..MAKE ME A COLUMN..8 CIRCULATE..  
BOYS RUN..DO SA DO TO A WAVE..RECYCLE...  
SQUARE THRU 3/4..TRADE BY..LEFT ALLE...

BOX 1-4..SWING THRU..BOYS RUN..COUPLES CIRCULATE..  
TAG THE LINE RIGHT..BOYS TRADE..MAKE ME A COLUMN..  
BOYS RUN..PASS THRU..TRADE BY..LEFT ALLE..sd box 1-4

1P-2P..PASS THRU..TAG THE LINE RIGHT..CENTERS TRADE..  
MAKE ME A COLUMN..8 CIRCULATE..8CIRCULATE..  
BOYS RUN..CENTERS SWING THRU..TURN THRU..LEFT ALLE..

---

### TRACK & TRADE:

1P-2P..PASS THRU..WHEEL & DEAL..OUTSIDERS SQUEEZE INTO A LINE..  
PASS THRU..U TURN BACK..TOUCH 1/4..  
TRACK & TRADE..TAG THE LINE..LADY GO LEFT GENTS RIGHT..LEFT ALLE..

1P-2P..PASS THRU..WHEEL & DEAL..CENTERS RIGHT & LEFT THRU..  
ALL ROLLAWAY 1/2 SASHAY...DOUBLE PASS THRU..GIRLS RUN..  
TRACK & TRADE..COUPLES CIRCULATE..  
BOYS RUN..BOYS TRADE..SPIN THE TOP..TO A CURLIQUE..  
8 CIRCULATE..BOYS RUN..STAR THRU..PASS THRU..  
U TURN BACK..LEFT ALLE...

1P-2P..PASS THRU..WHEEL & DEAL..DOUBLE PASS THRU..  
BOYS RUN..TRACK & TRADE..(girls track II boys extend & trade)  
BOYS CROSS RUN..BOYS CIRCULATE..FERRIS WHEEL..  
SQUARE THRU 3/4..LEFT ALLE..

1P-2P..TOUCH 1/4..TRACK & TRADE..COUPLES CIRCULATE..  
CENTERS TRADE..BEND THE LINE..CENTERS SQUARE THRU FOUR..  
ENDS STAR THRU..SQUARE THRU 3/4..LEFT ALLE..

Keep inmind that these are EXPERIMENTALS and the purpose is to provide some variety  
into the Mainstream program . EVALUATE THE QUARTERLY EXPERIMENTALS AND VOICE  
YOUR OPINION....

DANCING MAINSTREAM & QUARTERLY EXPERIMENTALS. (standard position)

Featuring Pass The Ocean & Recycle.

1P-2P..PASS THE OCEAN..8 CIRCULATE..  
RECYCLE..VEER LEFT..FERRIS WHEEL..  
CENTERS VEER LEFT..1/2 TAG..WALK & DODGE..CLOVERLEAF..  
NEW CENTERS SQUARE THRU 3/4..LEFT ALLE..

1P-2P..TOUCH 1/4..8 CIRCULATE..BOYS RUN..  
PASS THE OCEAN..GIRLS TRADE..RECYCLE..  
RIGHT & LEFT THRU..DIXIE STYLE TO A WAVE..  
BOYS CROSS RUN..LADIES TRADE..RECYCLE..LEFT ALLE..

1P-2P..PASS THRU..WHEEL & DEAL..CENTERS PASS THE OCEAN..  
HINGE 1/4..WALK & DODGE..LEFT ALLE..

1P-2P..PASS THE OCEAN..8 CIRCULATE..SWING THRU..SPIN THE TOP..  
RECYCLE..PASS THRU..WHEEL & DEAL..  
DOUBLE PASS THRU..LEAD COUPLE CALIF.TWIRL...  
BOX THE GNAT..GRAND RIGHT & LEFT.....

All Position dancing Featuring Pass The Ocean & Recycle.

HEADS ROLLAWAY 1/2 SASHAY..CIRCLE EIGHT..  
FOUR BOYS UP & BACK..BOYS PASS THE OCEAN..  
EXTEND TO A WAVE..BOYS FOLD...GIRLS SQUARE THRU 3/4..  
STAR THRU..BOYS TRADE..BEND THE LINE..  
CROSSTAIL THRU..LEFT ALLE..

HEADS ROLLAWAY 1/2 SASHAY..CIRCLE EIGHT..  
FOUR GIRLS UP & BACK..GIRLS PASS THE OCEAN..  
GIRLS SWING THRU..EXTEND TO A WAVE..  
SCOOT BACK..BOYS RUN..STAR THRU..  
DIVE THRU..SQUARE THRU 3/4...LEFT ALLE..

HEADS PASS THRU..AROUND ONE TO A LINE..  
PASS THRU..WHEEL & DEAL..ZOOM..  
BOYS SWING THRU..BOYS RECYCLE..  
BOYS SQUARE THRU 3/4..SPLIT THE GIRLS AROUND ONE TO A LINE..  
PASS THRU..TAG THE LINE RIGHT..BOYS CROSS RUN..  
WHEEL & DEAL..LEFT ALLE..

HEADS SQUARE THRU FOUR..SIDES ROLLAWAY 1/2 SASHAY..  
DO SA DO TO A WAVE..RECYCLE..VEER LEFT..FERRIS WHEEL...  
BOYS PASS THE OCEAN..SPIN THE TOP...EXTEND TO A WAVE..  
BOYS RUN..SLIDE THRU..SWING THRU..TURN THRU..LEFT ALLE..

All Position dancing Featuring Walk & Dodge.

HEADS ROLLAWAY..UP & BACK..TOUCH 1/4..  
WALK & DODGE..DO SA DO TO A WAVE..  
SWING THRU..SCOOT BACK..BOYS RUN..(1P-2P)..RIGHT & LEFT THRU..  
TWO LADIES CHAIN..TOUCH 1/4..each foursome WALK & DODGE..LEFT ALLE.

HEADS PASS THRU..AROUND ONE TO A LINE..PASS THRU..  
WHEEL & DEAL..GIRLS TOUCH 1/4..GIRLS WALK & DODGE & CLOVERLEAF..  
BOYS PASS THRU..CURLIQUE..BOYS CIRCULATE..GIRLS TRADE..  
RECYCLE..LEFT ALLE..

MAINSTREAM A P D cont. Featuring Walk & Dodge.

1P-2P..PASS THRU..WHEEL & DEAL..DOUBLE PASS THRU..  
CENTERS IN CAST OFF 3/4..PASS THRU..WHEEL & DEAL..  
ZOOM..BOYS TOUCH 1/4..BOYS WALK & DODGE..SEPERATE AROUND ONE TO A  
LINE..PASS THRU..TAG THE LINE RIGHT...GIRLS TRADE..  
WHEEL & DEAL..PASS TO THE CENTER..  
SQUARE THRU 3/4..LEFT ALLE..

1P-2P..TOUCH 1/4..8 CIRCULATE..CENTERS TRADE..  
8 CIRCULATE..FOUR GIRLS WALK & DODGE..  
THOSE WHO CAN..STAR THRU..THE OTHERS FACE IN..  
RIGHT & LEFT THRU..1/2 SQUARE THRU..  
TRADE BY..LEFT ALLE....

HEADS PASS THRU..AROUND ONE TO A LINE..  
TOUCH 1/4..8 CIRCULATE..FOUR BOYS WALK & DODGE..  
THOSE WHO CAN..STAR THRU...THE OTHER BOYS PUT CENTERS IN & CAST OFF 3/4..  
(ends in a two faced line) CENTERS TRADE..BEND THE LINE..  
CENTERS SQUARE THRU FOUR..ENDS STAR THRU..  
DO SA DO TO A WAVE..RECYCLE..  
PASS TO THE CENTER..SQUARE THRU 3/4..LEFT ALLE....

THE PLUS PROGRAMS:

The term "Anything & Roll" on the Plus I program can provide quite a bit of interesting formation changes for the dancers to enjoy...The term Roll can be tacked on after any call with a circular motion so the dancers can tell if the Roll is a right or left face turn...Dancer discipline is necessary when using roll, the roll action which is either a right or left face 1/4 turn must be done on the spot of the previous calls completion...Some dancers will want to move ahead then 1/4 right or left and they must be given an opportunity to respond correctly.....

Some Roll actions at the Plus Level:

1P-2P..RIGHT & LEFT THRU..DIXIE STYLE TO A WAVE..  
TRADE THE WAVE & ROLL...FOUR GIRLS SWING THRU..  
EXTEND TO A WAVE..HINGE 1/4..BOYS TRADE..  
BOYS RUN..FERRIS WHEEL..ZOOM..  
SQUARE THRU 3/4..LEFT ALLE...

1P-2P..RIGHT & LEFT THRU..DIXIE STYLE TO A WAVE..  
TRADE THE WAVE & THE GIRLS ROLL..  
GIRLS SWING THRU..(ck diamonds)  
DIAMOND CIRCULATE..FLIP THE DIAMOND..  
RECYCLE..PASS THRU..TRADE BY..LEFT ALLE.

BOX 1-4..SWING THRU..GIRLS CIRCULATE..BOYS TRADE..  
SPIN THE TOP..RIGHT & LEFT THRU..DIXIE STYLE TO A WAVE..  
BOYS TRADE..LEFT SWING THRU..Balance..  
TRADE THE WAVE & ROLL..FOUR BOYS SWING THRU..  
BOYS EXTEND TO A WAVE..BOYS RUN..PASS THE OCEAN..  
RECYCLE..LEFT ALLE...

BOX 1-4..DO SA DO TO A WAVE..8 CIRCULATE..  
SWING THRU..SPIN THE TOP..RIGHT & LEFT THRU..  
DIXIE STYLE TO A WAVE..GIRLS CIRCULATE..BOYS TRADE..LEFT SWING THRU..  
TRADE THE WAVE..BOYS ROLL..BOYS SWING THRU..  
FLIP THE DIAMOND..GIRLS TRADE..RECYCLE..LEFT ALLE..

THE PLUS PAGE Cont.

Flip The Diamond & Roll:

BOX 1-4..SWING THRU..BOYS RUN..GIRLS HINGE 1/4..  
DIAMOND CIRCULATE..FLIP THE DIAMOND & ROLL..  
(ends with dancers in an 8 chain thru set up boys on the outside, girls inside)  
CURLIQUE..BOYS TRADE..BOYS RUN..  
BEND THE LINE..SLIDE THRU..LEFT ALLE..box 1-4

BOX 1-4..DO DA DO TO A WAVE..SCOOT BACK..  
BOYS RUN..GIRLS HINGE 1/4..DIAMOND CIRCULATE..  
FLIP THE DIAMOND & ROLL..CURLIQUE..  
BOYS TRADE..BOYS RUN..WHEEL & DEAL..  
PASS TO THE CENTER..SQUARE THRU 3/4..LEFT ALLE..

BOX 1-4..DO SA DO TO A WAVE..SCOOT BACK..  
BOYS RUN..BOYS CIRCULATE..GIRLS HINGE 1/4..  
DIAMOND CIRCULATE..FLIP THE DIAMOND & ROLL..  
STAR THRU..COUPLES CIRCULATE..GIRLS CIRCULATE..BOYS TRADE..  
WHEEL & DEAL..LEFT ALLE...

BOX 1-4..SWING THRU..BOYS RUN..  
TAG THE LINE RIGHT...BOYS CROSS RUN & CIRCULATE..  
GIRLS HINGE 1/4..DIAMOND CIRCULATE..  
FLIP THE DIAMOND & ROLL..TOUCH 1/4..GRAND RIGHT & LEFT...

Run & Roll:

BOX 1-4..SWING THRU..BOYS RUN & ROLL..  
GIRLS TRADE & ROLL..DOUBLE PASS THRU..  
CLOVERLEAF..GIRLS PASS THRU..  
CURLIQUE..BOYS TRADE..BOYS RUN..BEND THE LINE..  
SLIDE THRU..LEFT ALLE....

BOX 1-4..DO SA DO TO A WAVE..GIRLS TRADE..  
GIRLS RUN..& ROLL...BOYS TRADE & ROLL..  
BOYS SWING THRU..EXTEND TO A WAVE..  
BOYS RUN..PASS THRU..BEND THE LINE..  
PASS THE OCEAN..GIRLS RUN..WHEEL & DEAL..GRAND RIGHT & LEFT...

-----  
EXPERIMENTAL FIGURE: TRADE OFF...Allan Tipton..

From normal columns the leaders in each box (girls) will Peel Off as the trailers (boys) extend slightly & trade, ending in a left handed ocean wave...The action is smooth but could be directionally called as Girls Peel Boys move up & Trade...It reminds me of an old action called Peel & Trade....



1P-2P..CURLIQUE..TRADE OFF..  
TRADE THE WAVE..SWING THRU..TURN THRU..LEFT ALLE..

1P-2P..TOUCH 1/4..8 CIRCULATE..  
TRADE OFF...(boys peel..girls trade)  
GIRLS CROSS RUN..BOYS TRADE..BOYS RUN..  
WHEEL & DEAL..PASS TO THE CENTER..SQUARE THRU 3/4..LEFT ALLE...

-----  
I have a few J L 100 mikes in stock so if you have been wanting one now might be a good time...Request a flyer telling about the mike...



NOTES FOR CALLERS  
JACK LASRY  
1513 No. 46th AVE.  
HOLLYWOOD, FLA. 33021



FIRST CLASS MAIL

MAL 'YIKES' CAMERON  
RFD #1 BOX 97-A  
DEERFIELD NH 03037

**notes** JACK A. LASRY 1513 N. 46th AVE. / HOLLYWOOD, FLORIDA 33021 / (305) 981-7788  
**FOR CALLERS**

SEPTEMBER 1979

VIEWPOINT .....	41
BASIC CHOREOGRAPHY .....	41
EXPLORING PASS THE OCEAN .....	42
EXPLORING RUN .....	42-43
DANCING MAINSTREAM & QUARTERLY EXP. ....	43
THE PLUS PAGE: .....	44-45
SINGLE CIRCLE TO A WAVE .....	44-45
EXPLODE THE WAVE .....	45

## VIEWPOINT:

When planning your lesson program for the beginners classes, consider adding to your list of basics to be taught three additional areas needed to turn out good dancers... First have the number of beats it takes to properly DANCE the basic written down next to the name of the basic. Once the basic has been taught and the dancers can respond to the command tell them how many beats of music it should take to dance the figure then allow them the opportunity to count out the beats as they perform the basic to the music.. Do this with all the calls and it should help the class dancers to appreciate the dance qualities of our program. Add also to the basics list a brief hint in regard to proper styling. The Callerlab review of proper styling is incomplete but some work has been published in this area and more is coming. It is easier to teach the basic along with proper styling all at the same time rather than going back to pick up some styling later on.. Last place a mark next to the basics that should receive some all position exposure. I suggest that you refer to the Callerlab Mainstream program for the information on A P D. The list at this point is on a trial basis and no doubt will have some revisions but it should serve as a good reference point. Be careful with the A P D portion of the class, lead into it slowly and with a few minutes each class session devoted to getting acquainted with this phase of learning to square dance....

One last item regarding your class program. If possible and the class is large enough, have the class members look at the class night as their night to Square Dance. If the friends of the class members wish to rush them out to dances so they can dance with their friends encourage the class members to invite their friends to come and dance with them at their class rather than being "pulled Thru" at a club dance.....

---

## BASIC CHOREOGRAPHY:

Peel Off as a basic has been around since 1962, and so much has been said about making sure that your dancers dance Peel Off properly that I will assume that most all dancers will dance peel off properly. I would like to explore some Directional peel off combinations that your dancers should respond to without a walk thru....

1P-2P..CURLIQUE...GIRLS PEEL OFF..BOYS EXTEND (to a left hand wave balance)  
BOYS CROSS RUN..GIRLS TRADE..  
RECYCLE..SWING THRU..TURN THRU..LEFT ALLE..

1P-2P..CURLIQUE..8 CIRCULATE..BOYS PEEL OFF..GIRLS EXTEND..  
( form a left hand wave)  
GIRLS CROSS RUN..BOYS TRADE..BOYS RUN..BEND THE LINE..  
STAR THRU..DIVE THRU..SQUARE THRU 3/4..LEFT ALLE..

1P-2P..PASS THRU..WHEEL & DEAL...DOUBLE PASS THRU..  
LEAD COUPLE PEEL OFF..NEW CENTERS PARTNER TRADE...lines up & back  
STAR THRU..TRADE BY..STAR THRU..PASS THRU..BEND THE LINE..  
PASS THE OCEAN..SWING THRU..TURN THRU..LEFT ALLE..

HEADS PASS THRU..AROUND ONE TO A LINE..  
PASS THRU..WHEEL & DEAL..DOUBLE PASS THRU..  
GIRLS PEEL OFF & TOUCH 1/4...BOYS PARTNER TRADE THEN TOUCH 1/4..  
8 CIRCULATE..BOYS RUN..DOUBLE PASS THRU..  
CLOVERLEAF..ZOOM..SWING THRU..TURN THRU..LEFT ALLE..

---

Work up some Peel Off figures that will combine the action with other basic directional calls and you will provide that necessary variety for your mainstream dancers with out getting to tough....

DANCING MAINSTREAM FEATURING PASS THE OCEAN.

HEADS PASS THE OCEAN..RECYCLE & SQUARE THRU 3/4..(heads lead right)  
CIRCLE TO A LINE...PASS THE OCEAN...  
LADIES TRADE..SWING THRU..TURN THRU..LEFT ALLE...

-----  
SIDES PASS THE OCEAN..FAN THE TOP..  
HINGE 1/4..WALK & DODGE...LEFT ALLE...

-----  
HEADS RIGHT & LEFT THRU..ROLLAWAY 1/2 SASHAY..  
HEADS PASS THE OCEAN..SPIN THE TOP to A CURLIQUE,,  
WALK & DODGE..SQUARE THRU 3/4..  
TRADE BY..LEFT ALLE..box 1-4

-----  
SIDES RIGHT & LEFT THRU..ROLLAWAY 1/2 SASHAY..  
SIDES PASS THE OCEAN..TURN THRU..  
SPLIT THE HEADS..AROUND ONE TO A LINE..  
CURLIQUE..BOYS RUN..LEFT ALLE...sd box 1-4

-----  
HEADS PASS THRU..U TURN BACK..CIRCLE EIGHT...  
FOUR BOYS PASS THE OCEAN...  
BOYS SWING THRU..EXTEND TO A WAVE..  
BOYS RUN..SLIDE THRU..LEFT ALLE...sd box 1-4

-----  
SIDES PASS THRU..U TURN BACK..CIRCLE EIGHT..  
FOUR GIRLS PASS THE OCEAN..  
GIRLS SWING THRU..EXTEND TO A WAVE..  
SCOOT BACK..BOYS RUN..1/2 SQUARE THRU..  
TRADE BY..LEFT ALLE...

-----  
1P-2P..PASS THRU..WHEEL & DEAL..CENTERS PASS THE OCEAN..  
SPIN THE TOP...TO A TURN THRU..LEFT ALLE...

-----  
1P-2P..RIGHT & LEFT THRU..ROLLAWAY 1/2 SASHAY..  
PASS THE OCEAN..GRAND RIGHT & LEFT..

-----  
BOX 1-4..PASS THE OCEAN..FAN THE TOP..  
RECYCLE..LEFT ALLE..

-----  
BOX 1-4..RIGHT & LEFT THRU..ROLLAWAY..1/2 SASHAY..  
PASS THE OCEAN..BOYS RUN..  
BEND THE LINE..LEFT ALLE..

-----  
BOX 1-4..RIGHT & LEFT THRU..VEER LEFT..  
FERRIS WHEEL..CENTERS PASS THE OCEAN..  
HINGE 1/4..WALK & DODGE..  
SWING THRU..TURN THRU..LEFT ALLE...

EXPLORING RUN AT THE MAINSTREAM LEVEL:

-----  
1P-2P..PASS THRU..BOYS RUN RIGHT...  
SCOOT BACK..SPLIT CIRCULATE..WALK & DODGE...  
PARTNER TRADE & ROLL TO FACE..GRAND RIGHT & LEFT....

-----  
1P-2P..PASS THRU..GIRLS RUN LEFT..CAST OFF 3/4...BALANCE..  
BOYS CROSS RUN..GIRLS TRADE..  
RECYCLE..SWING THRU..TURN THRU..LEFT ALLE..

## EXPLORING RUN Cont.

1P-2P..PASS THRU..WHEEL & DEAL..DOUBLE PASS THRU..  
BOYS RUN..8 CIRCULATE..TRADE & ROLL TO FACE..  
PASS THRU..TAG THE LINE RIGHT...  
FERRIS WHEEL..ZOOM..SQUARE THRU 3/4..LEFT ALLE..

---

BOX 1-4..SWING THRU..BOYS RUN..COUPLES CIRCULATE..  
BOYS RUN..BOYS TRADE..SPIN THE TOP...  
RIGHT & LEFT THRU..PASS THRU..WHEEL & DEAL..  
ZOOM..SQUARE THRU 3/4..LEFT ALLE..

---

BOX 1-4..SWING THRU..BOYS RUN..TAG THE LINE RIGHT..  
COUPLES CIRCULATE..GIRLS RUN..FAN THE TOP...  
RIGHT & LEFT THRU..1/2 SQUARE THRU..TRADE BY..LEFT ALLE..

---

1P-2P..PASS THRU..TAG THE LINE RIGHT..  
COUPLES CIRCULATE..GIRLS RUN...  
CENTERS SQUARE THRU 3/4..ENDS TRADE....  
CENTERS RUN...STAR THRU..CALIF. TWIRL....  
SQUARE THRU 3/4..LEFT ALLE...

---

## DANCING MAINSTREAM & QUARTERLY EXPERIMENTALS.

HEADS TOUCH 1/4..WALK & DODGE..  
SWING THRU..GIRLS CIRCULATE..BOYS TRADE...  
SPIN THE TOP TO A CURLIQUE.... 8 CIRCULATE...  
CENTERS TRADE....TRACK & TRADE...COUPLES CIRCULATE..  
WHEEL & DEAL..BOX THE GNAT..GRAND RIGHT & LEFT...

---

HEADS PASS THRU..AROUND ONE TO A LINE..  
PASS THRU..WHEEL & DEAL..GIRLS SQUARE THRU 3/4...  
PASS THRU..TRADE BY...STAR THRU..FERRIS WHEEL....  
DOUBLE PASS THRU..TRACK II...GIRLS TRADE...  
RECYCLE..STAR THRU..PASS THRU...  
BOYS RUN RIGHT..GIRLS RUN RIGHT..LEFT ALLE....

---

BOX 1-4..DO SA DO TO A WAVE..8 CIRCULATE..  
HINGE 1/4..CENTERS TRADE..SPLIT CIRCULATE...  
RECYCLE..SQUARE THRU 3/4..TRADE BY..LEFT ALLE..

---

1P-2P..PASS THRU..WHEEL & DEAL..DOUBLE PASS THRU...  
PEEL OFF..TOUCH 1/4..TRACK & TRADE..  
COUPLES CIRCULATE..BOYS RUN..BOYS TRADE..  
SPIN THE TOP..HINGE 1/4..8 CIRCULATE..  
BOYS RUN..LEFT ALLE...sd box 1-4

---

BOX 1-4..SWING THRU..CAST OFF 3/4..Balance  
CENTERS TRADE..SPIN CHAIN THRU...(cue the center action)  
SCOOT BACK..BOYS RUN..STAR THRU..PASS THRU..  
TRADE BY..PASS THRU..LEFT ALLE...

---

1P-2P..TOUCH 1/4..8 CIRCULATE..CENTERS TRADE & ROLL TO FACE THEN  
PASS THE OCEAN..OUTSIDE BOY RUN RIGHT....  
PING PONG CIRCULATE..EXTEND TO A WAVE..  
GIRLS TRADE..RECYCLE..LEFT ALLE...

DANCING MAINSTREAM & QUARTERLY EXPERIMENTALS Cont.

BOX 1-4..SWING THRU..BOYS RUN..1/2 TAG THE LINE...  
WALK & DODGE...BOYS FOLD..CURLIQUE..  
BOYS TRADE..SPIN CHAIN THRU..(girls working thru the ctr.)  
BOYS CIRCULATE DOUBLE...GIRLS CROSS RUN..  
BOYS TRADE..SLIP THE CLUTCH..LEFT ALLE...

---

BOX 1-4..SWING THRU..8 CIRCULATE..  
BOYS TRADE..BOYS RUN..FERRIS WHEEL..  
DOUBLE PASS THRU..TRACK II..FAN THE TOP...  
RIGHT & LEFT THRU..DIXIE STYLE TO A WAVE...  
BOYS CROSS RUN..GIRLS TRADE..RECYCLE..LEFT ALLE....

---

THE PLUS PAGE:

A NEAT WAY TO SET UP DIAMONDS:

HEADS ROLLAWAY 1/2 SASHAY...CIRCLE EIGHT....  
FOUR BOYS UP & BACK...TOUCH 1/4 & SPREAD....  
GIRLS COME IN & PASS THE OCEAN....(ck your diamonds)  
DIAMOND CIRCULATE..BOYS SWING THRU..FLIP THE DIAMOND...  
GIRLS TRADE..RECYCLE..SQUARE THRU 3/4...  
TRADE BY..LEFT ALLE...

---

HEADS PASS THRU..U TURN BACK...CIRCLE EIGHT..  
FOUR GIRLS..TOUCH 1/4 & SPREAD...  
BOYS COME IN & PASS THE OCEAN....(ck. your diamonds)  
DIAMOND CIRCULATE..GIRLS SWING THRU..FLIP YOUR DIAMONDS..  
BOYS TRADE..BOYS RUN..FERRIS WHEEL..  
SQUARE THRU 3/4..LEFT ALLE....

---

PLUS I PROGRAM:

SINGLE CIRCLE TO AN OCEAN WAVE:

Single Circle to an ocean wave can be called any time you have facing dancers, the dancers extend both hands to the dancer you are facing and then circle left 1/2 way then step into a right hand hold forming an ocean wave... The normal formation to introduce Single Circle from is an eight chain thru box such as a Box 1-4..

BOX 1-4..SINGLE CIRCLE TO AN OCEAN WAVE..  
BOYS TRADE..BOYS RUN..WHEEL & DEAL..LEFT ALLE...zero

BOX 1-4..RIGHT & LEFT THRU..ROLLAWAY 1/2 SASHAY..  
SINGLE CIRCLE TO A WAVE.. GIRLS TRADE..  
RECYCLE..PASS TO THE CENTER..SQUARE THRU 3/4..LEFT ALLE..

1P-2P..RIGHT & LEFT THRU..DIXIE STYLE TO A WAVE..  
BOYS CROSS FOLD..SINGLE CIRCLE TO A WAVE..  
GRAND RIGHT & LEFT.....

1P-2P..RIGHT & LEFT THRU..DIXIE STYLE TO A WAVE..  
GIRLS CIRCULATE..BOYS TRADE.. LEFT SWING THRU..  
GIRLS CROSS FOLD..SINGLE CIRCLE TO A WAVE..  
SCOOT BACK..BOYS RUN..BEND THE LINE..STAR THRU..  
PASS TO THE CENTER..SQUARE THRU 3/4..LEFT ALLE..

## THE PLUS PAGE Cont.

### SINGLE CIRCLE TO A WAVE Cont.

1P-2P..PASS THRU..WHEEL & DEAL..CENTERS..SINGLE CIRCLE TO A WAVE..  
EXTEND TO A WAVE..SWING THRU..SCOOT BACK..  
SPLIT CIRCULATE..WALK & DODGE..PARTNER TRADE..LEFT ALLE..

HEADS PASS THRU..AROUND ONE TO A LINE..  
PASS THRU..WHEEL & DEAL..GIRLS SINGLE CIRCLE TO A WAVE..  
CENTER GIRLS TRADE..EXTEND TO A WAVE..  
HINGE 1/4..BOYS TRADE..8 CIRCULATE..  
BOYS TRADE..RECYCLE..GRAND RIGHT & LEFT...

HEADS PASS THRU..AROUND ONE TO A LINE..  
PASS THRU..WHEEL & DEAL..ZOOM..BOYS SINGLE CIRCLE TO A WAVE..  
CENTER BOYS TRADE..EXTEND TO A WAVE..BOYS RUN....  
RIGHT & LEFT THRU..DIXIE STYLE TO A WAVE..  
SLIP YOUR CLUTCH..LEFT ALLE...

---

## PLUS II PROGRAM.

### EXPLODE THE WAVE.

From any ocean wave the term Explode the Wave means for the dancers to step thru the wave(pass thru) then turn to face the adjacent dancer & extend right hands then pull by....From normal waves the action equals a 1/2 Square Thru....

BOX 1-4 WAVE...EXPLODE THE WAVE..BEND THE LINE..  
PASS THE OCEAN..EXPLODE THE WAVE..  
BEND THE LINE..SLIDE THRU..LEFT ALLE..

BOX 1-4..SWING THRU..EXPLODE THE WAVE..  
GIRLS RUN..HINGE 1/4..GIRLS TRADE..  
SWING THRU..BOYS RUN..WHEEL & DEAL..LEFT ALLE..

1P-2P..DO SA DO TO A WAVE..EXPLODE THE WAVE..  
TRADE BY..SPIN CHAIN THE GEARS..8 CIRCULATE..  
GIRLS TRADE..SWING THRU..TURN THRU..LEFT ALLE..

1P-2P..PASS THRU..WHEEL & DEAL..CENTERS DO SA DO TO A WAVE..  
PING PONG CIRCULATE..EXPLODE THE WAVE & CLOVERLEAF..  
NEW CENTERS..SWING THRU..TURN THRU..LEFT ALLE...


1P-2P..PASS THRU..WHEEL & DEAL..DOUBLE PASS THRU..CENTERS IN CAST OFF 3/4  
PASS THRU..WHEEL & DEAL..GIRLS SWING THRU..  
GIRLS EXPLODE THE WAVE..GIRLS CLOVERLEAF..  
BOYS PASS THRU..CURLIQUE..GIRLS TRADE..RECYCLE..  
SQUARE THRU 3/4..TRADE BY..LEFT ALLE..

HEADS ROLLAWAY 1/2 SASHAY..CIRCLE EIGHT..  
FOUR BOYS DO SA DO TO A WAVE..EXPLODE THE WAVE..  
DO SA DO TO A WAVE..8 CIRCULATE..  
SCOOT BACK..BOYS RUN..STAR THRU..PASS THRU..LEFT ALLE...

---

Planning to conduct a Plus Workshop this season??? Keep in mind that many of the dancers attending will need a review on some of the Mainstream basics when used from various positions.. Plan a tip each night where you explore a mainstream basic from all positions....Be sure to TEACH the dancers how to respond to the basic, don't just lay it on them....

NOTES FOR CALLERS  
JACK LASRY  
1513 No. 46th AVE.  
HOLLYWOOD, FLA. 33021



FIRST CLASS MAIL

MAL 'YIKES' CAMERON  
RFD #1 BOX 97-A  
DEERFIELD NH 03037

**notes** JACK A. LASRY 1513 N. 46th AVE. / HOLLYWOOD, FLORIDA 33021 / (305) 981-7788  
**FOR CALLERS**

OCTOBER 1979

VIEWPOINT	46
BASIC CHOREO..DIXIE STYLE.	46
QUARTERLY EXP. DIXIE DERBY.	47
DANCING MAINSTREAM...CAST OFF.	48
DANCING MAINSTREAM...TAG FIGURES	49
THE PLUS PAGE:	
TRIPLE TRADE	50
CURLEY CROSS	50

OCTOBER 1979

### VIEWPOINT:

Are you guilty!!!! I here so many times that callers observing the floor DANCING will call a floor stopper just to show the dancers he knows more then they do... Then he goes about workshoping the figure or combination to show the dancers that it does work... A few tips later the same thing happens and pretty soon this caller turns the Dance into a workshop.... A workshop tip at a dance is common today but to make every tip at a dance a workshop is undermining the DANCE...

The Callerlab quarterly experimental for the last quarter of 1979 is Dixie Derby.. Please be sure to teach the call correctly, there have been several published ways to end in the same formation But to dance Dixie Derby correctly your dancers should follow the accepted teach...

---

### BASIC CHOREOGRAPHY:

With the selection of Dixie Derby as the Callerlab quarterly experimental I would like to review Dixie Style to an Ocean Wave. In order to DANCE into a dixie style I feel you must have some correct body flow...The smooth entry into dixie style can be accomplished with a courtesy turn figure such as a right & left thru followed by the dixie style....A square thru 3/4 then courtesy turn your partner work well also... You can follow a two ladies chain with the dixie style smoothly also....

Calls that can create problems after the dixie style are things like a left swing thru... If you stop the action after the dixie style with a balance then the left swing thru is o k....But if you don't break the flow with the balance you have a good case of OVERFLOW and the dancer feels like a cork screw....To break up the overflow and still leave out the balance use a boys trade then the left swing thru and you have a real nice DANCE combination...

1P-2P..RIGHT & LEFT THRU..DIXIE STYLE TO A WAVE..  
GIRLS CIRCULATE..BOYS TRADE..LEFT ALLE..

1P-2P..RIGHT & LEFT THRU..DIXIE STYLE TO A WAVE..  
BOYS CROSS RUN..BOYS CIRCULATE..GIRLS TRADE..  
RECYCLE..PASS TO THE CENTER..SQUARE THRU 3/4..LEFT ALLE... Box 1-4

1P-2P..SQUARE THRU 3/4..COURTESY TURN YOUR GIRL..DIXIE STYLE TO A WAVE..  
BOYS CROSS FOLD..SQUARE THRU 3/4..LEFT ALLE..

BOX 1-4..TOUCH 1/4..SPLIT CIRCULATE..BOYS RUN..  
REVERSE FLUTTER WHEEL..DIXIE STYLE TO A WAVE..  
BOYS TRADE..BOYS CROSS RUN..RECYCLE..LEFT ALLE..

BOX 1-4..TOUCH 1/4..SCOOT BACK..BOYS FOLD..  
GIRLS SQUARE THRU 3/4..BOYS COURTESY TURN THAT GIRL..  
PUT HER IN THE LEAD..DIXIE STYLE TO A WAVE..  
BOYS CROSS RUN..RECYCLE..PASS THRU..TRADE BY..LEFT ALLE..

1P-2P..RIGHT & LEFT THRU..DIXIE STYLE TO A WAVE..  
BOYS TRADE..LEFT SWING THRU..GIRLS CROSS RUN..  
GRAND RIGHT & LEFT....

Prior to teaching the quarterly experimental Dixie Derby be certain that the dancers will do the basic dixie style with comfort and positively....



CALLERLAB QUARTERLY EXPERIMENTAL...DIXIE DERBY...Paul McNutt

The action starts with the dancers doing a Dixie Style into an ocean wave...Then the Girls Fold as the boys trade & slide apart, then the girls step forward to form a two faced line... Caution the girls to make a LARGE fold this will eliminate a crowding of the actions that will cause some problems... Because the last motion of the call is the girls stepping ahead into the center position of the two faced line you should be aware of what calls can follow the dixie derby smoothly...Here are a few:

1. Girls trade....
2. Boys circulate..Girls Trade...
3. Couples Circulate..
4. Girls Cross Run..
5. Girls Cross Run..Girls Circulate..Boys Trade...

Be careful of calling a Wheel & Deal right after the Dixie Derby, The action is abrupt as the girls are moving forward and the boys are stopped.....In order to get a nice DANCING WHEEL & DEAL...Call the Boys Circulate..Girls Trade then Wheel & Deal and you have a smooth flow.....

The starting action of dixie derby is the Dixie Style to a wave, check out our Basic Choreo section for some hints to smooth entry into the dixie style.....It should make Dixie Derby Dance better...

1P-2P..RIGHT & LEFT THRU..DIXIE DERBY..  
COUPLES CIRCULATE..BEND THE LINE..(1P-2P) Good basic zero..  
RIGHT & LEFT THRU..CROSSTAIL THRU..LEFT ALLE..

1P-2P..SQUARE THRU 3/4..COURTESY TURN..DIXIE DERBY..  
BOYS CIRCULATE..GIRLS TRADE..  
WHEEL & DEAL..DIVE THRU..PASS THRU..LEFT ALLE...

BOX 1-4..SWING THRU..SPIN THE TOP..  
RIGHT & LEFT THRU..DIXIE DERBY..  
COUPLES CIRCULATE..BOYS RUN..BOYS TRADE..  
BOYS RUN..WHEEL & DEAL..PASS TO THE CENTER..SQUARE THRU 3/4..LEFT ALLE..

1P-2P..SQUARE THRU 3/4..COURTESY TURN..DIXIE DERBY..  
COUPLES CIRCULATE..1/2 TAG..WALK & DODGE..  
PARTNER TRADE & ROLL TO FACE..GRAND RIGHT & LEFT...

BOX 1-4..SWING THRU..GIRLS CIRCULATE..BOYS TRADE..  
SPIN THE TOP..RIGHT & LEFT THRU..DIXIE DERBY..  
GIRLS TRADE..GIRLS CROSS RUN..GIRLS CIRCULATE..  
TAG THE LINE RIGHT..WHEEL & DEAL..LEFT ALLE...

The call is a combination of several basic movements. I feel that in the long run we will not find dixie derby as a lasting call... Without teaching the figure I can direct the action with directional usage of the basics...Show it, Dance it and evaluate it so we all can express our feeling when it comes time to review the experimental quarterly selections at the Callerlab Convention.....

Speaking of the Callerlab Convention to be held in the Miami area next April, If you have been calling three years and average calling at least once a week and would like to attend the convention and see just how Callerlab works let me know and I will see that you get an invitation.....

## DANCING MAINSTREAM--FEATURING CAST OFF

Each quarter the Callerlab Mainstream committee selects a couple of calls on the Mainstream list for callers to feature. This quarter we find cast off & the Tag family selected....

Looking at the Cast Off Family I see several basic formations:

1. The Centers In Cast Off 3/4 From The Completed Double Pass Thru Formation.

1P-2P..PASS THRU..WHEEL & DEAL..DOUBLE PASS THRU..  
CENTERS IN CAST OFF 3/4..CENTERS SQUARE THRU FOUR...  
ENDS STAR THRU..SWING THRU..TURN THRU..LEFT ALLE...

2. The Centers in Cast off 3/4 from the eight chain thru box:

BOX 1-4..CENTERS IN CAST OFF 3/4..  
ENDS RUN..STAR THRU..PASS TO THE CENTER  
SQUARE THRU 3/4..LEFT ALLE..

3. THE Ocean wave Cast Off :

BOX 1-4 WAVE..SWING THRU..CAST 3/4..BALANCE IN YOUR NEW WAVE..  
CENTERS TRADE..SWING THRU..SCOOT BACK..  
BOYS RUN..PASS THE OCEAN..RECYCLE..LEFT ALLE...

4. The Two faced line Cast Off 3/4: (remember the centers carry the motion around the ends)

BOX 1-4..SWING THRU..BOYS RUN..COUPLES CIRCULATE..  
GIRLS TRADE..CAST OFF 3/4STAR THRU..  
PASS THRU..TRADE BY..LEFT ALLE..

5. The basic line facing out..Cast off 3/4..(This is a tough one because there is no starting motion)

1P-2P..PASS THRU..CAST OFF 3/4..CROSSTAIL THRU..LEFT ALLE....

6. The Column or mini wave cast off 3/4...

1P-2P..TOUCH 1/4..8 CIRCULATE..CAST OFF 3/4..  
BOYS TRADE..BOYS RUN..BEND THE LINE..  
DO SA DO TO A WAVE..RECYCLE..LEFT ALLE....

## DANCING CAST OFF IN COMBINATION WITH OTHER MAINSTREAM BASICS:

1P-2P..PASS THE OCEAN..GIRLS TRADE..RECYCLE..VEER LEFT..  
FERRIS WHEEL..DOUBLE PASS THRU..CENTERS IN CAST OFF 3/4..  
TOUCH 1/4..8 CIRCULATE..BOYS CAST OFF 3/4..BOYS FAN THE TOP..  
GIRLS FACING OUT..RUN RIGHT..BOYS EXTEND TO A WAVE..  
BOYS RUN..STAR THRU..PASS THRU..TRADE BY..SWING THRU..  
GIRLS CIRCULATE,..BOYS TRADE..BOYS RUN..WHEEL & DEAL..LEFT ALLE..

BOX 1-4..DO SA DO TO A WAVE..8 CIRCULATE..SWING THRU..  
CAST OFF 3/4..CENTERS TRADE..ALL CAST OFF 3/4..  
SPLIT CIRCULATE..BOYS RUN..WHEEL & DEAL..  
PASS THRU..TRADE BY..LEFT ALLE....

-----  
The TAG family at the Mainstream level includes:

1. Tag The Line:
2. 1/2 Tag The line.
3. Partner Tag.

## DANCING MAINSTREAM--FEATURING THE TAG FAMILY:

### 1. Tag The Line...Two Faced Lines.

1P-2P..PASS THE OCEAN..SCOOT BACK..  
BOYS RUN..TAG THE LINE..LADY GO LEFT...GENTS RIGHT..  
LEFT ALLE....

Box 1-4..RIGHT & LEFT THRU..SWING THRU..  
BOYS RUN..TAG THE LINE RIGHT..  
WHEEL & DEAL..TOUCH 1/4..BOYS RUN..  
SLIDE THRU..LEFT ALLE..

BOX 1-4..SWING THRU..TAG THE LINE RIGHT..  
WHEEL & DEAL..PASS THRU..GRAND RIGHT & LEFT...

1P-2P..PASS THE OCEAN..GIRLS TRADE..GIRLS RUN..  
TAG THE LINE..BOYS PARTNER TRADE..CURLIQUE...  
GIRLS CIRCULATE..BOYS TRADE..BOYS RUN..FERRIS WHEEL..  
SQUARE THRU..3/4...LEFT ALLE...

BOX 1-4..SWING THRU..CAST OFF 3/4..CENTERS TRADE..CENTERS RUN..  
TAG THE LINE..RIGHT....COUPLES CIRCULATE..  
FERRIS WHEEL..BOYS PASS THRU..DO SA DO TO A WAVE..  
BOYS RUN..PASS THRU..WHEEL & DEAL..  
SQUARE THRU 3/4..LEFT ALLE...

### 2. Tag The Line...Standard Line.

1P-2P..PASS THRU..TAG THE LINE..CENTERS IN..CAST OFF 3/4..  
BOX THE GNAT..RIGHT & LEFT THRU..  
DIXIE STYLE TO A WAVE...BOYS CROSS RUN..GIRLS TRADE..  
SWING THRU..TURN THRU..LEFT ALLE...

HEADS PASS THRU..AROUND ONE TO A LINE..  
PASS THRU..TAG THE LINE..BOYS RUN RIGHT...(columns)  
8 CIRCULATE..TRADE & ROLL TO FACE...PASS THRU..  
TAG THE LINE RIGHT..GIRLS TRADE..WHEEL & DEAL...  
PASS THRU..LEFT ALLE...

### 3. Partner Tag.. Partner Tag works well from columns, double pass thru & completed Double pass thru, from two faced lines, trade by formation..PLEASE don't call a walk & dodge to a partner tag..The body flow for the girls is very jumpy.....

1P-2P..TOUCH 1/4..8 CIRCULATE..PARTNER TAG..  
PARTNER TRADE..STAR THRU..PASS TO THE CENTER..  
SQUARE THRU 3/4..LEFT ALLE..box 1-4

HEADS PASS THRU..PARTNER TAG..SWING THRU..BOYS RUN..  
COUPLES CIRCULATE..PARTNER TAG..BOYS SQUARE THRU 3/4..  
CENTERS IN..CAST OFF 3/4..TOUCH 1/4..8 CIRCULATE..  
8 CIRCULATE..GIRLS PARTNER TAG..GIRLS CLOVERLEAF..  
BOYS CAST OFF 3/4..CENTER BOYS TRADE..BOYS SPIN THE TOP..  
BOYS EXTEND TO A WAVE..BOYS RUN..PASS THE OCEAN..  
RECYCLE..LEFT ALLE..sd box 1-4...

---

## THE PLUS PAGE:

TRIPLE TRADE as a plus 1 basic can be used from two standard formations, first from the end to end two faced lines. This formation is easily set up from parallel two faced lines by calling a couples hinge....Also from standard lines facing call a swing thru & boys run..and you have the formation... From the end to end two faced lines triple trade means the center three pairs will trade (arm turn trade) ending in a similar formation...

BOX 1-4..SWING THRU..BOYS RUN..COUPLES HINGE...(long end to end two faced line)..TRIPLE TRADE...(two pairs of girls and the center pair of boys ) COUPLES HINGE (back in parallel two faced lines)..WHEEL & DEAL..  
PASS THRU..LEFT ALLE...

BOX 1-4..WAVE..GIRLS TRADE..RECYCLE..VEER LEFT..COUPLES CIRCULATE..  
COUPLES HINGE..TRIPLE TRADE..COUPLES HINGE..FERRIS WHEEL..  
DOUBLE PASS THRU..CENTERS IN CAST OFF 3/4..CENTERS SQUARE THRU..  
ENDS STAR THRU..BOX THE GNAT..GRAND RIGHT & LEFT...

1P-2P..SWING THRU..BOYS RUN..TRIPLE TRADE..WHEEL & DEAL..  
STAR THRU..PASS THRU..TRADE BY..LEFT ALLE...

BOX 1-4..SWING THRU..BOYS RUN..TAG THE LINE RIGHT..COUPLES HINGE..  
TRIPLE TRADE..COUPLES HINGE..BOYS CROSS RUN..  
BOYS CIRCULATE..BEND THE LINE..SLIDE THRU..LEFT ALLE....

HEADS PASS THRU..AROUND ONE TO A LINE..PASS THRU..  
TAG THE LINE RIGHT..COUPLES HINGE..TRIPLE TRADE..COUPLES HINGE..  
1/2 TAG THE LINE..SPLIT CIRCULATE..SPIN CHAIN THRU..GIRLS CIRCULATE DOUBLE..  
BOYS RUN..WHEEL & DEAL..PASS TO THE CENTER..  
SQUARE THRU 3/4..LEFT ALLE...

-----  
CURLEY CROSS as a plus two call can provide some interesting dancing...The action starts from facing couples and you first do a curlique then the two dancer facing in the center of the "box" will extend left hands and pull by....

HEADS CURLEY CROSS..(curlique-boys pull by)  
SWING THRU..SCOOT BACK..BOYS RUN..  
RIGHT & LEFT THRU..CROSSTAIL THRU..LEFT ALLE..

HEADS RIGHT & LEFT THRU..ROLLAWAY 1/2 SASHAY..  
CURLEY CROSS..(curlique girls pull by)  
TOUCH 1/4..WALK & DODGE..CHASE RIGHT..  
BOYS RUN RIGHT..LEFT ALLE...

BOX 1-4..CURLEY CROSS..TO THE LEFT CHASE..  
HINGE 1/4..TRADE THE WAVE..BOYS RUN..  
WHEEL & DEAL..LEFT ALLE....

1P-2P..PASS THRU..WHEEL & DEAL..CENTERS CURLEY CROSS & CLOVERLEAF..  
CENTERS SQUARE THRU 3/4..DO SA DO SA DO TO A WAVE..  
CENTERS TRADE..BOYS RUN..PASS THRU..WHEEL & DEAL..  
ZOOM..SQUARE THRU 3/4..LEFT ALLE..


1P-2P..CURLEY CROSS..CENTERS PASS THRU..CENTERS IN CAST OFF 3/4..  
BOX THE GNAT...ENDS SLIDE THRU..CENTERS CURLEY CROSS..  
SWING THRU..SCOOT BACK..BOYS RUN..PASS THRU..  
WHEEL & DEAL..DIXIE GRAND..LEFT ALLE...

NOTES FOR CALLERS  
 JACK LASRY  
 1513 NO. 46th Ave.  
 HOLLYWOOD, FLA. 33021



FIRST CLASS MAIL

MAL 'YIKES' CAMERON  
 RFD #1 BOX 97-A  
 DEERFIELD NH 03037



**notes** JACK A. LASRY 1513 N. 46th AVE. / HOLLYWOOD, FLORIDA 33021 / (305) 981-7788  
**FOR CALLERS**

NOVEMBER 1979

VIEWPOINT.....	51
BASIC CHOREO..EIGHT CHAIN THRU .....	51
MAINSTREAM DANCING .....	52
MAINSTREAM ZEROS .....	53
MAINSTREAM DANCING A.P.D. ....	53
EXPERIMENTAL WORKSHOP..LINEAR CYCLE .....	54
SET UPS FOR MAINSTREAM DANCING .....	54
PLUS PAGE..CROSSFIRE .....	55
TRIPLE SCOOT BACK .....	55

NOVEMBER 1979

VIEWPOINT:

With your November notes you will find our annual renewal page.. Your subscription will run thru December, but with the Christmas Holidays around the corner we try to provide you with an opportunity to renew early... The cost of the basic notes will remain the same, &15.50. The cost of the combined notes, advanced & basic will increase 50¢ to \$24.00 for the year... We are doing our share in keeping the cost down, YOU can help me by suggesting to your caller friends to subscribe to the notes as only thru volume can we hope to keep the costs in line.....

Your Learn to Square Dance program should be well underway....Is your class larger, smaller, or about the same???? If it is smaller what is the reason...??? If you have friends in class that plan to spend some time in south Florida and not miss their square dancing I have a class that meets on Friday nights at our Hall in Hollywood and we would be happy to have them dance with us...By the way this class is a real winner, 26 squares of new dancers after 5 weeks of lessons.....

CALLERS SCHOOLS FOR 1980.....

CALLERS SCHOOL FOR CALLERS WITH 1-3 YEARS EXPERIENCE CONDUCTED BY JACK LASRY & AL BRUNDAGE...JULY 13-17, 1980. Location Hollywood, Fla.

CALLERS SCHOOL FOR CALLERS CALLING FOR CLUBS & WITH 4 or more years experience....LIMITED TO 6 CALLERS....CONDUCTED BY JACK LASRY AUGUST 2-7, 1980... Location Hollywood Fla..

If you are interested , please write for a flyer or call me at 305-981-7788

-----  
BASIC CHOREOGRAPHY:

The EIGHT CHAIN THRU family is often danced poorly. We often see the weak spot as the dancers who fail to do a courtesy turn when on the outside of the set, but simply right pull by and walk around each other as if doing a wrong way grand....When danced correctly the dancers are working up & down lines but without the courtesy turn on the ends it becomes a big circle wrong way grand and dancers will have trouble locating the ending position.. I like to start from the box 1-4 and prep the dancers to several hints, first tell them that they will end up on the exact same spot they are now standing on, next they should end up facing the one they are looking at now, third they will be using a total of eight hand movements while doing the call...Have the class count out loud each hand as you walk thru the figure... THE FULL EIGHT CHAIN THRU requires 20 beats of music so please allow your dancers the proper time to dance thru the figure....

AN EIGHT CHAIN THRU IS A ZERO.

AN EIGHT CHAIN FOUR IS A TECHNICAL ZERO.

AN EIGHT CHAIN TWO EQUALS A PASS THRU TRADE BY.

AN EIGHT CHAIN ONE EQUALS A PASS THRU....

BOX 1-4..EIGHT CHAIN THRU...RIGHT & LEFT THRU...

DIVE THRU..PASS THRU..EIGHT CHAIN FOUR..

RIGHT & LEFT THRU...EIGHT CHAIN TWO..LEFT ALLE...

1P-2P..SLIDE THRU..EIGHT CHAIN THRU..RIGHT & LEFT THRU..

EIGHT CHAIN ONE..LEFT ALLE....

## MAINSTREAM DANCING:

1P-2P...PASS THRU..TAG THE LINE...CLOVERLEAF...  
DOUBLE PASS THRU..CENTERS IN CAST OFF 3/4...  
STAR THRU...LEFT ALLE...

1P-2P...PASS THRU..WHEEL & DEAL...CENTERS TOUCH 1/4..WALK & DODGE...  
THEN CLOVERLEAF...NEW CENTERS RIGHT & LEFT THRU...  
ZOOM...SQUARE THRU 3/4...LEFT ALLE.

BOX 1-4...PASS THRU..OUTSIDERS CLOVERLEAF..CENTERS SQUARE THRU FOUR..  
RIGHT & LEFT THRU..DIVE THRU..SQUARE THRU 3/4...LEFT ALLE.

HEADS PASS THRU..U TURN BACK...CIRCLE EIGHT..  
FOUR BOYS TOUCH 1/4..BOYS WALK & DODGE..  
STAR THRU...FERRIS WHEEL...SQUARE THRU 3/4...LEFT ALLE...Box 1-4

HEADS PASS THRU..AROUND ONE TO A LINE...  
PASS THRU..WHEEL & DEAL...GIRLS TOUCH 1/4..GIRLS WALK & DODGE...  
GIRLS CLOVERLEAF...BOYS PASS THRU..DO SA DOE TO A WAVE...  
BOYS RUN...STAR THRU..PASS THRU..TRADE BY..PASS THRU..LEFT ALLE..

HEADS PASS THRU..AROUND ONE TO A LINE...  
TOUCH 1/4...8 CIRCULATE...FOUR BOYS WALK & DODGE...  
BOYS FACING GIRLS STAR THRU...OTHER BOYS CENTER IN & CAST OFF 3/4...  
CENTERS TRADE...BEND THE LINE...  
CENTERS SQUARE THRU 4...ENDS STAR THRU..DO SA DOE TO A WAVE..  
RECYCLE...DIVE THRU..SQUARE THRU 3/4...LEFT ALLE...sd box 1-4

BOX 1-4...TOUCH 1/4..SPLIT CIRCULATE...WALK & DODGE...  
GIRLS TRADE (loop around)...WITH YOUR LEFT, CAST OFF 3/4..BALANCE  
BOYS CROSS RUN..GIRLS TRADE..RECYCLE...  
SQUARE THRU 3/4...TRADE BY....LEFT ALLE....

BOX 1-4...SQUARE THRU FOUR...TAG THE LINE...  
CENTERS IN CAST OFF 3/4...BOX THE GNAT...  
RIGHT & LEFT THRU...SLIDE THRU...LEFT ALLE...

1P-2P...SQUARE THRU FOUR...TRADE BY...  
SPIN CHAIN THRU...GIRLS CIRCULATE DOUBLE...  
BOYS RUN...BEND THE LINE...STAR THRU...  
DIVE THRU...SQUARE THRU 3/4...LEFT ALLE..box 1-4..

BOX 1-4...CURLIQUE...SPLIT CIRCULATE...  
BOYS RUN...STAR THRU...DO SA DOE TO A WAVE...  
RECYCLE...DIVE THRU...SQUARE THRU 3/4...LEFT ALLE. box 1-4.

1P-2P...PASS THRU..WHEEL & DEAL..DOUBLE PASS THRU..  
CENTERS IN..CENTERS FOLD...SWING THRU..  
BOYS RUN...STAR THRU...PASS THRU...LEFT ALLE.

1P-2P...PASS THRU..WHEEL & DEAL..DOUBLE PASS THRU...  
CENTERS IN..CENTERS CROSS FOLD...  
SPIN THE TOP...BOX THE GNAT..CHANGE SOMETHING..LEFT ALLE.

MAINSTREAM ZEROS: DEVELOPED AROUND TRADES, RUNS, & CROSS RUNS.

Normal positioning: Facing Couples.

1. SWING THRU....GIRLS TRADE,...BOYS TRADE  
BOYS RUN....1/2 TAG..TRADE & ROLL.... Zero.
2. SWING THRU....BOYS TRADE....BOYS RUN....  
GIRLS TRADE....1/2 TAG..TRADE & ROLL.... Zero.
3. DO SA DOE TO A WAVE....BOYS TRADE....GIRLS TRADE....  
SWING THRU....BOYS TRADE....BOYS RUN....  
BEND THE LINE....SLIDE THRU....Zero.
4. SWING THRU....BOYS RUN....BOYS TRADE....  
GIRLS TRADE....WHEEL & DEEL....RIGHT & LEFT THRU....Zero.
5. SWING THRU....BOYS RUN....TAG THE LINE RIGHT....  
BOYS CROSS RUN....GIRLS TRADE....WHEEL & DEEL....Zero.

MAINSTREAM DANCING....Featuring Figures with 4 Boys--4 Girls .

HEADS PASS THRU AROUND ONE TO A LINE....  
PASS THRU....WHEEL & DEEL....GIRLS SQUARE THRU 3/4....  
MEN..COURTESY TURN THE GIRL YOU FACE....  
SEND HER STRAIGHT ACROSS DIXIE STYLE TO A WAVE....  
BOYS CROSS RUN....RECYCLE....PASS THRU....TRADE BY..LEFT ALLE. Box 1-4

-----  
1P-2P....PASS THRU....WHEEL & DEEL....DOUBLE PASS THRU....  
CENTERS IN CAST OFF 3/4....PASS THRU....WHEEL & DEEL....  
GIRLS SQUARE THRU 3/4....STAR THRU....GIRLS CIRCULATE....  
BOYS TRADE....WHEEL & DEEL....LEFT ALLE....Box 1-4.

-----  
HEADS PASS THRU....AROUND ONE TO A LINE....  
PASS THRU....TAG THE LINE RIGHT....FERRIS WHEEL....  
BOYS SQUARE THRU FOUR....BOYS CLOVERLEAF....  
GIRLS SWING THRU....TURN THRU....STAR THRU....  
COUPLES CIRCULATE....BOYS TRADE....BOYS RUN....  
BOX THE GNAT....GRAND RIGHT & LEFT.

-----  
1P-2P....PASS THRU....WHEEL & DEEL....DOUBLE PASS THRU....  
PEEL OFF....PASS THRU....WHEEL & DEEL....  
BOYS SWING THRU....BOYS EXTEND TO A WAVE....  
BOYS RUN....SLIDE THRU....LEFT ALLE....S.D. BOX 1-4.

-----  
1P-2P....PASS THRU....WHEEL & DEEL....DOUBLE PASS THRU....  
PEEL OFF....BEND THE LINE....PASS THRU....WHEEL & DEEL....  
GIRLS SQUARE THRU 3/4....MEN..COURTESY TURN THE GIRL YOU FACE....  
FLUTTER WHEEL....SWEEP 1/4....PASS THRU....TRADE BY....  
BOX THE GNAT....GRAND RIGHT & LEFT....

-----  
HEADS ROLLAWAY....CIRCLE 8....FOUR BOYS UP & BACK....  
BOYS SWING THRU....SPIN THE TOP....  
BOYS EXTEND TO A WAVE....BOYS RUN....LEFT ALLE.... 1P-2P



## EXPERIMENTAL WORKSHOP:

Last month in the advanced supplement I put an experimental call, LINEAR CYCLE, in for your review, with the method of teaching that we used, the call really can be taught easily to dancers with mainstream experience but really should be limited to the plus dancers and maintain the experimental program at mainstream to the Callerlab quarterly figures...

LINEAR CYCLE....Lee Kopman

From an ocean wave formation the initial action is for the dancers to hinge 1/4...Then the dancer facing out will fold and all dancers will tag all the way thru then finish the action with a peel to the right action.. The peel to the right ending is a little different but not at all difficult...The leader in the completed tag formation will peel right to face back in as the trailer also peels right about face to couple up....

As the action takes place you can cue the individual movements easily.....

BOX 1-4..DO SA DO TO A WAVE...LINEAR CYCLE..  
SLIDE THRU..LEFT ALLE...Zero...

BOX 1-4..WAVE...GIRLS TRADE..LINEAR CYCLE..SWEEP 1/4..  
LEFT ALLE...Zero...

1P-2P..DO SA DO TO A WAVE... (each wave) LINEAR CYCLE..  
PASS THRU..LEFT ALLE....

BOX 1-4..SWING THRU..LINEAR CYCLE..  
BOX the GNAT...PASS THE OCEAN..  
RECYCLE..PASS TO THE CENTER..SQUARE THRU 3/4..LEFT ALLE..

The starting action of a hinge, allows us to expand the starting formation to two faced lines, by using a partner hinge as the initial action.....

BOX 1-4..SWING THRU..BOYS RUN..COUPLES CIRCULATE..  
LINEAR CYCLE..SWEEP 1/4...RIGHT & LEFT THRU..  
PASS THRU..TRADE BY..LEFT ALLE...

Teaching Linear Cycle is not difficult and your dancers may like the feel of the action... Please use good judgement when selecting experimentals for use with clubs, most folks enjoy DANCING what they know and will continue to hear in the way of basics, just keep mixing up the basics so they are used in an interesting manner and they won't be asking about alot of experimentals....

From normal facing couples in an eight chain thru box the following will set up the same ending two face line as calling a swing thru & boys run....

1. DO SA DOE TO A WAVE..GIRLS RUN...TAG THE LINE RIGHT.....
2. DO SA DOE TO A WAVE...GIRLS TRADE..RECYCLE..VEER LEFT....
3. PASS THE OCEAN...SPIN THE TOP...BOYS RUN.....
4. DO SA DOE TO A WAVE..SCOOT BACK..BOYS TRADE..BOYS RUN...
5. SLIDE THRU..RIGHT & LEFT THRU..FLUTTER WHEEL..SWEEP 1/4..VEER LEFT.

## THE PLUS PAGE:

CROSSFIRE is a Plus II call that can be fun to dance, the action from the basic formation starts from a two faced line, the ends cross fold as the centers trade then extend to end in columns when started from parallel two faced lines and ends in waves when started from end to end two faced lines... I like to use crossfire in a variety of ways as you will see by the examples....

BOX 1-4..SWING THRU..BOYS RUN..COUPLES CIRCULATE..  
CROSSFIRE..EIGHT CIRCULATE..BOYS RUN..  
SWING THRU..TURN THRU..LEFT ALLE..

BOX 1-4..SWING THRU..BOYS RUN..  
FERRIS WHEEL..CENTERS VEER LEFT...CROSSFIRE..  
CENTERS WALK & DODGE..RIGHT & LEFT THRU..  
PASS THRU..TRADE BY..LEFT ALLE..

1P-2P..SWING THRU..BOYS RUN..CROSSFIRE..  
WALK & DODGE..CHASE RIGHT..BOYS RUN..LEFT ALLE..

BOX 1-4..SWING THRU..BOYS RUN..TAG THE LINE RIGHT..  
COUPLES CIRCULATE..CROSSFIRE..BOYS RUN..  
STAR THRU..PASS THRU..WHEEL & DEAL..  
SQUARE THRU 3/4..LEFT ALLE...

ODD CROSSFIRE DANCES....Remember the rules state that the ends will cross fold & the centers will trade & extend.....

BOX 1-4..SWING THRU..BOYS RUN..TAG THE LINE..FACE IN....  
PASS THRU..CROSSFIRE...(girls cross fold..boys partner trade & extend to a wave)  
Ends with four boys in a wave in the 1/4 tag formation...  
BOYS SWING THRU..EXTEND TO A WAVE...BOYS RUN..  
STAR THRU..PASS THRU..TRADE BY..PASS THRU..LEFT ALLE....

BOX 1-4..DO SA DO TO A WAVE..GIRLS TRADE..GIRLS RUN..  
TAG THE LINE...FACE IN...PASS THRU..  
CROSSFIRE..GIRLS SWING THRU..EXTEND TO A WAVE..  
SCOOT BACK..BOYS RUN..STAR THRU..PASS THRU..LEFT ALLE..

HEADS PASS THRU..AROUND ONE TO A LINE...  
PASS THRU..CROSSFIRE..EXTEND TO A WAVE..  
SWING THRU..BOYS RUN..FERRIS WHEEL..  
SQUARE THRU 3/4...LEFT ALLE...

-----


## TRIPLE SCOOT BACK...

Triple Scoot starts from columns and the lead dancer in each column will simply run into the adjacent column as the three pairs of dancers on the diagonal will turn thru and step back to join right hands with the original adjacent dancer...Rules follow the basic scoot back action only three pairs are doing the turn thru action of the scoot back...

1P-2P..TOUCH 1/4..TRIPLE SCOOT..BOYS RUN..  
SQUARE THRU 3/4..LEFT ALLE..

1P-2P..TOUCH 1/4..TRIPLE SCOOT..8 CIRCULATE..  
TRADE & ROLL..SLIDE THRU..LEFT ALLE....

NOTES FOR CALLERS  
 JACK LASRY  
 1513 No. 46th AVE.  
 HOLLYWOOD, FLA. 33021



FIRST CLASS MAIL

MAL 'YIKES' CAMERON  
 RFD #1 BOX 97-A  
 DEERFIELD NH 03037

# notes JACK A. LASRY 1513 N. 46th AVE. / HOLLYWOOD, FLORIDA 33021 / (305) 981-7788

# FOR CALLERS

DECEMBER 1979

VIEWPOINT .....	56
BASIC CHOREO. TRANSITIONS.....	56
MAINSTREAM A. P. D. ....	57
DANCING THE QUARTERLY EXPERIMENTALS .....	58
BEGINNERS CLASS ROUTINES .....	58
THE PLUS PROGRAM	
PAIR OFF .....	59
SWAP AROUND .....	59
INDEX FOR 1979 .....	60

VIEWPOINT:

The Holiday Season is around the corner and often our dancers turn their attention to many other activities. Please be aware that this is the time for us to go easy and keep our dances and classes on the light side.,

Your beginners classes should be moving along smoothly by now but again keep in mind that each class should be a DANCE and the class members should leave with a feeling of really enjoying Square Dancing... Don't let your class get so serious that the FUN is lost.....

Our 6 man caller school is full but the school for newer callers set for July 13-17 has space...Write for a flyer....

The December issue will be the last one for 1979. Your renewal notice was sent with the November issue...Take a minute and send it in so as not to miss a single issue...

-----  
BASIC CHOREOGRAPHY:

For the callers who like to use some memorized transitions from one formation into another known formation I have selected a few that will start at the basic Box 1-4 or the Box 3-2 (heads 1/2 square thru) and result in a 1P-2P line.....

BOX 1-4..DO SA DO TO A WAVE..SCOOT BACK..  
BOYS CIRCULATE..BOYS RUN..BEND THE LINE...1P-2P..

BOX 1-4..DO SA DO TO A WAVE..GIRLS TRADE..GIRLS CIRCULATE..  
RECYCLE..RIGHT & LEFT THRU..STAR THRU....1P-2P..

BOX 1-4..SWING THRU..SPIN THE TOP..RIGHT & LEFT THRU..  
DIXIE STYLE TO A WAVE..BOYS CROSS RUN..BOYS CIRCULATE..  
GIRLS TRADE..RECYCLE..STAR THRU.....1P-2P..

BOX 1-4..SWING THRU..SPIN THE TOP TO A CURLIQUE..  
8 CIRCULATE..BOYS RUN..RIGHT & LEFT THRU..STAR THRU...1P-2P..

BOX 3-2..DO SA DO TO A WAVE..GIRLS TRADE..GIRLS CIRCULATE..  
SWING THRU..BOYS RUN..BEND THE LINE....1P-2P..

BOX 3-2..SWING THRU..BOYS RUN..BOYS CIRCULATE..  
GIRLS TRADE..BEND THE LINE...1P-2P..

BOX 3-2..RIGHT & LEFT THRU..SLIDE THRU..  
TOUCH 1/4..8 CIRCULATE..TRADE & ROLL TO FACE..  
BOX THE GNAT..RIGHT & LEFT THRU...1P-2P...

-----  
I have received quite a few requests for additional transition combinations and during the coming year I will spend time with a few each month..

See how you can take the above transitions and by changing around some of the calls come up with additional transitions!!!!!!

## MAINSTREAM DANCING A P D.

Adding A P D to the mainstream program can provide the "challenge" necessary for some dancers. If you have a club that dances Mainstream and a few are pushing you to go into the plus programs for additional vocabulary you can often satisfy this need with some "challenging" mainstream dancing thru the use of all position dancing....

HEADS RIGHT & LEFT THRU..ROLLAWAY 1/2 SASHAY..  
CIRCLE EIGHT...BOYS PASS THRU..CLOVERLEAF....  
GIRLS TOUCH 1/4..WALK & DODGE..AROUND ONE TO A LINE..  
PASS THRU..TAG THE LINE RIGHT...BOYS CROSS RUN...  
WHEEL & DEAL...LEFT ALLE...sd box 1-4

HEADS PASS THRU..U TURN BACK...CIRCLE EIGHT...  
BOYS CROSSTAIL THRU..AROUND ONE TO A LINE...  
PASS THRU..TAG THE LINE..CLOVERLEAF...  
BOYS SWING THRU..EXTEND TO A WAVE..BOYS RUN..  
PASS THRU..WHEEL & DEAL..SQUARE THRU 3/4..LEFT ALLE...box 1-4

HEADS SQUARE THRU FOUR...SIDES ROLLAWAY 1/2 SASHAY...  
DO SA DO TO A WAVE..SPIN CHAIN THRU..  
BOYS RUN..STAR THRU..PASS THRU..TRADE BY..  
BOX THE GNAT..GRAND RIGHT & LEFT....

HEADS PASS THRU..AROUND ONE TO A LINE...  
PASS THRU..TAG THE LINE RIGHT...FERRIS WHEEL..  
DOUBLE PASS THRU..CLOVERLEAF..ZOOM...  
GIRLS SQUARE THRU 3/4..STAR THRU..COUPLES CIRCULATE..  
FERRIS WHEEL...DOUBLE PASS THRU..TRACK II...  
RECYCLE..PASS TO THE CENTER..SQUARE THRU 3/4..LEFT ALLE....

1P-2P..PASS THRU..BOYS RUN..CENTERS TRADE..  
RECYCLE..VEER LEFT..FERRIS WHEEL..DOUBLE PASS THRU..  
GIRLS PARTNER TRADE..CURLIQUE..(balance)  
8 CIRCULATE..SWING THRU..RECYCLE..  
SQUARE THRU..ON THE THIRD HAND..GRAND RIGHT & LEFT....

BOX 1-4..RIGHT & LEFT THRU..STAR THRU..  
PASS THRU..U TURN BACK..SQUARE THRU...GRAND RIGHT & LEFT....

HEADS SQUARE THRU FOUR..SIDES ROLLAWAY 1/2 SASHAY..  
SQUARE THRU FOUR MORE..TAG THE LINE IN...  
STAR THRU..CENTERS IN CAST OFF 3/4..  
STAR THRU..ZOOM..SQUARE THRU 3/4..LEFT ALLE..box 1-4.

HEADS ROLLAWAY 1/2 SASHAY..HEADS LEAD RIGHT CIRCLE TO A LINE..  
LADIES BREAK TO A LINE...TOUCH 1/4..  
8 CIRCULATE..8 CIRCULATE..GIRLS WALK & DODGE...  
THOSE WHO CAN STAR THRU..THE OTHER GIRL PUT CENTERS IN..CAST OFF 3/4..  
LINES UP & BACK..SLIDE THRU..LEFT ALLE...sd box 1-4

HEADS PASS THRU..AROUND ONE TO A LINE..PASS THRU..WHEEL & DEAL..  
GIRLS DO SA DO TO A WAVE..FAN THE TOP..GIRLS PASS THRU..U TURN BACK..  
BOYS DO SA DO TO A WAVE..FAN THE TOP..  
EXTEND TO A WAVE..BOYS RUN..SLIDE THRU..LEFT ALLE..sd box 1-4

DANCING THE CALLERLAB QUARTERLY EXPERIMENTALS FOR MAINSTREAM.

1P-2P..PASS THRU..WHEEL & DEAL..DOUBLE PASS THRU..  
PEEL OFF...TOUCH 1/4..TRACK & TRADE..  
FERRIS WHEEL..CENTERS STEP TO A WAVE..  
PING PONG CIRCULATE..EXTEND TO A WAVE..  
GIRLS TRADE..RECYCLE..SWING THRU..TURN THRU..LEFT ALLE..  
-----

1P-2P..RIGHT & LEFT THRU..DIXIE DERBY..  
COUPLES CIRCULATE..BOYS RUN..BOYS TRADE..  
SPIN THE TOP..CROSSTAIL THRU..LEFT ALLE..  
-----

1P-2P..TOUCH 1/4..8 CIRCULATE..TRADE & ROLL..  
CENTERS SQUARE THRU FOUR...ENDS STAR THRU..  
CENTERS IN..CAST OFF 3/4...STAR THRU..  
CENTERS SQUARE THRU 3/4..LEFT ALLE.....box 1-4  
-----

HEADS PASS THRU..AROUND ONE TO A LINE..  
PASS THRU..U TURN BACK...TOUCH 1/4..  
TRACK & TRADE..1/2 TAG..WALK & DODGE..PARTNER TRADE..  
PASS THRU..WHEEL & DEAL..ZOOM..SQUARE THRU 3/4..LEFT ALLE..box 1-4  
-----

1P-2P..PASS THRU..WHEEL & DEAL.....CENTERS DO SA DO TO A WAVE..  
PING PONG CIRCULATE..CENTERS SWING THRU..BOYS RUN..  
1/2 TAG..WALK & DODGE..CLOVERLEAF..  
DOUBLE PASS THRU..LEAD COUPLE..PARTNER TRADE..LEFT ALLE.. box 1-4  
-----

1P-2P..STAR THRU..PASS THRU..TRADE BY..  
SWING THRU..SPIN THE TOP..RIGHT & LEFT THRU..  
DIXIE DERBY..COUPLES CIRCULATE..GIRLS CROSS RUN..GIRLS CIRCULATE..  
BOYS TRADE..TAG THE LINE RIGHT..GIRLS TRADE..  
WHEEL & DEAL..SQUARE THRU 3/4..TRADE BY..LEFT ALLE..sd box 1-4  
-----

BEGINNERS CLASS PRACTICE ROUTINES:

HEAD COUPLES SQUARE THRU FOUR HANDS..  
SQUARE THRU WITH THE OUTSIDE TWO..  
CALIF. TWIRL...STAR THRU..DIVE THRU..SQUARE THRU 3/4..LEFT ALLE..  
-----

HEADS 1/2 SQUARE THRU..1/2 SQUARE THRU THE OUTSIDE TWO..  
BEND THE LINE..SQUARE THRU FOUR HANDS..  
CENTERS SQUARE THRU FIVE OTHERS CALIF. TWIRL..LEFT ALLE..  
-----

BOX 1-4..DO SA DO TO A WAVE..BOYS CIRCULATE..GIRLS CIRCULATE..  
ALL 8 CIRCULATE...SWING THRU..GIRLS CIRCULATE..BOYS CIRCULATE..  
ALL 8 CIRCULATE..BOYS RUN..WHEEL & DEAL..LEFT ALLE..  
-----

HEADS STAR THRU..PASS THRU..U TURN BACK..  
STAR THRU..U TURN BACK..STAR THRU..LEFT ALLE..  
-----

BOX 1-4..DO SADO TO A WAVE..BOYS TRADE..GIRLS TRADE..  
SWING THRU..GIRLS TRADE..BOYS TRADE..  
BOYS RUN..WHEEL & DEAL..LEFT ALLE..  
-----

Provide for LOTS of opportunity for your beginners to DANCE the basics they have been taught. As the knowledge and basic understanding of how to do a figure increases, provide for the opportunity to gain reaction response time to dancing the basic..

## THE PLUS PAGE:

PAIR OFF is on the Plus I program and often dancers are acquainted only with a pair off from a static square, such as Heads Pair Off.... The action of a Pair off means to take the dancer you are facing and by making a 1/4 turn to place you back toward the relative center of the square end up with the person you were facing as your partner...

### Positions for Pair Off:

1. Static Square... Heads (Sides) Pair off...Ends in an 8 Chain thru Box.
2. From lines of four...Pair Off ...Ends in a completed double pass thru set up.
3. From an eight chain thru box..Pair Off..Ends in lines facing out..

HEADS PAIR OFF..RIGHT & LEFT THRU..  
PASS TO THE CENTER..SQUARE THRU 3/4..LEFT ALLE..

1P-2P..PAIR OFF..CENTERS IN..CAST OFF 3/4..LEFT ALLE...zero..

HEADS PASS THRU..AROUND ONE TO A LINE..PAIR OFF..  
CLOVERLEAF..ZOOM..SQUARE THRU..3/4..LEFT ALLE...box 1-4

1P-2P., PAIR OFF..CLOVERLEAF..LEFT ALLE....

BOX 1-4..WAVE..RECYCLE..PAIR OFF..BOYS RUN..  
SCOOT BACK...BOYS RUN..PASS THE OCEAN..  
RECYCLE..PASS TO THE CENTER..SQUARE THRU 3/4..LEFT ALLE..

HEADS TOUCH 1/4..WALK & DODGE..  
PAIR OFF & ROLL..CENTERS SQUARE THRU 3/4..  
CENTER IN.. CAST OFF 3/4..PASS THRU..U TURN BACK..  
CENTERS SQUARE THRU FOUR..ENDS STAR THRU..  
SWING THRU..TURN THRU..LEFT ALLE...

1P-2P..PASS THRU..WHEEL & DEAL..CENTERS PAIR OFF & CLOVERLEAF..  
NEW CENTERS PASS THRU..SWING THRU..BOYS RUN..  
1/2 TAG..WALK & DODGE..PARTNER TRADE & ROLL..GRAND RIGHT & LEFT..

-----

## SWAP AROUND:

Swap Around is a Plus II call and really you have to call it alot to gain good dancer reaction. I could do without swap around but it's on our list so our dancers should become acquainted.....From a facing couple the girls position will walk across the set into the position of the dancer they are facing ending facing out...The dancer in the boys position will run right into the vacating adjacent dancers position to end facing out...You will end back to back with your starting partner.... The boys action requires a quick response as the girls are moving across the set and we want the boys to have completed their action prior to the girls getting in their way...

BASIC PRACTICE:  
HEADS SWAP AROUND..CALIF. TWIRL..  
SIDES SWAP AROUND..CALIF. TWIRL..  
FOUR LADIES CHAIN..zero..

1P-2P..SWAP AROUND..BOYS RUN..WALK & DODGE..  
CHASE RIGHT..BOYS RUN..LEFT ALLE...zero.

-----1P-2P..PASS THRU..WHEEL & DEAL..CENTERS SWAP AROUND..LEFT ALLE...-----

CORRECTION PAGE 54..November notes..The first example in ways to set up two faced lines should have the girls trade then run....

## INDEX FOR NOTES FOR CALLERS 1979

MAINSTREAM L.T.D.  
Pages 1, 2, 6, 15  
26, 27, 34.

### SIGHT CALLING.

Pages 4, 8, 13

### THE BASICS:

Box The Gnat. 6  
All around the Left hand lady. 6  
Recycle. 16  
Fan The top. 17  
Scoot Back. 18  
Reverse Flutter Wheel. 28  
Cloverleaf. 36  
Walk & Dodge apd. 38, 39  
Pass The Ocean..42  
Run..42, 43  
Dixie Style..46  
Cast Off..48  
Tag The Line..49  
8 Chain Thru. 51

### THE PLUS PROGRAM:

Diamond Circulate. 5  
Flip The Diamond. 10  
Trade The Wave. 15  
Peel The Top. 20  
Chase Right. 25  
Coordinate. 25  
Load The Boat variations 35  
Anything & Roll. 39, 40  
Single Circle to a wave. 45  
Explode the wave. 45  
Triple Trade. 50  
Curley Cross. 50  
Cross Fire. 55  
Triple Scoot. 55  
Pair Off. 59  
Swap Around. 59

### EXPERIMENTALS: Callerlab Quarterlys.

Two Steps at a Time..3  
Variations of Two Steps..9  
Launch It (track & trade) 9, 33, 37  
Dixie Derby. 24, 37  
Make me a Column.. 32, 37

### EXPERIMENTALS:

Cross Roll to an Ocean Wave. 14  
Connect The Top..14  
Star to a Column..24  
Load The Windmill..29  
Dixie Fire..29  
Magic Columns 30  
TradeOff..40  
Linear Cycle..54

---

There is still time to plan your attendance to the Callerlab Convention in Miami Beach.  
If you would like to attend and have not received the opportunity please rush me your name and I will be happy to see that you receive an invitation..Truly it is a very worthwhile experience to see for yourself how Callerlab works and how the callers in attendance dig in a really cover the subject at hand.....

This is our last issue for 1979...Hope you have found the notes helpful in planning and working out your dances...Time to renew.....