


NOTES FOR CALLERS  
JACK LASRY  
1513 NO. 46th AVE.  
HOLLYWOOD, FLA. 33021



FIRST CLASS MAIL

RAY AUBUT'S  
105 SLADEN ST  
DRACUT MA 01826

**notes** JACK A. LASRY 1513 N. 46th AVE. / HOLLYWOOD, FLORIDA 33021 / (305) 981-7788  
**FOR CALLERS**

JANUARY 1982

VIEWPOINT .....	1
BASIC CHOREO..Ferris Wheel .....	1
CALLERLAB QUARTERLY EXPERIMENTAL	
HINGE & FLUTTER .....	2
RELEASE THE COLUMN .....	3
PLUS EXP...Z COORDINATE .....	4,5.

## VIEWPOINT:

1982 !!!!!Wow how the years seem to fly by...If we had all the drop out dancers back in the activity we would have the largest recreation in the world....If we don't start to attack the reasons people drop out and do something to correct this problem we will no better off in 1983 then we are today.....WE MUST SLOW DOWN THE PACE OF LEARNING in order to slow down the drop out rate....Until the leading callers and teachers in each community recognize the real problems new dancers face in learning to dance we cannot begin to attack the problem successfully....I suggest a round table discussion at all callers meetings with the idea that FIRST WE ARE CONCERNED ABOUT THE LOSS OF BEGINNERS and SECOND WORK OUT A PLAN TO WORK TOGETHER TO SOLVE THIS NATIONAL PROBLEM AT THE GRASS ROOTS LEVEL.....

HAPPY NEW YEAR TO YOU ALL AND MAY 1982 BRING TO YOUR SQUARE DANCERS A HAPPY FUN FILLED YEAR OF EXCITING SQUARE DANCING!!!!

Last month we mentioned an idea from Ron Schneider based upon the chain doen the line call which he called down the line flutter wheel.....Many of you brought to our attention the fact that this has been a call published several years ago, Flutter the Line which is the same exact movement.....The action as we mentioned is still best called directionally !!! Thanks to you who wrote in about the call.....We have several experimentals this month that have been selected by Callerlab as quarterly selections for the first quarter of 1982.

At the mainstream plateau the selections are HINGE & FLUTTER and RELEASE THE COLUMN.  
At the Advanced plateau the selections are Zing and MINI BUSY.

-----

## BASIC SHOREOGRAPHY:

FERRIS WHEEL is really one of the most used basics at the average dance, many dancers dance Ferris Wheel poorly even if they do end up in the correct position....Many dancers who are the facing in couples in the two faced line start their wheel & deal action to soon and end up backing up into position....The facing in dancers should extend to the center and form for a second a two faced line in the center of the set THEN do the wheel & deal portion...A teaching hint is for the facing in folks to have the centers touch hands to establish the center two faced line then wheel & deal..... The majority of mainstream and plus dancers do Ferris Wheel from right handed two faced lines, Lets try a few left handed set ups...

TO SET UP A LEFT HANDED TWO FACED LINE :

ZERO BOX..SWING THRU..BOYS RUN TAG THE LINE LEFT....

Next talk about dancing a Ferris Wheel from here then call it and I'm sure there will be very few problems...

CENTERS PASS THRU....LEFT ALLE.....The same basic zero as from a right handed two faced line.....

ZERO BOX..SWING THRU..BOYS RUN..TAG THE LINE LEFT..  
COUPLES CIRCULATE..FERRIS WHEEL..ZOOM..  
CENTERS SQUARE THRU 3/4..LEFT ALLE....

ZERO BOX..DO SA DO TO A WAVE..GIRLS TRADE..GIRLS RUN..  
TAG THE LINE LEFT..COUPLES CIRCULATE..TAG THE LINE LEFT..  
FERRIS WHEEL..ZOOM..SQUARE THRU 3/4..LEFT ALLE...

-----

## CALLERLAB QUARTERLY SELECTIONS FOR THE FIRST QUARTER OF 1982....

### HINGE & FLUTTER....Ron Schneider.

FROM ANY OCEAN WAVE....The dancers will single hinge (hinge 1/4) then the In facing dancers will do a reverse flutterwheel action as the out facing dancers make a right face turn to picked up by the dancers facing in and finish as a flutter action with the couples facing...

FROM ANY WAVE (right handed) the action equals a sweep 1/4.....

FROM THE WAVE IF THE CENTERS (girls) TRADE then HINGE & FLUTTER....This equals a slide thru.....

### FOLLOWING A HINGE & FLUTTER YOU CAN:

1. SWEEP 1/4.
2. VEER RIGHT..
3. DIXIE STYLE TO A WAVE...If you have good timing...don't break the flow.....
4. All forward calls....Right & Left Thru, Pass The Ocean....etc....

ZERO BOX..WAVE..HINGE & FLUTTER..PASS THE OCEAN..RECYCLE..LEFT ALL...

ZERO BOX..WAVE..GIRLS TRADE..HINGE & FLUTTER..  
RIGHT & LEFT THRU..SLIDE THRU..LEFT ALLE....

ZERO LINE....DO SA DO TO A WAVE..HINGE & FLUTTER..  
SWING THRU..TURN THRU..LEFT ALLE....

### A FEW DANCE EXAMPLES:

ZERO LINE..CENTERS BOX THE GNAT THEN FAN THE TOP...HINGE & FLUTTER..  
THE ENDS STAR THRU..ALL CIRCLE LEFT....  
LADIES ROLLAWAY 1/2 SASHAY...LEFT ALLE....

ZERO LINE..PASS THRU..WHEEL & DEAL..CENTERS PASS THE OCEAN...  
CENTERS HINGE & FLUTTER...OTHERS DIVIDE .....ALL STAR THRU...  
ZOOM..SQUARE THRU 3/4..LEFT ALLE.....

### USING HINGE & FLUTTER WITH PLUS BASICS:

HEADS PASS THRU..AROUND ONE TO A LINE... ENDS LOAD THE BOAT...  
CENTERS PASS THE OCEAN & HINGE & FLUTTER.. SWEEP 1/4..  
DOUBLE PASS THRU..TRACK II..HINGE & FLUTTER..  
PASS THRU..WHEEL & DEAL..SQUARE THRU 3/4..LEFT ALLE....

ZERO LINE..RIGHT & LEFT THRU..DIXIE STYLE TO A WAVE..  
TRADE THE WAVE..HINGE & FLUTTER.. (zero)  
LOAD THE BOAT...SQUARE THRU 3/4..LEFT ALLE...

ZERO BOX..SWING THRU..GIRLS FOLD..PEEL THE TOP..  
HINGE & FLUTTER..SWEEP 1/4..SLIDE THRU..LEFT ALLE....

ZERO LINE..TOUCH 1/4..COORDINATE..COUPLES CIRCULATE..  
GIRLS HINGE..DIAMOND CIRCULATE..FLIP THE DIAMOND..GIRLS TRADE..  
HINGE & FLUTTER..SLIDE THRU..LEFT ALLE....

## CALLERLAB QUARTERLY SELECTION....

### RELEASE THE COLUMN.....Phil Kozlowski

From a standard column the second and fourth dancers will move up to the outside of the dancer in front of them to form a couple from here you will complete a ferris wheel action... The action ends in a double pass thru formation... The action is easily learned when the columns are standard and the second & fourth dancers are BOYS .....When you try this one from all positions you will create alot of dancer frustration.....I suggest that you keep this one standard position for the average dance club..... This figure was a quarterly selection at the advanced level last year but was dropped....I don't feel the committee who selected the two calls for this quarter were looking at the possibility of a long life basic...My opinion is that we could get along without release the column at mainstream.....

PERHAPS CALLERLAB SHOULD DEBATE THE POSSIBILITY OF CHANGING THE QUARTERLY SELECTIONS TO BE SELECTIONS FOR THE PLUS PROGRAM AND LEAVE THE MAINSTREAM DANCE PROGRAM ALONE.....

ZERO LINE..TOUCH 1/4..RELEASE THE COLUMN...  
ZOOM..SWING THRU..TURN THRU..LEFT ALLE...

ZERO LINE..CURLIQUE..RELEASE THE COLUMN..  
CENTERS SWEEP 1/4..LEFT ALLE.....

ZERO BOX..TOUCH 1/4..SPLIT CIRCULATE..BOYS RUN..  
TOUCH 1/4..RELEASE THE COLUMN..  
ZOOM..PASS THRU..LEFT ALLE.....

ZERO LINE..RIGHT & LEFT THRU..ROLLAWAY 1/2 SASHAY..  
TOUCH 1/4..8 CIRCULATE..RELEASE THE COLUMN..  
CENTERS PASS THRU..SLIDE THRU..RIGHT & LEFT THRU..  
DIXIE STYLE TO A WAVE..LEFT ALLE...

### USING RELEASE THE COLUMN WITH PLUS BASICS:

ZERO LINE..TOUCH 1/4..RELEASE THE COLUMN & SPREAD.....  
CENTERS SWING THRU..SPIN THE TOP....ENDS STAR THRU..  
EXTEND TO A WAVE..SCOOT BACK..BOYS RUN..  
COUPLES CIRCULATE..GIRLS HINGE..FLIP THE DIAMOND..  
TURN THRU..LEFT ALLE....

ZERO LINE..TOUCH 1/4..RELEASE THE COLUMN..  
CENTERS SINGLE CIRCLE TO A WAVE..EXTEND TO A WAVE..  
SPLIT CIRCULATE..SWING THRU..TURN THRU..LEFT ALLE.....

### FROM A LEFT HANDED COLUMN:

ZERO LINE..LEFT TOUCH 1/4..8 CIRCULATE..  
RELEASE THE COLUMN..CENTERS STAR THRU & CLOVERLEAF..  
NEW CENTERS SWING THRU..EXTEND TO A WAVE..  
ALL 8 CIRCULATE..RECYCLE..SWING THRU..TURN THRU..LEFT ALLE...

The two quarterly Callerlab selections are suggested for clubs who enjoy some experimenting. If you have not sent in your ballot voting on last years quarterly selections Please do so... Only thru your votes can callerlab keep its finger on the pulse of the activity...

## EXPERIMENTAL WORKSHOP FOR PLUS DANCERS AND ABOVE:

### Z COORDINATE.....Kip Garvey.

I have had several letters requesting information on this call....I have held back from rushing it into the notes because I wanted to explore it fully and provide you with some VERY useful teaching hints....Mission accomplished so here goes...By the way I like the call very much as it dances well, times out well can be easily used from several formations and the rules hold true under all conditions.....

For a starting point I suggest the following set up.....

Zero Box..SWING THRU..BOYS RUN..TAG THE LINE RIGHT...

From here I introduce Z Coordinate.....I have found that the following information is very helpful to the dancers and if repeated often enough over several weeks it really helps... Tell the dancers that the centers of the two faced line (boys) will extend as the ends of the line (girls) will slide side ways together.....This will set up a column of three pairs and the lonesome lead boys....The three pairs as in a coordinate will trade and the centers of that column will slide apart and move up beside the dancers in front as the lonesome lead boys move in a circulate action to become the other end of the forming two faced line.....

NOTE:.. We started with the boys as centers of the two faced line so that the ending action is the same as a basic coordinate from common columns... To get out call a wheel & deal and you will be back in a zero box.....

Tell the centers of your two faced lines that those dancers facing in will always extend and will become the center pair in the column of three pairs and they will ALWAYS be the dancers who after the trade portion will move apart and forward.....The center of the two faced line who are facing out....need to be aware which hand is forming the center of the two faced line...If it is the right hand as in our introduction figure after they extend their circulate will be to the right....If it is their left hand they will circulate to their left after they extend.....ENDS OF LINES OR WAVES WILL ALWAYS SLIDE TOGETHER, TRADE AND FREEZE.....

If the action starts from a two faced line you end in a two faced line, if started in a wave you end in a wave. You can even use Z coordinate from 3 & 1 lines of a specific set up...

### Z COORDINATE FROM TWO FACED LINES:

ZERO BOX..SWING THRU..BOYS RUN..TAG THE LINE RIGHT..

Z COORDINATE..FERRIS WHEEL..CENTERS PASS THRU..LEFT ALLE...

ZERO BOX..WAVE..GIRLS TRADE..RECYCLE..VEER LEFT..COUPLES CIRCULATE..

TAG THE LINE RIGHT..Z COORDINATE..FERRIS WHEEL..

ZOOM..SQUARE THRU 3/4..LEFT ALLE....

### Z COORDINATE FROM THE DIXIE STYLE WAVE:

I find this formation to be the second one I explore....

ZERO BOX..SWING THRU..SPIN THE TOP..RIGHT & LEFT THRU..

DIXIE STYLE TO A WAVE...Z COORDINATE...( starts in a wave ends in a wave)

RECYCLE..LEFT ALLE....

ZERO LINE..RIGHT & LEFT THRU..DIXIE STYLE TO A WAVE..

Z COORDINATE..GIRLS RUN..WHEEL & DEAL..GRAND RIGHT & LEFT....

### Z COORDINATE FROM A STANDARD WAVE:

ZERO BOX ..SWING THRU...(tell the dancers they will end in a left hand wave..Remind the center facing out that this center hand is a left and that tells him to circulate left after the extend...Z COORDINATE..TRADE THE WAVE..BOYS RUN..

WHEEL & DEAL..LEFT ALLE...zero...

Z COORDINATE cont: From standard waves.

ZERO LINE..PASS THE OCEAN..SWING THRU..Z COORDINATE..  
BOYS CROSS RUN..GRAND RIGHT & LEFT.....

NEXT I WORKSHOP Z COORDINATE WITH THE GIRLS AS CENTERS OF THE ACTION:

ZERO BOX..SWING THRU..BOYS RUN.....

Review some of the rules the most important are:

1. Ends will slide together, trade & freeze...
2. Centers facing IN, will extend, trade, move up to become the ends.
3. Center facing out, will extend and circulate right or left depending upon the center hand of the formation.

Z COORDINATE..BOYS HINGE..FLIP THE DIAMOND..  
GIRLS TRADE..RECYCLE..LEFT ALLE...

ZERO LINE..PASS THE OCEAN..SCOOT BACK..  
BOYS RUN..Z COORDINATE..BOYS CROSS RUN..  
WHEEL & DEAL..PASS THRU..LEFT ALLE....

Z COORDINATE FROM WAVES WITH GIRLS AS CENTERS...

ZERO BOX ..WAVE...Z COORDINATE...(ends in a left hand wave)  
BOYS CROSS RUN..RECYCLE..PASS TO THE CENTER..  
SQUARE THRU 3/4..LEFT ALLE.....

ZERO LINE..RIGHT & LEFT THRU..DIXIE STYLE TO A WAVE..BOYS TRADE..  
LEFT SWING THRU..Z COORDINATE..BOYS RUN..BEND THE LINE..  
RIGHT & LEFT THRU..DIXIE STYLE TO A WAVE..SLIP THE CLUTCH..LEFT ALLE....

Z COORDINATE FROM THREE & ONE LINES:

The set up here is to have the centers of the line in opposite facing directions with the ends of the line facing in the same direction...Any 3 & 1 line of this type will allow you to use Z coordinate...The ends as they slide together will partner trade as the centers dance their action along with the standard action, ends back in a 3 & 1 line...

ZERO BOX ..SWING THRU..BOYS RUN..GIRLS TRADE,..GIRLS WALK & DODGE..  
GIRLS RUN..Z COORDINATE..GIRLS RUN...GIRLS PASS THRU & FACE IN...  
BOYS WALK & DODGE..& CLOVERLEAF...GIRLS PASS THRU..  
TOUCH 1/4..BOYS TRADE..BOYS RUN..WHEEL & DEAL..LEFT ALLE.....

Don't expect to have mastery of all the formations in one night, take your time and get acquainted with a call that I feel has the possibilities of lasting a while....It also might help alot of dancers gain an insight into the basic coordinate from an APD concept...

I really feel your dancers will like this one if taught and drilled well.....

Our 7 person caller schools are filling up, the August 14-18 school has the most open spots so if that fits your schedule and you desire a real opportunity to learn the full concept of sight calling write for a flyer.....

I have a supply of the JL 100 Mikes....The cost is still \$76.00 plus \$4.00 postage & Ins..  
The mike head fits onto the hilton mike base and all volume controls will work fine...  
For use with a Clinton or Newcomb you need the cable with transformer, cost is \$35.00

NOTES FOR CALLERS  
 JACK LASRY  
 1513 NO. 46th AVE.  
 HOLLYWOOD, FL. 33021



FIRST CLASS MAIL

RAY AUBUT  
 105 SLADEN ST  
 DRACUT MA 01826

**notes** JACK A. LASRY 1513 N. 46th AVE. / HOLLYWOOD, FLORIDA 33021 / (305) 981-7788  
**FOR CALLERS**

FEBRUARY 1982

BASIC CHOREO.....	6
DANCING THE BASIC PROGRAM.....	6
CENTERS OUT.....	7
DI XIE STYLE RECYCLES.....	8
DANCING MAINSTREAM.....	8
PLUS PROGRAM..TRADE THE WAVE & ROLL.....	9
DANCING PLUS I .....	10
DANCING PLUS II.....	10

## VIEWPOINT:

The Callerlab Convention is around the corner and with it will come the opportunity for us to make additional contributions toward the Square Dance activity...The big one on my mind is the move to make the plus program one, not a plus 1 and plus 2 but a combined program called the PLUS program....We have had a year to think about this proposal WHAT DO YOU THINK????Make your feelings known by letter to the callerlab office....

The winter and spring class level programs are moving into the period where you must be aware of saturation by the dancers...Plan to have a few float nights with lots of dancing giving the class a chance to get on firm ground with the basics you have taught .....

-----

## BASIC CHOREOGRAPHY:

FERRIS WHEEL, is one of the most used basics at the mainstream plateau...It is often danced poorly by many dancers and allowed to dance poorly by many callers!!!!The facing in couple often start their wheel & deal portion way too soon which causes them to be backing up into position rather than moving forward into the center forming the two faced line then starting the wheel & deal...Look for this and take a second to correct this poor dancing habit...One problem could be the callers timing...If you short cut the timing you will rush the center dancers...It takes a bit longer (2 beats) to dance the facing in portion then it does to dance the facing out portion!!!!!!

-----

## DANCING THE BASIC 48:

HEADS PASS THRU..AROUND ONE TO A LINE...  
CENTERS SQUARE THRU FOUR..ENDS STAR THRU...  
PASS THRU..TRADE BY..LEFT ALLE..

ZERO LINE..PASS THRU..BOYS RUN RIGHT..  
CENTERS TRADE..SWING THRU...  
GIRLS RUN..BOX THE GNAT..CROSSTAIL THRU..LEFT ALLE...

HEADS STAR THRU..ZOOM..DOUBLE PASS THRU..  
ALL PARTNER TRADE..CENTERS PASS THRU..DO SA DO TO A WAVE...  
ALL 8 CIRCULATE..BOYS TRADE..GIRLS TRADE..  
GIRLS RUN..BEND THE LINE..LEFT ALLE...

ZERO LINE..PASS THE OCEAN..BOYS CIRCULATE..GIRLS TRADE..  
SWING THRU..BOYS TRADE..BOYS RUN..  
FERRIS WHEEL..ZOOM..SQUARE THRU 3/4..LEFT ALLE...

ZERO BOX..RIGHT & LEFT THRU..VEER LEFT..COUPLES CIRCULATE..  
BOYS RUN..GIRLS CIRCULATE..BOYS TRADE..  
BOYS RUN..BOYS CIRCULATE..GIRLS TRADE..  
COUPLES CIRCULATE..WHEEL & DEAL..STAR THRU...  
PASS THRU..BOYS RUN RIGHT..GIRLS RUN RIGHT..LEFT ALLE...

ZERO BOX..SWING THRU..BOYS RUN..BEND THE LINE...  
REVERSE FLUTTERWHEEL...PASS THE OCEAN...  
GIRLS TRADE..GIRLS RUN..COUPLES CIRCULATE..  
BOYS CROSS RUN..BEND THE LINE..  
STAR THRU..PASS THRU..TRADE BY..LEFT ALLE.....

ALLE. LEFT..GRAND RIGHT & LEFT..BOX THE GNAT WITH MOTHER...  
WRONG WAY GRAND..MEET MOTHER..RIGHT..MAKE A WRONG WAY THAR..  
MEN BACK UP....SHOOT THE STAR TO AN ALAMO STYLE BALANCE..  
LEFT ALLE...



CALLERLAB MAINSTREAM EMPHASIS CALLS / 1st QUARTER;

CENTRERS OUT:

The call Centers Out is a call that really we can Explore....The first thought is where can we use the call?...From any formation that a centers In can be called you can also call a centers OUT.... The common place will be the:

1. Completed Double Pass thru formation....You can arrive here with a full tag the line !!!
2. The un common place will be from an eight chain thru box....

AFTER A CENTERS OUT WHAT CAN YOU CALL????

1. From all formations you can call ENDS TRADE... ENDS CIRCULATE...
2. Ends RUN./CROSS RUN..
3. Ends FOLD./CROSS FOLD.
4. From the completed double pass thru...CENTERS OUT..BEND THE LINE...
5. " " " " " " " " " " " " " " " " " " CENTERS OUT..WHEEL & DEAL..
6. From the completed double pass thru..CENTERS OUT..COUPLES TRADE..
7. From the completed double pass thru..TAG THE LINE/ 1/2 TAG.
8. From the eight chain thru box CENTER OUT..HINGE 1/4..
9. From the eight chain thru box...CENTERS OUT..ENDS MOVE AHEAD & STAR THRU..

So you can see there is alot you can call using the Centers Out action..Lets look at some dance examples at the MAINSTREAM LEVEL.

ZERO LINE..PASS THRU..TAG THE LINE..  
CENTERS OUT..BEND THE LINE...(zero)  
SLIDE THRU..SQUARE THRU 3/4 ...LEFT ALLE...

ZERO LINE..PASS THRU..TAG THE LINE..CENTERS OUT...  
ENDS TRADE..CENTERS PARTNER TRADE..STAR THRU..PASS THRU..LEFT ALLE..

ZERO LINE..PASS THRU..WHEEL & DEAL..DOUBLE PASS THRU..  
CENTERS OUT..BEND THE LINE..STAR THRU..  
DOUBLE PASS THRU..CENTERS OUT..WHEEL & DEAL..  
GIRLS SQUARE THRU 3/4..STAR THRU..COUPLES CIRCULATE..  
BEND THE LINE..LEFT ALLE...

CENTERS OUT FROM AN EIGHT CHAIN THRU BOX:

HEADS SQUARE THRU FOUR..CENTERS OUT..ENDS TRADE..  
ALL STAR THRU..CENTERS PASS THRU..LEFT ALLE....

HEADS SQUARE THRU FOUR..CENTERS OUT..ENDS RUN...  
STAR THRU..PASS TO THE CENTER..SQUARE THRU 3/4..LEFT ALLE....

HEADS SQUARE THRU FOUR..CENTERS OUT..ENDS MOVE ALONG AND STAR THRU..  
CENTERS SQUARE THRU 3/4...CENTERS OUT..  
ENDS MOVE ALONG & STAR THRU..CENTERS SQUARE THRU 3/4..LEFT ALLE...

HEADS SQUARE THRU FOUR..CENTERS OUT..HINGE 1/4..  
CENTERS RUN..TOUCH 1/4..BOYS RUN..LEFT ALLE..

It is very necessary to spoon feed a few centers out calls, after the dancers catch on the key is TIMING....They are so used to a centers IN action that we must key in on the call...

You can provide lots of variety here so keep these ideas in mind and use them year round..

## DANCING MAINSTREAM : CREATIVE USE OF RECYCLE FROM DIXIE STYLE WAVES:

The use of Recycle from waves is how the call is listed on our Callerlab program...The dixie style formation is a wave and allows us some creative ways to use recycle...First place your dancers into a dixie style wave formation and from here talk about the girls doing a cross fold...Call a few cross fold figures with the girls....See examples below... Next set up the dixie style wave and talk about doing a RECYCLE from here..Tell the girls that they will be doing a cross fold or the "long walk" of the recycle...Tell the boys that as centers of the wave they will roll out and follow the end girl and end beside her as her partner, boys have a "short "walk... The nice part about this action is the dancers will end up as normal couples in an eight chain thru box...It will take a few trys for some to get the action rolling but it is different!!!!

ZERO LINE..RIGHT & LEFT THRU..DIXIE STYLE TO A WAVE..  
GIRLS CROSS FOLD..STAR THRU..CROSS TRAIL THRU..LEFT ALL....

ZERO LINE..RIGHT & LEFT THRU..DIXIE STYLE TO A WAVE..  
GIRLS CIRCULATE..BOYS TRADE..GIRLS CROSS FOLD...STAR THRU..  
PASS THE OCEAN..RECYCLE..LEFT ALLE...

### RECYCLE FROM THE DIXIE STYLE WAVE:

ZERO LINE..SQUARE THRU 3/4..COURTESY TURN YOUR OWN..  
DIXIE STYLE TO A WAVE..RECYCLE..PASS THRU..LEFT ALLE...

ZERO LINE..RIGHT & LEFT THRU..DIXIE STYLE TO A WAVE..  
RECYCLE..SQUARE THRU 3/4..LEFT ALLE....

ZERO LINE..RIGHT & LEFT THRU..DIXIE STYLE TO A WAVE..  
BOYS TRADE..LEFT SWING THRU..RECYCLE...(boys are ends )  
SQUARE THRU..ON THE THIRD HAND GRAND RIGHT & LEFT...

### DANCING MAINSTREAM STANDARD POSITION:

ZERO BOX..SQUARE THRU FOUR..BOYS RUN..  
SCOOT BACK..BOYS RUN..PASS THRU..TAG THE LINE..  
LEADS U TURN BACK..LEFT ALLE...

ZERO LINE..PASS THRU..WHEEL & DEAL..DOUBLE PASS THRU..  
CENTERS IN..CAST OFF 3/4..PASS THRU..TAG THE LINE..  
BOYS RUN..CENTERS WALK & DODGE..  
THOSE WHO CAN..STAR THRU..THE OTHER GIRL U TURN BACK & STAR THRU..  
PASS THE OCEAN..8 CIRCULATE.GIRLS RUN..BEND THE LINE..LEFT ALLE...

ZERO BOX..DO SA DO TO A WAVE..8 CIRCULATE..  
BOYS TRADE..GIRLS TRADE..SWING THRU..  
ALL 8 CIRCULATE..GIRLS TRADE..BOYS TRADE..  
BOYS RUN..WHEEL & DEAL..PASS THRU..TRADE BY..LEFT ALLE....

ZERO LINE.. PASS THRU..TAG THE LINE..CLOVERLEAF..  
CENTERS LEFT TURN THRU..RIGHT & LEFT THRU..ROLLAWAY 1/2 SASHAY..  
GRAND RIGHT & LEFT....

NOTE: The above example would make a good Get Out For The Month!!!!!!

Keep in mind that THERE IS A NEED FOR MAINSTREAM DANCING!!!!!!!!!!!!!!!!!!!!!!

## THE PLUS PROGRAMS:

Always looking for some new and neat ways of setting up basic plus formations and we have two to share with you today....

FIRST....From Allen Tipton and he calls it EXTEND TO A DAIMOND.....The name is the exact action required to form the diamond but what is neat is the set up to the action.... From a common line (standard boy/girl position line )All pass thru..PARTNER TRADE & THE GIRLS ONLY ROLL....From this odd formation (T bone in challenge) call EXTEND TO A DIAMOND and you have a normal diamond....Try it you will be pleasantly surprised....

The action works well from 1/2 sashayed couples....Pass thru ..partner trade and the BOYS roll.....Careful with normal couples pass thru.. partner trade and the boys roll...as it sets up a left handed diamond which may be tough for some.....

ZERO LINE..PASS THRU..PARTNER TRADE..GIRLS ROLL...  
EXTEND TO A DIAMOND...FLIP THE DIAMOND.  
GIRLS TRADE..RECYCLE..SWING THRU..TURN THRU..LEFT ALLE.....

ZERO LINE..PASS THRU..PARTNER TRADE..GIRLS ROLL...  
EXTEND TO A DIAMOND..BOYS SWING THRU..  
FLIP THE DIAMOND..GIRLS TRADE..GIRLS RUN..  
BEND THE LINE..LEFT ALLE.....

The nice part about the call is the name is more like a command so that you really are not using a new name.....Nice one Allen.....

-----  
Back in December we started a project showing the ways you can use roll with the plus calls....In working out some TRADE THE WAVE & ROLL figures I came across an idea to call a Trade The Wave and only the girls roll....Girls swing thru and check your diamonds.... Getting a little ahead really so first some TRADE THE WAVE & ROLL.... The trade action from a standard dixie style set up, of trade the wave has the boys moving to their right and the girls to their left so when we complete the trade the wave action a roll has the boys make a right face turn and the girls a left face turn ending in a double pass thru set up with girls as leaders.. Some callers may find some doubt about the ending formation due to the staggard formation of the basic wave but this action has been accepted for along time by most of the callers who use roll.....

ZERO LINE..RIGHT & LEFT THRU..DIXIE STYLE TO A WAVE..  
TRADE THE WAVE & ROLL..GIRLS SWING THRU...EXTEND...  
SCOOT BACK..BOYS RUN..SLIDE THRU..SQUARE THRU 3/4..TRADE BY..LEFT ALLE...

ZERO BOX..SLIDE THRU..RIGHT & LEFT THRU..DIXIE STYLE TO A WAVE..  
TRADE THE WAVE & ROLL...GIRLS TOUCH 1/4...  
GIRLS WALK & DODGE..GIRLS CLOVERLEAF..BOYS PASS THRU..  
STEP TO A WAVE....HINGE 1/4..GIRLS TRADE..RECYCLE..VEER LEFT...  
COUPLES CIRCULATE..BOYS RUN..GRAND RIGHT & LEFT....

TRADE THE WAVE & JUST THE GIRLS ROLL TO HELP SET UP A DIAMOND:

ZERO LINE..RIGHT & LEFT THRU..DIXIE STYLE TO A WAVE..  
TRADE THE WAVE AND THE GIRLS ONLY ROLL...GIRLS SWING THRU...  
DIAMOND CIRCULATE..FLIP THE DIAMOND...  
GIRLS TRADE..ALL 8 CIRCULATE..TRADE THE WAVE..LEFT ALLE.....

ZERO LINE..RIGHT & LEFT THRU..DIXIE STYLE TO A WAVE...  
TRADE THE WAVE..GIRLS ONLY ROLL..GIRLS SWING THRU..BOYS CIRCULATE ONCE...  
FLIP THE DIAMOND..GRAND RIGHT & LEFT....

### DANCING PLUS 1...

ZERO LINE..ENDS LOAD THE BOAT..CENTERS SINGLE CIRCLE TO A WAVE & FAN  
THE TOP.....PING PONG CIRCULATE..EXTEND...  
SPIN CHAIN THE GEARS..RECYCLE..PASS THRU..TRADE BY..LEFT ALLE...

ZERO LINE..SQUARE THRU FOUR..CHASE RIGHT..8 CIRCULATE  
COORDINATE..COUPLES HINGE..TRIPLE TRADE..COUPLES HINGE..  
BEND THE LINE..STAR THRU..PASS TO THE CENTER..  
SQUARE THRU 3/4..LEFT ALLE....

ZERO BOX..SWING THRU..GIRLS CIRCULATE ..BOYS TRADE..  
BOYS RUN..TAG THE LINE..GIRLS TRADE..SINGLE CIRCLE TO A WAVE..  
SPLIT CIRCULATE..BOYS RUN..LOAD THE BOAT..  
PASS THRU TRADE BY..SWING THRU..GIRLS FOLD..  
PEEL THE TOP...RIGHT & LEFT THRU..CROSSTAIL THRU..LEFT ALLE.....

ZERO LINE..ENDS LOAD THE BOAT..CENTERS TURN & LEFT THRU..  
FLUTTER WHEEL & SWEEP 1/4..ALL DOUBLE PASS THRU..TRACK II..  
GIRLS TRADE..RECYCLE..BOX THE GNAT..GRAND RIGHT & LEFT.....

### DANCING PLUS I ALL POSITION...

ZERO LINE..TOUCH 1/4..CIRCULATE 1 & 1/2...CENTER SIX TRADE & ROLL...  
CENTER SIX TOUCH 1/4 ...TRIPLE SCOOT...FINISH LIKE A COORDINATE..  
(center boys move up, end boys move up, ends in two faced lines)  
BEND THE LINE..STAR THRU..PASS TO THE CENTER..SQUARE THRU 3/4..LEFT ALLE...

HEADS PASS THRU..AROUND ONE TO A LINE..PASS THRU..TAG THE LINE RIGHT...  
FERRIS WHEEL & SPREAD....GIRLS SQUARE THRU FOUR..BOYS TOUCH 1/4...  
GIRLS PUT CENTERS IN..CENTERS CROSS RUN....GIRLS LOAD THE BOAT...  
BOYS WALK & DODGE..BOYS CLOVERLEAF...GIRLS SQUARE THRU 3/4...  
LEFT TOUCH 1/4..BOYS TRADE..TRADE THE WAVE..BOX THE GNAT,,GRAND RT. & LEFT.

### DANCING PLUS II.

Lets use some Follow your neighbor from columns. I like to say each box..Follow etc.....

ZERO LINE..TOUCH 1/4..EACH BOX..FOLLOW YOUR NEIGHBOR & SPREAD..  
FAN THE TOP...SWING THRU..TURN THRU..LEFT ALLE.....

ZERO LINE..TOUCH 1/4..EACH BOX FOLLOW YOUR NEIGHBOR & SPREAD..  
GRAND SWING THRU..BOYS RUN..  
CROSSFIRE..SCOOT BACK..BOYS RUN..STAR THRU..  
PASS TO THE CENTER..SQUARE THRU..3/4..LEFT ALLE.....

ZERO LINE..PASS THE OCEAN..EXPLODE THE WAVE..  
CHASE RIGHT..SPLIT CIRCULATE..FOLLOW YOUR NEIGHBOR & SPREAD..  
RELAY THE DEUCEY..RECYCLE..SLIDE THRU..LEFT ALLE....

ZERO LINE..PASS THRU..3/4 TAG THE LINE...  
CENTERS RECYCLE,..VEER LEFT..CROSS FIRE & WALK & DODGE..  
LEADS U TURN BACK...DO SA DO TO A WAVE..  
RECYCLE..VEER LEFT,..FERRIS WHEEL...DIXIE GRAND..LEFT ALLE...

More people are dancing in the plus level then any other program...Why??? Interesting,  
fun and enough material to be challenged but not overwhelmed...Lets KEEP it that way...

NOTES FOR CALLERS  
JACK LASRY  
1513 NO. 46th AVE.  
HOLLYWOOD, FLA. 33021



FIRST CLASS MAIL

RAY AUBUT  
105 SLADEN ST  
DRACUT MA 01826

**notes** JACK A. LASRY 1513 N. 46th AVE. / HOLLYWOOD, FLORIDA 33021 / (305) 981-7788  
**FOR CALLERS**

MARCH 1982

VIEWPOINT .....	11
BASIC CHOREO...Using Run.....	11
CREATIVE MAINSTREAM .....	12
APD IN THE LEARN TO DANCE PROGRAM .....	13
THE PLUS PROGRAM...wheel & deal & roll .....	14
EXPERIMENTAL...Bounce the Boys/Girls .....	14
DANCING PLUS I .....	15
DANCING PLUS II .....	15

## VIEWPOINT:

Many callers have agreed that the major problem faced by callers and dancers is the rush of learning thru the mainstream basics only to be forced to learn most, if not all the plus program in order to dance at the clubs....WHO is responsible for this very real problem???? Well, no one person, but a combination of factors, the callerlab plus programs are a very inviting plateau for many dancers, the clubs dictating to the callers that when they graduate we want them to be able to dance with the CLUB so teach them all they need to know in 30-35 weeks....Then there is the dancers friends who keep pressuring them to catch up so they can dance together and last the caller who falls into all these traps and ends up teaching calls at the rate of two and three or even four a night so that the list is covered but very little is really retained well.....So where do we start???? I think we must start with the dancers attitude and follow up with strong Caller leadership to stop this mad whirl that leaves us with less than 50% of last years class a year or so later.....

## BASIC CHOREOGRAPHY: FOR THE MAINSTREAM PROGRAM:

A little combination call that I feel is poor choreography is used by a great many callers, that is a STAR THRU & VEER LEFT.....Do you call that?...Lets note the action of the star thru..The boys are moving to their left when doing the star thru so the veer continues that motion smoothly but the girls are moving to their right, away from the boys and then must slide left an abrupt change of direction. It sometimes appears that the girls are being dragged into the call....Sure they do it and don't complain but if you are looking for a smooth dance avoid this one.....

## CALLS THAT WORK WELL PRIOR TO VEER LEFT:

1. RECYCLE.....Veer Left.
2. Wheel & DEAL...Veer Left..
3. SWEEP 1/4..Veer Left..
4. RIGHT & LEFT THRU..Veer Left....This one is marginal.....Timing is the key to flow in all of the above so keep it smooth!!!!

## USING RUN FROM VARIOUS FORMATIONS::: GOOD MAINSTREAM PRACTICE:

ZERO LINE...PASS THRU..BOYS RUN..SCOOT BACK..BOYS RUN...  
CROSSTAIL THRU..LEFT ALLE....

ZERO LINE..RIGHT & LEFT THRU..ROLLAWAY 1/2 SASHAY..  
PASS THRU..GIRLS RUN..SCOOT BACK..GIRLS RUN..  
STAR THRU..CALIF. TWIRL..PASS THRU..LEFT ALLE....

ZERO BOX..SWING THRU..BOYS RUN..COUPLES CIRCULATE..GIRLS RUN(left)  
BOYS TRADE..BOYS CROSS RU..J..RECYCLE..PASS THRU..  
TRADE BY..LEFT ALLE...

ZERO LINE...PASS THRU..WHEEL & DEAL..DOUBLE PASS THRU..  
CENTERS IN..CAST OFF 3/4...PASS THRU..TAG THE LINE...  
CENTER BOYS RUN RIGHT..CENTERS WALK & DODGE..LEADERS PARTNER TRADE..  
SQUARE THRU 3/4..TRADE BY..LEFT ALLE....

ZERO LINE..PASS THE OCEAN..BOYS RUN..BOYS TRADE..BOYS RUN..  
RECYCLE..SQUARE THRU 3/4..LEFT ALLE.....

ZERO BOX..WAVE..GIRLS TRADE..RECYCLE..VEER LEFT..COUPLES CIRCULATE..  
TAG THE LINE RIGHT..BOYS TRADE..BOYS RUN....GIRLS TRADE..GIRLS RUN...  
COUPLES CIRCULATE..BOYS TRADE..BOYS RUN..GIRLS TRADE..  
RECYCLE..PASS TO THE CENTER..SQUARE THRU 3/4..LEFT ALLE....

## MAINSTREAM CHOREOGRAPHY WITH A LITTLE BIT OF A DIFFERENT TWIST:

HEADS PASS THRU..AROUND ONE TO A LINE....DO SA DO TO A WAVE..  
GIRLS FOLD BEHIND THE BOYS...(boys check your two faced line thru the ctr)  
BOYS TAG THE LINE ALL THE WAY & FACE RIGHT..BOYS EXTEND..  
FERRIS WHEEL...(girls in the center)..GIRLS PASS THRU..TOUCH 1/4..  
BOYS TRADE..BOYS RUN..BEND THE LINE..SLIDE THRU..LEFT ALLE...

ZERO LINE..PASS THRU..WHEEL & DEAL..DOUBLE PASS THRU..  
CENTERS IN..CAST OFF 3/4..DO SA DO TO A WAVE...  
GIRLS FOLD...BOYS TAG THE LINE RIGHT....BOYS EXTEND....  
CENTERS TRADE..CENTERS WALK & DODGE..  
CENTERS RUN...NEW CENTERS TRADE..THEN WALK & DODGE..  
CENTERS RUN...LINES UP & BACK..PASS THRU U TURN BACK...  
CENTERS SQUARE THRU..ENDS STAR THRU..ALL PASS THRU..LEFT ALLE.....

HEADS PASS THRU..SEPARATE AROUND ONE TO A LINE..  
PASS THRU..U TURN BACK..DO SA DO TO A WAVE...  
BOYS FOLD BEHIND THE GIRLS... (girls ck your two faced line in the center)  
GIRLS TAG THE LINE RIGHT..GIRLS EXTEND..FERRIS WHEEL (boys in the center)  
BOYS PASS THRU..TOUCH 1/4..RECYCLE..LEFT ALLE.....

HEADS PASS THRU..SEPARATE AROUND ONE TO A LINE.....  
DO SA DO TO A WAVE.. GIRLS FOLD....BOYS TAG THE LINE LEFT.....  
WITH THE GIRLS YOU FACE...PASS THRU...(girls ck center two faced line)  
GIRLS TAG THE LINE RIGHT & EXTEND...BOYS PARTNER TRADE...  
COUPLES CIRCULATE..BEND THE LINE...STAR THRU...  
ZOOM...PASS THRU..LEFT ALLE.....

ZERO BOX..SWING THRU..BOYS RUN..BOYS CIRCULATE ONCE & 1/2....  
GIRLS HINGE 1/4...CENTER GIRLS TRADE THEN RUN RIGHT AROUND ONE GIRL...  
1/2 TAG THE LINE OF SIX...(three by three two faced line will do a 1/2 tag action)  
CENTERS FOUR IN THE TWO FACED LINE..WHEEL & DEAL...  
OUTSIDE GIRL DO A U TURN BACK...ALL DOUBLE PASS THRU..  
LEAD COUPLE PARTNER TRADE..PASS THRU..LEFT ALLE.....

HEADS PASS THRU..AROUND ONE TO A LINE....  
PASS THRU..U TURN BACK..TOUCH 1/4..8 CIRCULATE..  
GIRLS TRADE..GIRLS WALK & DODGE....THOSE WHO CAN STAR THRU....  
THE OTHERS FACE IN...LINES UP & BACK..  
PASS THRU..WHEEL & DEAL...SQUARE THRU 3/4..LEFT ALLE.....

ZERO BOX..STAR THRU..PASS THRU..TAG THE LINE..  
CLOVERLEAF..CENTERS LEFT TURN THRU..ALL RIGHT & LEFT THRU..  
ROLLAWAY 1/2 SASHAY..PASS THRU U TURN BACK..LEFT ALLE.....

ZERO LINE..PASS THE OCEAN..SPIN THE TOP...  
CENTER FOUR..RECYCLE & SQUARE THRU FOUR...  
THE OUTSIDE BOY RUN RIGHT THEN BEND TO FACE IN...  
ALL RIGHT & LEFT THRU..PASS THRU ..TRADE BY ...LEFT ALLE....

HEADS STAR THRU..DOUBLE PASS THRU..CENTERS OUT..  
ENDS START TO TRADE BUT STAR THRU..8 CHAIN FOUR...  
RIGHT & LEFT THRU..ROLLAWAY 1/2 SASHAY..PASS THRU..  
GRAND RIGHT & LEFT....

NOTE: Careful, the above figures can give the inexperienced dancer at any level some fits!

## A MODERATE APD PROGRAM FOR YOUR LEARN TO SQUARE DANCE PROGRAM:

A reasonable amount of position dancing should be part of your learn to dance program, the newer dancer, if instructed in class, will accept this phase of dancing as long as you don't get carried away!!!! I would like to suggest a program for introducing position dancing.....

1. Four boys/girls square thru.  
A. Heads/Sides 1/2 sashay..Square thru four...
2. Four boys/ girls square thru....Dosado to a wave..
3. Sides 1/2 sashay...HEADS SQUARE THRU FOUR...Dosado to a wave...
4. Four boys/girls swing thru...
5. 1/2 sashayed pass the ocean..
6. Circulate after a swing thru...

The above actions will give your dancers a good start to base the mainstream program upon..

### SOME DANCE EXAMPLES OF THE ABOVE:

1. HEADS ROLLAWAY 1/2 SASHAY..CIRCLE EIGHT...  
FOUR BOYS SQUARE THRU FOUR..SPLIT THE GIRLS AROUND ONE..INTO THE MIDDLE..  
ALL CIRCLE LEFT...FOUR GIRLS SQUARE THRU FOUR..SWING ..PROMENADE...
2. HEADS ROLLAWAY 1/2 SASHAY..CIRCLE EIGHT..BOYS SQUARE THRU FOUR..  
DOSADO TO A WAVE..BOYS RUN RIGHT..LEFT ALLE....
2. HEADS ROLLAWAY 1/2 SASHAY..CIRCLE EIGHT..GIRLS SQUARE THRU FOUR..  
DOSADO TO A WAVE..GIRLS RUN RIGHT..FORWARD & BACK..  
BOX THE GNAT..CROSSTAIL THRU..LEFT ALLE...
3. HEADS SQUARE THRU FOUR..SIDES ROLLAWAY 1/2 SASHAY...  
DOSADO TO A WAVE..CENTERS TRADE..BOYS RUN RIGHT..  
PASS THRU..WHEEL & DEAL..SQUARE THRU 3/4..LEFT ALLE...
4. HEADS ROLLAWAY 1/2 SASHAY..CIRCLE EIGHT...BOYS DOSADO TO A WAVE..  
BOYS SWING THRU....SWING THRU AGAIN....BOYS PASS THRU..U TURN BACK...  
GIRLS DOSADO TO A WAVE..SWING THRU..SWING THRU AGAIN..  
GIRLS PASS THRU..U TURN BACK..BOYS SQUARE THRU FOUR..  
DOSADO TO A WAVE..BOYS RUN RIGHT..STAR THRU..PASS THRU..TRADE BY..  
PASS THRU..LEFT ALLE...
5. ZERO LINE..RIGHT & LEFT THRU..ROLLAWAY 1/2 SASHAY..PASS THE OCEAN..  
BOYS RUN..COUPLES CIRCULATE..BOYS RUN..GRAND RIGHT & LEFT....
5. HEADS PASS THRU..U TURN BACK...CIRCLE EIGHT...BOYS PASS THE OCEAN...  
BOYS SWING THRU..BOYS STEP THRU..DOSADO THE OUTSIDE TWO...  
MAKE A WAVE..BOYS RUN RIGHT..STAR THRU..LEFT ALLE...
- 6.ZERO BOX..SWING THRU..8 CIRCULATE...BOYS RUN..  
WHEEL & DEAL..LEFT ALLE.....

You will find that you MUST TEACH the class how to respond to the above basics from the few positions included, PLEASE don't go out a call this to a class, TEACH THEM HOW TO DANCE their positions.....In the long run you will have more confident dancers and dancers who are well grounded in the BASICS...



## THE PLUS PAGE...ROLL WHEN USED WITH TWO FACED LINES..WHEEL & DEAL....

Our program of exploring ROLL at the plus level continues this month with some Wheel & Deal & roll from two faced lines....From the common right handed two faced lines the wheel & deal action has the dancers moving to their right so a roll will be a right face 1/4 turn for all dancers at the ending position of the wheel & deal which will change our formation into parallel left handed waves...From left handed two faced lines the roll will be a left face 1/4 turn so you will end in right handed waves....Lets explore...BUT be CAUTIOUS as we have said in the past ROLL is a tough action and I still feel other then a trade & roll action we should place roll into the advanced level....

ZERO BOX..SWING THRU..BOYS RUN..  
WHEEL & DEAL & ROLL..balance..GIRLS RUN..STAR THRU..  
PASS TO THE CENTER..SQUARE THRU 3/4..LEFT ALLE...

HEADS SQUARE THRU FOUR..SIDES 1/2 SASHAY..SWING THRU..  
CENTERS TRADE..CENTERS RUN..WHEEL & DEAL & ROLL.. BALANCE...  
GIRLS CROSS RUN..BOYS TRADE..BOYS RUN..  
FERRIS WHEEL..SQUARE THRU 3/4..LEFT ALLE....

ZERO LINE..PASS THRU..TAG THE LINE RIGHT..  
WHEEL & DEAL & ROLL...balance..CENTERS TRADE..  
GIRLS RUN..PASS THE OCEAN..SWING THRU..TURN THRU..LEFT ALLE....

ZERO BOX..SWING THRU..BOYS RUN..TAG THE LINE LEFT..  
COUPLES CIRCULATE..WHEEL & DEAL & ROLL...ck right hand waves....  
BOYS RUN RIGHT..SLIDE THRU..SQUARE THRU 3/4..  
TRADE BY..LEFT ALLE....

## BOUNCE THE BOYS/ GIRLS.....Lee Kopman

Lee continues to write new experimentals and this one is worth reporting because the action is simple and kind of fun.....From any two faced line the initial action is for the couples to veer back to back and if the call was bounce the BOYS then the boys will about face in body flow....If the call was bounce the GIRLS then after the veer back to back the girls will about face....From common right handed two faced lines a BOUNCE the BOYS will end in a left hand column, and a BOUNCE the GIRLS would end in a right hand column... Used with boys as a pair in the two faced lines you can end in double pass thru or completed double pass thru formations as both boys or girls will u turn back,,, The veer right back to back had me concerned when Lee told me about it but its not bad if the previous call is a smooth entry...DON'T call veer left and Bounce the boys.....very UNSMOOTH.....

ZERO BOX..RIGHT & LEFT THRU..VEER LEFT..COUPLES CIRCULATE..  
BOUNCE THE GIRLS..8 CIRCULATE..TRADE & ROLL...  
STAR THRU..PASS THRU..TRADE BY..SQUARE THRU 3/4..LEFT ALLE...

ZERO BOX..SWING THRU..BOYS RUN..COUPLES HINGE..TRIPLE TRADE..  
BOUNCE THE GIRLS..SCOOT BACK..WALK & DODGE..PARTNER TRADE & ROLL..  
GRAND RIGHT & LEFT....

ZERO BOX..SWING THRU..BOYS RUN..COUPLES CIRCULATE..  
BOUNCE THE BOYS..8 CIRCULATE..GIRLS RUN..  
TRADE BY..PASS THRU..LEFT ALLE...

HEADS PASS THRU..AROUND ONE TO A LINE..PASS THRU..TAG THE LINE RIGHT..  
COUPLES CIRCULATE..BOUNCE THE BOYS..GIRLS PASS THRU..STAR THRU..  
FERRIS WHEEL..ZOOM..SQUARE THRU 3/4..LEFT ALL...

## THE PLUS PROGRAM...

Lots of conversation going around about the possible marriage of the plus I and II programs into a single PLUS level or plateau....I hear good arguments on both sides of the fence and would like to place my vote into the column for just ONE plus program but by doing this I would like to see three calls dropped from the program and they are crossfire, grand swing thru and 3/4 tag the line....I feel that these three calls are the least called basics in the plus program and by dropping them we have a neat 23 basic package..How do YOU feel.....

### DANCING PLUS I:

HEADS PASS THRU.. SEPARATE AROUND ONE TO A LINE..  
ENDS LOAD THE BOAT..CENTERS STAR THRU..PASS THRU & CHASE RIGHT..  
CENTER BOYS RUN..ZOOM..CENTERS SQUARE THRU 3/4..LEFT ALLE...

ZERO LINE..PASS THE OCEAN..GIRLS TRADE..RECYCLE..VEER LEFT..  
COUPLES CIRCULATE..BOYS FOLD..SINGLE CIRCLE TO A WAVE..  
GIRLS TRADE..SPIN CHAIN THE GEARS...8 CIRCULATE..RECYCLE..  
SWING THRU..TURN THRU..LEFT ALLE...

### USING DIAMONDS, right handed, LEFT HANDED & Facing:

ZERO BOX..WAVE..GIRLS HINGE...FACING DIAMOND CIRCULATE..  
BOYS TRADE THE WAVE..ck left hand diamonds..  
DIAMOND CIRCULATE..GIRLS TRADE THE WAVE..ck facing diamonds..  
DIAMOND CIRCULATE..BOYS TRADE THE WAVE..  
FLIP THE DIAMOND..GIRLS TRADE..RECYCLE...  
SQUARE THRU 3/4..TRADE BY..LEFT ALLE.....

ZERO LINE..TOUCH 1/4..CIRCULATE ONCE & 1/2....CENTER SIX...  
CIRCULATE ONCE & 1/2... BOYS AS A COUPLE BEND TO FACE IN..  
GIRLS WALK & DODGE..TOUCH 1/4..GIRLS CIRCULATE..BOYS TRADE..  
BOYS RUN..BEND THE LINE..PASS THE OCEAN..RECYCLE..  
PASS THRU..TRADE BY..LEFT ALLE...

### PLUS II;

ZERO BOX..RIGHT & LEFT THRU..VEER LEFT..COUPLES HINGE..  
TRIPLE TRADE..CROSSFIRE..FOLLOW YOUR NEIGHBOR & SPREAD...  
FAN THE TOP...GRAND SWING THRU..BOYS RUN RIGHT..  
WHEEL & DEAL..SLIDE THRU...LEFT ALLE.....

ZERO BOX..SWING THRU..BOYS RUN..3/4 TAG THE LINE..  
GIRLS CLOVERLEAF..BOYS SPIN THE TOP..BOYS EXTEND...  
BOYS RUN RIGHT..LOAD THE BOAT..BOX THE GNAT..GRAND RIGHT & LEFT...

### THE GET OUT FOR THE MONTH:

ZERO LINE...CENTERS SQUARE THRU FOUR..  
ENDS..LEFT ALLE...ALL GRAND RIGHT & LEFT..  
-----

Our Individual attention callers schools and filling up fast....The June school is sold out and only TWO spots remain in the August 14-18th school...Interested???Write for a flyer..

Looks like I will have to miss out attending the Reno Callerlab convention...  
I was cancelled out of my necessary dialysis treatment in the Reno ctr. So Have a GOOD ONE...CALLERLAB....

NOTES FOR CALLERS  
JACK LASRY  
1513 NO. 46th AVE.  
HOLLYWOOD, FL. 33021



FIRST CLASS MAIL

RAY AUBUT<sup>S</sup>  
105 SLADEN ST.  
DRACUT MA 01826

**notes** JACK A. LASRY 1513 N. 46th AVE. / HOLLYWOOD, FLORIDA 33021 / (305) 981-7788  
**FOR CALLERS**

APRIL 1982

VIEWPOINT.....	16
BASIC CHOREO .....	16
RED HOT..CALLERLAB QUARTERLY .....	17
DANCING MAINSTREAM .....	17
SIGHT CALLING .....	18
EXPLORING CROSSFIRE..PLUS II. ....	19
EXPLORING LOAD THE BOAT..PLUS I. ....	20
DANCING PLUS .....	20

## VIEWPOINT:

The Callerlab Quarterly selection, Red Hot, has stirred up some action, lots of callers are wondering what created this selection when we all thought that the selections were to be made from experimentals.....I frankly feel that we can call red hot directionally and it should have been left dead and buried...It will be interesting to hear the comments at the Callerlab convention.....The only quarterly selection eligible to be voted upon for inclusion on the Mainstream program is Ping Pong Circulate...If you are a Callerlab member be sure to exercise your vote.....

How are the classes going??? Are the dancers getting saturated???Time to back off and let them DANCE....Our program is moving ahead with 6 callers teaching the first 48 basics and we have between 400 & 500 dancers in the classes...We will graduate with a BASIC diploma of our own design then have dances all summer at the Basic plateau....The learning will resume into the Mainstream basics in latter Sept... This program will PREVENT them from being rushed into the plus program and we all hope keep more beginners having fun and becoming well grounded.....

---

## BASIC CHOREOGRAPHY:

The Do Paso can be a smooth call or it can give beginners fits.....I like to start the Do Paso after a walk all around the corner..home a Do Paso...The entry is very smooth and seems not to catch the dancers flat footed... A nice novelty way is for the girls to stand back to back in the center as the bots promenade around the outside then with partner..Do Paso... At the ending partner left hand turn you have several alternatives, 1. Partner left courtesy turn...2. Partner left..Allemande Thar...3. Turn partner left.. four ladies chain...4.. Turn partner left..rollaway 1/2 sashay...5. Turn partner left..men star right... DON'T GET INTO A RUT...Lots of Variety here.....

---

## A NICE COMBINATION TO MOVE FROM TWO FACED LINES INTO WAVES:

For our example lets start at a Zero Box...

SWING THRU BOYS RUN..TAG THE LINE RIGHT.....(two faced line)  
BOYS CROSS RUN & CIRCULATE..GIRLS TRADE & U TURN BACK..(wave)  
SWING THRU..TURN THRU..LEFT ALLE....

Zero Box..

SWING THRU..BOYS RUN..COUPLES CIRCULATE..  
GIRLS CROSS RUN & CIRCULATE..BOYS TRADE & U TURN BACK...(wave)  
BOYS RUN..WHEEL & DEAL..SQUARE THRU 3/4..LEFT ALLE...

If you are a sight caller you will find this combination smooth to dance and will place the dancers into a wave formation to move smoothly into following choreography....

Note...When the boys are centers of the two faced line they will end as the ends of the forming wave....

A CUTE GET OUT: From couples circulating with partner in sequence....

ZERO BOX..SWING THRU..GIRLS CIRCULATE..BOYS TRADE..  
BOYS RUN COUPLES CIRCULATE...BOYS FOLD...  
1. GRAND RIGHT & LEFT..  
2. BOX THE GNAT..PULL BY ..LEFT ALLE..  
3.SPIN THE TOP..RECYCLE..CROSSTAIL THRU..LEFT ALLE...

## CALLERLAB QUARTERLY SELECTION.....RED HOT..

The selection of Red Hot comes as a big surprise to me as it was dropped as a Mainstream basic many years ago and it really fits into the category of being a basic that can be best called directionally....Well its here so lets see how the DANCERS like it.....I place Red Hot into the Do Paso plus ONE situation, by that I mean it is a Do Paso after you turn the RIGHT HAND DANCER by the right coming back to partner for the Do Paso portion, turn partner by the left all the way around to meet the corner by the right and back to partner for the last left hand (forearm) turn to end directionally.... To teach the call I suggest starting from a set square and call an Allemande left, come home and face partner....Now walk past the partner to the right hand lady and we start RED HOT ... Turn Right hand lady by the RIGHT forearm then back to partner with a LEFT,,, full turn to meet corner lady with a RIGHT arm turn and back to PARTNER with a LEFT ending the left hand turn with a roll promenade, alle. thar....etc.... There is one other phase of Red Hot that you need to know and that is while promenading we can direct the dancers to move into a Red Hot by calling ...Promenade don't stop...PULL HER THRU and go RED HOT....The term pull her thru indicates that the the boys will wheel their partner into a facing grand right and left position but retain hold of the LEFT hand and as you pull by with the left you find the right hand lady and have the right hand free to start the red hot....

For a great many dancer this will be a new figure and it always was a fun action so give it a try .....Should be O K for mainstreamers but our plus folks will be a bit miffed by the selection...

---

## DANCING MAINSTREAM:

Using Cross Run from dixie style waves and centers of two faced lines are the common places , I would like to use cross run from the centers of lines facing out...Mainstream!!!!!! Remember that on a crossing pattern with dancer facing in the same direction the right hand person has right of way and the cross is left shoulders....

ZERO LINE..PASS THRU..WHEEL & DEAL..DOUBLE PASS THRU..  
CENTERS IN CAST OFF..3/4....PASS THRU..  
CENTERS CROSS RUN...NEW ENDS STAR THRU..  
CENTERS PARTNER TAG...SWING THRU..BOYS RUN..  
BEND THE LINE..CROSSTAIL THRU..LEFT ALLE....

ZERO LINE..PASS THRU..CENTERS CROSS RUN....  
NEW CENTERS PARTNER TRADE.. CENTERS SQUARE THRU FOUR...  
ENDS STAR THRU..CENTERS IN..CAST OFF 3/4....  
CENTERS SQUARE THRU FOUR..ENDS STAR THRU..  
ALL PASS THRU..LEFT ALLE....

ZERO LINE..PASS THRU..TAG THE LINE..FACE IN....  
PASS THRU..CENTERS CROSS RUN...NEW CENTERS..CROSS RUN...  
BOX THE GNAT..FAN THE TOP..RECYCLE..  
SQUARE THRU 3/4..LEFT ALLE...

ZERO LINE..PASS THRU..WHEEL & DEAL..DOUBLE PASS THRU..  
CENTERS IN...CENTERS CROSS RUN..NEW CENTERS CROSS RUN...  
STAR THRU..DOUBLE PASS THRU..CLOVERLEAF..  
ZOOM..SWING THRU..TURN THRU..LEFT ALLE....

---

I have two spots open for our Six Man Callers School slated for August 14 thru 18th if you are interested please write for a flyer....

I have had quite a few requests to place in the notes some information similar to that which I wrote for sets in Order magazine several years ago regarding various phases of Sight Calling... I am happy to comply and will in the coming months place from time to time some articles about sight calling.....A word of caution to those of you who have become pretty good at sight resolution .....Are you, as a result of your sight calling gearing your choreography to your pilot square who are made up of the hot rod dancers.....A loss of judgement can easily effect change upon the size of your crowds and that is usually a result of a lack of comfortable choreography....

---

### SIGHT CALLING:

Lets look at another possible set up for resolving the square... When you feel it is time to "put the square back together" place the dancers into standard parallel two faced lines and by circulating the boys and or circulating or trading the girls match up your primary couple (#1). This is an easy task and you can easily see the match up take place....Once the primary couple is matched up the next step is to check the secondary couple to see if they are matched or mis-matched..If they are matched then step three is to place the secondary couple (#4) in the same two faced line with the primary couple. It could be that the matching process you used to match up the primary couple will also place the matched secondary couple in the same two faced line, if not then one couples circulate will place the matched primary couple in a two faced line with the matched secondary couple...Next, call a wheel & deal so the two key couples are facing each other....Place the primary couple on the outside of the set and your get out will be a Swing Thru..Turn Thru..To a Left Alle.

If the Secondary couple is mis matched then as in the previous concepts the secondary lady becomes the key person...Place her and her opposite partner person in the same two faced line with the primary couple...If they are not together after the matching process then one couples circulate will place the mis-matched secondary couple in the same two faced line with the primary couple ...The next step is to call a wheel & deal and place the primary couple on the outside of the set up and you have a sides box 1-4 for a Left Alle....

The above "system" is easy to work with as you can easily see the match up of your primary couple take place....Note: Once the primary couple is matched up, if the secondary couple is mis matched and you place the secondary lady & her opposite in the same two faced line with the primary couple you have the four dancers together who when placed in an 8 chain thru box with the matched primary couple on the outside set up a sides box 1-4 left alle. See how many ways you can use to change from the two faced line into the box 1-4 ....

---

### PROGRAMMING IDEAS:

Good programming is good planning! Build each patter tip around several key basics . These key basics will create a theme for the tip so each patter tip will have its own personality. So often with the popular sight calling techniques callers forget to program and theme their tips with the end result being one tip is very much like the others and very little changes all night....

A change in tempo also is important as you move thru the evening, keep in mind that a little slower tempo will be helpful when calling the difficult choreo. and when the choreo is basic the dancers will like to dance up to normal speed....NEVER TO FAST...SPEED IS NOT ONE OF THE QUALITIES FOR GOOD DANCING.....

## THE PLUS PROGRAM:

CROSSFIRE is a solid plus II type basic, that has a real variety of applications for the creative caller and dancer to enjoy. The definition allows us to start the action from several formations and to have several different ending formations....The basic starting formation is the two faced line, from this and any other formation the action is the ends will cross fold as the centers trade and extend to join hands with the awaiting dancer....

### FORMATION NUMBER 1 FOR CROSSFIRE IS THE PARALLEL TWO FACED LINE:

ZERO BOX..SWING THRU..BOYS RUN..CROSSFIRE (ends in columns)  
TRIPLE SCOOT..BOYS RUN..DO SA DO TO A WAVE..  
RECYCLE..PASS TO THE CENTER..SQUARE THRU 3/4..LEFT ALLE..

ZERO BOX..SWING THRU..BOYS TRADE..BOYS RUN..  
TAG THE LINE RIGHT..CROSSFIRE..BOYS RUN..  
PASS TO THE CENTER..SQUARE THRU 3/4 ..LEFT ALLE..

### FORMATION NUMBER 2. FOR CROSSFIRE...THE SINGLE TWO FACED LINE...

ZERO BOX..RIGHT & LEFT THRU..VEER LEFT..  
FERRIS WHEEL..CENTERS VEER LEFT & CROSSFIRE..  
WALK & DODGE..SQUARE THRU 3/4..TRADE BY..LEFT ALLE...

### FORMATION NUMBER 3 FOR CROSSFIRE..END TO END TWO FACED LINES.

ZERO LINE..SWING THRU..BOYS RUN..CROSSFIRE(ends in parallel waves)  
SPLIT CIRCULATE..BOYS RUN..CROSSTAIL THRU...LEFT ALLE..

ZERO BOX..SWING THRU..BOYS RUN..COUPLES HINGE..  
TRIPLE TRADE..CROSSFIRE..SCOOT BACK..  
SPLIT CIRCULATE..WALK & DODGE..  
PARTNER TRADE & ROLL...GRAND RIGHT & LEFT...

### FORMATION NUMBER 4 FOR CROSSFIRE IS LINES FACING OUT.

To start from lines facing out I suggest a line with two boys & two girls set up by having the heads pass thru...around one to a line....Then pass thru....Review the rules...ENDS CROSSFOLD...CENTERS TRADE & EXTEND. From the lines facing out the ends can easily cross fold and the centers can trade but it becomes a Partner Trade, their extend places then into a wave in the center as the square ends in a 1/4 tag formation.....a bit different...

HEADS PASS THRU..AROUND ONE TO A LINE..  
PASS THRU..CROSSFIRE..CENTER GIRLS IN THE WAVE TRADE..  
WAVE..RECYCLE & PASS THRU..LEFT ALLE...

ZERO BOX..SWING THRU..BOYS RUN...TAG THE LINE IN..  
PASS THRU..CROSSFIRE..BOYS EXTEND TO A WAVE..  
BOYS RUN..STAR THRU..PASS THRU..TRADE BY..LEFT ALLE...

### FORMATION NUMBER 5 FOR CROSS FIRE IS THE INVERTED LINE.

Set up an inverted line by having the Heads square thru four and go CENTERS IN BETWEEN the sides then cast off 3/4 with the wdjacent end.. The ends of the line are facing out as the centers face in...Apply the rules of crossfire....

ZERO BOX..CENTERS IN..CAST OFF 3/4...CROSSFIRE..  
GIRLS TRADE..RECYCLE..LEFT ALLE....

DANCING LOAD THE BOAT FROM A 1/2 SASHAYED LINE:

You may have to review the center action of Load The Boat when in this formation but the Good dancers will find it an easy formation to master....

ZERO LINE..RIGHT & LEFT THRU..ROLLAWAY 1/2 SASHAY..  
LOAD THE BOAT..GRAND RIGHT & LEFT....

ZERO LINE..ROLLAWAY 1/2 SASHAY..LOAD THE BOAT..  
SQUARE THRU..ON THE THIRD HAND..GRAND RIGHT & LEFT...

ZERO BOX..SWING THRU..BOYS RUN..TAG THE LINE IN....  
LOAD THE BOAT...STAR THRU..WHEEL & DEAL...LEFT ALLE..

ZERO BOX..WAVE..GIRLS TRADE..GIRLS RUN..  
TAG THE LINE..CENTERS IN..CAST OFF 3/4....  
LOAD THE BOAT..CURLIQUE..BOYS TRADE..BOYS RUN...  
BEND THE LINE....SLIDE THRU..LEFT ALLE...

HEADS PASS THRU..AROUND ONE TO A LINE...  
PASS THRU..WHEEL & DEAL & SPREAD...LOAD THE BOAT...  
CURLIQUE..GIRLS TRADE...RECYCLE...LEFT ALLE....

ZERO LINE..PASS THRU..WHEEL & DEAL..DOUBLE PASS THRU..  
PEEL OFF..BEND THE LINE..LOAD THE BOAT...  
SWING THRU..SCOOT BACK..SPLIT CIRCULATE..  
WALK & DODGE..PARTNER TRADE..& ROLL...GRAND RIGHT & LEFT.....

-----  
LOAD THE BOAT FROM AN INVERTED LINE.....

HEADS SQUARE THRU FOUR...CENTERS IN...CAST OFF 3/4...(inverted line)  
LOAD THE BOAT...THOSE FACING IN...SQUARE THRU FOUR...  
THOSE FACING OUT..U TURN BACK...  
PASS THRU..TRADE BY..LEFT ALLE.....

HEADS ROLLAWAY 1/2 SASHAY....CIRCLE EIGHT...  
BOYS SQUARE THRU FOUR..BOYS PUT CENTERS IN...CAST OFF 3/4..  
LOAD THE BOAT..BOYS CLOVERLEAF...GIRLS PASS THRU...  
TOUCH 1/4...GIRLS CIRCULATE..BOYS RUN..  
WHEEL & DEAL..LEFT ALLE....

-----  
DANCING SOME PLUS II..

ZERO BOX..RIGHT & LEFT THRU..VEER LEFT..  
FERRIS WHEEL & SPREAD...CENTERS SQUARE THRU FOUR..ENDS STAR THRU...  
SPIN CHAIN THE GEARS...SWING THRU....GIRLS CIRCULATE..BOYS TRADE..  
BOYS RUN..COUPLES CIRCULATE..BOYS RUN...GRAND RIGHT & LEFT...

ZERO LINE..PASS THE OCEAN..RELAY THE DEUCEY..  
SWING THRU..GIRLS FOLD...PEEL THE TOP...  
RECYCLE..RIGHT & LEFT THRU..DIXIE STYLE TO A WAVE..  
SLIP THE CLUTCH..LEFT ALLE...

-----  
NEXT MONTH WE WILL HAVE A COMPLETE REPORT OF WHAT WENT ON AT THE  
CALLERLAB CONVENTION.....



NOTES FOR CALLERS  
JACK LASRY  
1513 NO. 46th AVE.  
HOLLYWOOD, FL. 33021



FIRST CLASS MAIL

RAY AUBUT'S  
105 SLADEN ST.  
DRACUT MA 01826



**notes** JACK A. LASRY 1513 N. 46th AVE. / HOLLYWOOD, FLORIDA 33021 / (305) 981-7788  
**FOR CALLERS**

May 1982

VIEWPOINT .....	21
DANCING MAINSTREAM & QS .....	22
THE PLUS PROGRAM .....	23
THE PLUS PROGRAM 3/4 TAG THE LINE .....	24
EXPERIMENTAL WORKSHOP.....	25

171



## VIEWPOINT:

### Callerlab Convention report:...

The Callerlab convention in Reno was by attendance a huge success, a big damper was placed upon the membership with the announced deaths of Bob Page and C.O. Guest, both have devoted their lives to Square Dancing and their loss will be missed by all who love square dancing...

### MAINSTREAM PROGRAM:..Remains intact with no changes.....

QS COMMITTEE:...The following calls will be retained as mainstream quarterly selections.  
Chain down the Line, Dixie Derby, Linear Cycle, Red Hot, Hinge & Flutter...

Deleted from the QS list and dropped for good are...

Release recycle, Star the route, Release the column...

Deleted also was Ping Pong Circulate, but it was moved up to the plus program.

PLUS LEVEL COMMITTEE; Ping pong circulate was accepted to the plus program after it was not acceptable to the mainstream committee for permanent listing...

THE PLUS I and PLUS II programs were combined into one PLUS PROGRAM..(more about this on the plus page) It was also recommended that we take 30 sessions to teach the plus program and that dancers are encouraged to dance the mainstream program for one full year prior to attending a plus workshop...

ADVANCED COMMITTEE: No changes were made, the definitions were not completed and work will continue into next years convention....The determination of the A-I and A-II as separate programs was tabled and callers are given the opportunity to provide both or one as they feel the need or desire... The increase in the number of advanced callers and dancers led to the separation of the advanced and challenge committee into two committees, Ed Foote will chair the challenge committee and Kip Garvey will head up the advanced committee..

The theme of the convention gave all callers the opportunity to gain valuable information that will help all of us do a better job of conducting our beginners classes with a view of before, during and after class ideas.....The life blood of square dancing has always been the beginners classes and at the rate we expect them to absorb basics in this day and age I wonder how long it will be !!!!!

Our congratulations to the Callerlab Milestone award recipients Art Shepherd for his pioneering of square dancing in New Zealand, to Jim Hilton for his efforts to provide callers with quality sound equipment, and to Johnny LeClair for the many outstanding contributions to the activity.....

Next year the convention will be in Philadelphia at the Marriot Hotel so start planning now!

-----

Its GRADUATION TIME:::::Are You starting a plus workshop the week after graduation? If the answer is yes I must say you either have a super bunch of dancers of YOU are rushing them OUT THE DOOR....PLEASE consider the plight of the poor dancers, when does the FUN begin...Or is learning 2 to 4 calls a night what FUN is made of these days?? What ever happened to DANCING what we have learned and doing it well, with confidence, with style with enjoyment and no pressure?? We need to provide this for ALL the newer dancers until they get their feet on the ground and can really enjoy a square dance...There is plenty of time for the plus and advanced plateaus but lets get them well grounded first.... If you teach for a club and they demand that you teach the plus basics then you have a big decision to make, but try to convince the club officers WHY.....

## DANCING MAINSTREAM & QS.

NOTE...I realize many of you are into sight calling your dances so in the examples of dances I have underlined some of the combinations that I feel dance well and may be interesting. The idea to underline these combinations is that the sight caller is always looking for smooth ideas but not entire routines....Let me hear from you if you like this idea.....

ZERO LINE...RIGHT & LEFT THRU..DIXIE DERBY..CHAIN DOWN THE LINE..  
PASS THE OCEAN..SWING THRU..TURN THRU..LEFT ALLE....

ZERO BOX..SWING THRU..GIRLS FOLD..  
PEEL OFF..GIRLS TRADE..FERRIS WHEEL..

DOUBLE PASS THRU..CENTERS IN..CAST OFF 3/4...  
CENTERS SQUARE THRU FOUR...ENDS STAR THRU..  
DO SA DO TO A WAVE..RECYCLE..  
DIVE THRU..SQUARE THRU 3/4..LEFT ALLE...

ZERO LINE..PASS THRU..TAG THE LINE RIGHT..  
COUPLES CIRCULATE..WHEEL & DEAL...  
SWING THRU..BOYS RUN..LEFT ALLE...

ZERO BOX..DO SA DO TO A WAVE...  
LINEAR CYCLE..REVERSE FLUTTERWHEEL..SWEEP 1/4...  
PASS TO THE CENTER..SQUARE THRU 3/4...LEFT ALLE.....

ZERO LINE...CENTERS BOX THE GNAT..& FAN THE TOP...ENDS STAR THRU..  
CENTERS RECYCLE..DOUBLE PASS THRU..CENTERS IN...CAST OFF 3/4..  
CENTERS ROLLAWAY 1/2 SASHAY...  
STAR THRU..PASS THRU..LEFT ALLE....

ALLE. LEFT..IN THE ALAMO STYLE..BALANCE...  
HEADS SCOOT BACK..SIDES SCOOT BACK...  
BOYS RUN..RIGHT.....LEFT ALLE.....

ZERO LINE..PASS THRU..WHEEL & DEAL...DOUBLE PASS THRU...  
PEEL OFF..BEND THE LINE....  
CENTERS ROLLAWAY 1/2 SASHAY...ALL SLIDE THRU..  
SWING THRU..TURN THRU..LEFT ALLE....

ZERO BOX..TOUCH 1/4..SCOOT BACK..  
FAN THE TOP...GIRLS FOLD BEHIND THE BOYS...  
BOYS (stay in the center) TAG THE LINE RIGHT...  
BOYS STEP AHEAD..(ck two faced lines)  
FERRIS WHEEL..GIRLS PASS THRU..TOUCH 1/4..  
BOYS TRADE..BOYS RUN..WHEEL & DEAL...LEFT ALLE....

ZERO LINE..RIGHT & LEFT THRU..ROLLAWAY 1/2 SASHAY..  
BOX THE GNAT..FAN THE TOP...SPIN THE TOP..  
BOYS RUN..BEND THE LINE..PASS THRU..LEFT ALLE...

ZERO LINE..PASS THE OCEAN..ALL 8 CIRCULATE..  
SPIN CHAIN THRU..GIRLS CIRCULATE DOUBLE...  
SPIN THE TOP...HINGE 1/4...8 CIRCULATE..  
BOYS RUN..SWING THRU..TURN THRU...LEFT ALLE...

## THE PLUS PROGRAM:

The Callerlab resolution to combine the plus I & II programs into one PLUS Program will no doubt be greeted with mixed emotions....I feel that it has merit and should create in the callers and dancers WHO CARE the need for new graduates to STOP at mainstream and DANCE a year prior to entering the plus workshops....Now this will involve starting alot of new MAINSTREAM clubs and it will take some people away from the plus workshops and from the dance clubs that force the new dancers into the plus learning situations.... Also to considered are the clubs that are happy dancing Plus I, they now have to add 9 calls to their vocabulary....Some callers will fight doing so but most with good common sense will take a call a month and work it into their program slowly and allow the dancers time to absorb one call a month until the nine are dancing smoothly...NO RUSH!!!!

To the Callerlab Plus Committe, I suggest that when the Plus Calls are listed on a paper that the first 17 calls be the old Plus I program followed by the Ping Pong Circulate as number 18 then add the balance of the calls on the plus II program.....This way clubs in the transition stage can identify to their guest caller that they dance the plus program calls 1 thru 19 etc.....Lets do what WE can to make this period of transition as smoothly as possible without creating any dancer hostility...

---

No word yet about the Callerlab QS program for Plus Dancers...Be on the look out for this to take place this year...

DANCING THE PLUS PROGRAM: Note for the sight caller the underlined combinations may be the sort of help you can use rather then needing the entire routine...

ZERO LINE...TOUCH 1/4..COORDINATE..COUPLES CIRCULATE..  
BOYS RUN..BOYS TRADE..GIRLS FOLD..PEEL THE TOP...

GRAND SWING THRU..BOYS RUN RIGHT..BEND THE LINE..  
SQUARE THRU 3/4..LEFT ALLE...

---

SOME CREATIVE CHOREO, DANCERS SHOULD BE ABLE TO FLIP DIAMONDS APD....

ZERO BOX..RIGHT & LEFT THRU..VEER LEFT..  
BOYS CIRCULATE ONCE & 1/2 ...GIRLS HINGE...  
CENTER GIRLS TRADE THEN RUN RIGHT AROUND ONE...  
NEW CENTER GIRLS HINGE...(ck girls diamond on the inside & the boys big diamond)  
BOYS DO A BIG DIAMOND CIRCULATE...GIRLS DO A SMALL DIAMOND CIRC...  
GIRLS FLIP YOUR DIAMOND..CENTER GIRLS CAST OFF 3/4..  
THE FOUR IN THE WAVE..RECYCLE..THE OTHERS BEND TO FACE IN..  
CENTERS PASS THRU..BOX THE GNAT..GRAND RIGHT & LEFT....

ZERO LINE..RIGHT & LEFT THRU..DIXIE STYLE TO A WAVE..  
FAN THE TOP... TRADE EACH WAVE..  
EXPLODE EACH WAVE..LEFT ALLE...

ZERO BOX..RIGHT & LEFT THRU..VEER LEFT..  
COUPLES HINGE..TRIPLE TRADE..CENTER BOYS RUN RIGHT..  
CENTER FOUR SWING THRU, CENTER GIRLS FOLD..  
CENTERS PEEL THE TOP..OUTSIDERS BEND TO FACE IN....  
PING PONG CIRCULATE..EXTEND TO A WAVE..  
ALL 8 CIRCULATE..RECYCLE..VEER LEFT..  
COUPLES CIRCULATE..BOYS FOLD..GRAND RIGHT & LEFT...

## THE PLUS PROGRAM:

3/4 tag the line seems to be lost in the dust of load the boat , spin chain the gears and relay the deucey , however you can get some nice dancing from the 3/4 tag action...One set that I like is the boy/boy girl/girl line, when you pass thru and 3/4 tag the line, the wave thru the center becomes a normal wave and the outfacing dancers are a normal couple...

HEADS PASS THRU..AROUND ONE TO A LINE..

PASS THRU..3/4 TAG THE LINE..

CENTERS LINEAR CYCLE..OUTSIDERS PARTNER TRADE..LEFT ALLE...ststic square..

ZERO LINE..PASS THRU..WHEEL & DEAL & SPREAD..

PASS THRU..3/4 TAG TAG THE LINE..

OUTSIDERS PARTNER TRADE & ROLL THEN LOAD THE BOAT..

CENTERS HINGE & FLUTTER..ALL CIRCLE LEFT...

BOYS PASS THRU..U TURN BACK...GIRLS SQUARE THRU FOUR..

TOUCH 1/4..BOYS RUN RIGHT..COUPLES CIRCULATE..

GIRLS HINGE..FLIP THE DIAMOND..GRAND RIGHT & LEFT

HEADS STAR THRU..ALL DOUBLE PASS THRU..PEEL OFF..

BEND THE LINE..PASS THRU..3/4 TAG THE LINE ..

LEADERS PARTNER TRADE & ROLL...CENTERS HINGE 1/4..

ck 3 & 1 lines...CENTERS SCOOT BACK..THAT BOY RUN RIGHT AROUND ONE..

LINES UP & BACK..BOX THE GNAT..RIGHT & LEFT THRU..

SLIDE THRU..LEFT ALLE...

Can your plus dancers Remake the Thar from a wrong way thar formation?...You may be surprised that from the wrong way thar a remake the thar presents for the dancer a new twist to an old action...It may need some reviewing, try it and see !!!! Once the dancers can remake the thar from the wrong way set up you can combine all 8 spin the top with remakes and create some nice combinations....

ALLE. LEFT..ALLE THAR..FORWARD TWO AND STAR...SHOOT THE STAR FULL TURN..

MEET MOTHER BY THE RIGHT..WRONG WAY THAR..MEN BACK UP.....

REMAKE THE THAR..GIRLS BACK UP...REMAKE THE THAR..BOYS BACK UP...

ALL 8 SPIN THE TOP..BOX THE GNAT..GRAND RIGHT & LEFT...

A Nice get out using Trade The Wave to a grand right & left...

ZERO LINE..RIGHT & LEFT THRU..DIXIE STYLE TO A WAVE..(balance) thats important....

LEFT SWING THRU..TRADE THE WAVE..

GRAND RIGHT & LEFT....

A trade the wave to a turn & left thru will also work smoothly....

ZERO LINE..RIGHT & LEFT THRU..DIXIE STYLE TO A WAVE..

FAN THE TOP..EACH WAVE LEFT SWING THRU..EACH WAVE..TRADE THE WAVE...

TURN & LEFT THRU..FLUTTER WHEEL..CROSSTAIL THRU..LEFT ALLE...

-----  
SQUARE TUNES, the record company I record for is pleased to announce a series of workshop records that have all the Plus basics featured one or two on each record. The records may be purchased by callers for resale to your Plus workshopers to practice at home...You may buy 5 records for resale for \$10.00 plus \$1.00 for postage...Resale for \$3.00 each to the dancers and you can earn a few dollars for your efforts and all should benefit from this program....You will be able to buy the records from your dealer if you wish to check out the recording quality etc prior to purchasing in bulk.. Sq. Tunes. 236 Walker Springs Rd. Knoxville, Tenn. 37919

EXPERIMENTAL WORKSHOP: Plus level.

I have not reported any experimentals for a couple of months and while I will pass the following along I don't feel either has any real merit....So read and you judge.....

SHIFT LEFT/ RIGHT and anything.....Don Beck....

Starting from two lines facing, on the call SHIFT LEFT, all dancers will side step to their left one position. Note do not step ahead as in a veer....You will now have two couples facing and two couples off set to the far left of the lines....The off set couples will as a couple bend to fill in the open ends as the facing couples pick up the next call such as a square thru etc... A shift right gives you the same action but sliding to your right....

Comments....You need some smooth entry flow to give this call a feeling of dancing, it is hard for dancer to move sideways smoothly....so here are a few ideas for getting the shift LEFT started...

FROM LINES A RIGHT & LEFT THRU...

FROM LINES A FLUTTER WHEEL...(best do a right & left thru then flutter wheel..

FROM PARALLEL WAVES A LINEAR CYCLE..

FROM TIDAL WAVES A RECYCLE..

FROM EIGHT CHAIN THRU WAVES..RECYCLE & SWEEP 1/4...

ZERO LINE..DO SA DO TO A WAVE..GIRLS TRADE..

RECYCLE..SHIFT LEFT..& SQUARE THRU FOUR..

RIGHT & LEFT THRU..PASS THRU..TRADE BY..LEFT ALLE..

ZERO LINE..PASS THE OCEAN..RECYCLE & SWEEP 1/4..

SHIFT LEFT...& PASS THE OCEAN..EXTEND..

ALL 8 CIRCULATE..GIRLS TRADE..RECYCLE..LEFT ALLE..

-----  
TOUCHE'...Dick Bayer

Dick has killed all chances that this call could become popular by giving us different starting action when in different formations....Dancers need ONE set of rules, not rules filled with loop holes...So read on and YOU use your GOOD judgement.....

From waves, two faced lines and some 3 & 1 lines you will all hinge with the adjacent dancer. (sometimes an arm turn hinge others a partner hinge, then the centers of the new formation will slide sashay nose to nose....That is unless you start in an eight chain thru set up in which case you do a touch 1/4 instead of a hinge....NOW Dick do you really feel that you have thought out what dancers must be wondering????

If Dick had given us the action from parallel waves alone this would have been sufficient.

ZERO BOX..WAVE...TOUCHE' FERRIS WHEEL..

BOYS PASS THRU..TOUCH 1/4..GIRLS TRADE..

RECYCLE..LEFT ALLE...

ZERO BOX ...SWING THRU..TOUCH'..


COUPLES CIRCULATE..BEND THE LINE..

PASS THRU..U TURN BACK..STAR THRU..ZOOM..

SQUARE THRU 3/4..LEFT ALLE...

-----  
REMEMBER THIS IS THE TIME FOR YOU TO CONSIDER THE NEW DANCERS...PLEASE  
DON'T RUSH THEM INTO PLUS WORKSHOPS RIGHT AFTER GRADUATION...

NOTES FOR CALLERS  
JACK LASRY  
1513 NO. 46th AVE.  
HOLLYWOOD, FL.. 33021



FIRST CLASS MAIL

RAY AUBUT  
105 SLADEN ST.  
DRACUT, MA 01826

**notes** JACK A. LASRY 1513 N. 46th AVE. / HOLLYWOOD, FLORIDA 33021 / (305) 981-7788  
**FOR CALLERS**

JUNE 1982

VIEWPOINT	26
BASIC CHOREO..Split Circulate.	26
MAINSTREAM CHOREO	27
CROSS RUNS FOR MAINSTREAM	28
PLUS PROGRAM Featuring Trade The Wave..	29
EXPERIMENTAL WORKSHOP	30
BUT SHIFT TO...	
DANCING PLUS	30

## VIEWPOINT:

SUMMER TIME and the dancing should be easy.....Not the correct words to the song but there is some value....Vacations and normal summer interruptions to regular dance programs should tell us that the summer is the time to back off and allow the dancers the opportunity to relax and dance ...Callerlab has recognized this by not releasing any experimentals during the summer quarter, so lets take the hint and plan some summer party dances that will keep dancing light & lively....

## BASIC CHOREOGRAPHY:

I notice that most dancers at the mainstream plateau have very little trouble with split circulate when you set it up from a box with a Touch 1/4 but from parallel ocean waves the dancer seems lost an unable to recognize the split circulate concept....Perhaps you should test out your group and see if they need some help....If they do try a workshop tip on split circulate and perhaps the following "Teach" will be helpful....  
From a Zero Box Wave have the girls drop hands and have the boys take the girls they are adjacent to and together slide apart from the other pair in your wave....Now have the dancers check out their split circulate boxes and tell them that you have constructed a high fence between each box of dancers and you must stay on your own side of the fence...

Newer dancers may be startled at the completion of one split circulate as the ending will be two boys/ two girls in the wave.....Call a few split circulates then re-establish the parallel wave and review the action and have the dancers recognize that they really have two parallel waves and wave basics can be used....Work on combinations that include swing thru then split circulates followed by another swing thru, add all 8 circulate into the combinations and with a little practice the dancers will do fine.....

ZERO BOX..DO SA DO TO A WAVE....  
SPLIT CIRCULATE..SPLIT CIRCULATE..  
BOYS RUN..BEND THE LINE..SLIDE THRU..LEFT ALLE..

ZERO BOX..SWING THRU..SPLIT CIRCULATE  
SPLIT CIRCULATE..SWING THRU..BOYS RUN..  
BEND THE LINE..SLIDE THRU..LEFT ALLE...

ZERO BOX WAVE...SPLIT CIRCULATE..SWING THRU..  
SPLIT CIRCULATE..SCOOT BACK..BOYS RUN..  
SLIDE THRU..LEFT ALLE...

ZERO LINE..PASS THE OCEAN..ALL 8 CIRCULATE...  
SPLIT CIRCULATE..SWING THRU..BOYS RUN...  
PASS THRU..BEND THE LINE..RIGHT & LEFT THRU..  
SLIDE THRU..SWING THRU..TURN THRU..LEFT ALLE...

ZERO LINE..PASS THE OCEAN..SWING THRU..  
SPLIT CIRCULATE..CENTERS TRADE..  
SPLIT CIRCULATE..BOYS RUN..PASS THE OCEAN..  
SWING THRU..TURN THRU..LEFT ALLE...

ZERO BOX..TOUCH 1/4..CENTERS TRADE...  
SPLIT CIRCULATE..RECYCLE..PASS TO THE CENTER....  
SQUARE THRU 3/4..LEFT ALLE....

ZERO BOX...WAVE..RECYCLE & VEER LEFT..  
COUPLES CIRCULATE..BOYS RUN..SPLIT CIRCULATE..  
CENTERS TRADE..SCOOT BACK..BOYS RUN..  
PASS THE OCEAN..RECYCLE..LEFT ALLE.....



MAINSTREAM CHOREOGRAPHY...STANDARD POSITION: (including quarterlies)

ZERO LINE..PASS THRU..WHEEL & DEAL..DOUBLE PASS THRU..  
CLOVERLEAF...CENTERS PASS THRU..  
SPIN CHAIN THRU..GIRLS CIRCULATE ONE SPOT...  
BOYS RUN..WHEEL & DEAL..PASS THRU..LEFT ALLE.....

HEADS TOUCH 1/4..WALK & DODGE..  
ALL TOUCH 1/4..SPLIT CIRCULATE..BOYS RUN.. Lines up & back  
CENTERS BOX THE GNAT..CENTERS SQUARE THRU FOUR...  
ENDS STAR THRU..DO SA DO TO A WAVE...  
GIRLS TRADE..RECYCLE..PASS THRU..LEFT ALLE...

ZERO LINE..PASS THRU..TAG THE LINE..CLOVERLEAF..  
CENTERS SWING THRU.. CENTERS LINEAR CYCLE,, & SQUARE THRU FOUR..  
TOUCH 1/4..SCOOT BACK..BOYS RUN....  
PASS THRU..WHEEL & DEAL..ZOOM..SQUARE THRU 3/4,..LEFT ALLE...

ZERO LINE..PASS THRU..TAG THE LINE..  
CENTERS IN..CAST OFF 3/4...  
BOX THE GNAT..FAN THE TOP...  
RECYCLE..SQUARE THRU 3/4..LEFT ALLE...

ZERO LINE..TOUCH 1/4.. 8 CIRCULATE..  
HINGE 1/4..FAN THE TOP..RECYCLE & VEER LEFT...(good equiv. of zero box swing thru  
boys run) FERRIS WHEEL....DOUBLE PASS THRU....  
LEAD COUPLE CLOVERLEAF..CENTERS PARTNER TAG...  
SQUARE THRU 3/4..TRADE BY..LEFT ALLE....

ZERO LINE..PASS THRU..TAG THE LINE RIGHT...  
CENTERS TRADE..BEND THE LINE...(timing is acute for smooth dancing)  
CENTERS SQUARE THRU FOUR..ENDS STAR THRU...  
RIGHT & LEFT THRU..VEER LEFT..  
FERRIS WHEEL..CENTERS SWING THRU..TURN THRU..LEFT ALLE....

SOME TURN THRU DRILLS:....

HEADS TURN THRU..CLOVERLEAF....SIDES TURN THRU..  
DO SA DO TO A WAVE...GIRLS CIRCULATE..BOYS TRADE...  
BOYS RUN..WHEEL & DEAL...BOX THE GNAT..GRAND RIGHT & LEFT...

HEADS SWING THRU..TURN THRU..& CLOVERLEAF...  
SIDES SWING THRU..TURN THRU..LEFT ALLE...

ZERO BOX..SWING THRU..TURN THRU..  
TRADE BY..DO SA DO TO A WAVE..  
RECYCLE..LEFT ALLE....

ZERO LINE..SWING THRU..TURN THRU..  
BOYS RUN..WALK & DODGE...PARTNER TRADE..  
STAR THRU..PASS THRU..U TURN BACK..GRAND RIGHT & LEFT...

HEADS ROLLAWAY 1/2 SASHAY..CIRCLE EIGHT...  
BOYS TURN THRU..BOYS CLOVERLEAF..GIRLS TURN THRU..  
ALL LEFT TURN THRU..BOYS CLOVERLEAF...  
GIRLS LEFT SQUARE THRU FOUR..SWING FATHER..PROM....

## USING CROSS RUN: MAINSTREAM....

Crossrun seems to be used as a centers cross run and mostle with the centers moving to their right....Dancers can become trapped with basics when we callers only use them from limited formations and wonder why they have difficulty when they hear the call they "know" from a formation they are not used to....Cross run can be used as a centers action from any wave, two faced line, and three and one lines, etc. The ends can also cross run (into the furthest center position) from waves and lines....Some ideas for You...

ZERO BOX...SWING THRU,,BOYS RUN..TAG THE LINE RIGHT..  
BOYS CROSS RUN..GIRLS CROSS RUN..  
TAG THE LINE RIGHT..WHEEL & DEAL..  
PASS TO THE CENTER..SQUARE THRU 3/4..LEFT ALLE...

ZERO LINE..RIGHT & LEFT THRU..DIXIE STYLE TO A WAVE..  
BOYS CROSS RUN..RECYCLE..SWING THRU..TURN THRU..LEFT ALLE...

## NOW LETS EXPLORE CROSS RUN:

ZERO BOX..WAVE....GIRLS CROSS RUN...GIRLS CIRCULATE..  
BOYS TRADE..BOYS RUN..BEND THE LINE..STAR THRU..LEFT ALLE...

ZERO BOX..SWING THRU..BOYS CROSS RUN..BOYS CIRCULATE..  
GIRLS TRADE..GIRLS CROSS RUN..GRAND RIGHT & LEFT...

ZERO BOX..SWING THRU..BOYS RUN..TAG THE LINE IN....  
PASS THRU..BOYS CROSS RUN..GIRLS PARTNER TRADE...lines up & back..  
PASS THRU..GIRLS CROSS RUN..BOYS PARTNER TRADE...lines up & back..  
TOUCH 1/4..8 CIRCULATE..BOYS RUN..  
DOUBLE PASS THRU..CLOVERLEAF..ZOOM..  
CENTERS SWING THRU..TURN THRU..LEFT ALLE....

## ENDS DOING THE CROSS RUN....

ZERO BOX..WAVE....BOYS CROSS RUN...(teach the girls how to slide over to make room....they sometimes forget that is their responsibility)  
BOYS CIRCULATE..balance...GIRLS CROSS RUN...(teach the boys how to slide over)  
GIRLS TRADE..SWING THRU..TURN THRU..LEFT ALLE....

ZERO LINE..RIGHT & LEFT THRU..DIXIE STYLE TO A WAVE..  
GIRLS CROSS RUN..SCOOT BACK..BOYS TRADE..  
GIRLS CROSS RUN..GIRLS RUN..PROM..HOME...

ZERO LINE..PASS THRU..TAG THE LINE RIGHT..  
CENTERS WALK & DODGE..ENDS CROSS RUN..  
NEW CENTERS WALK & DODGE..ALL CAST OFF 3/4..  
STAR THRU..CENTERS PASS THRU..SQUARE THRU 3/4..LEFT ALLE...

ZERO BOX..SWING THRU..BOYS RUN..TAG THE LINE IN..  
PASS THRU..GIRLS CROSS RUN...GIRLS PASS THRU..  
BOYS CROSS RUN..BOYS PASS THRU..CAST OFF 3/4..  
PASS THRU..TAG THE LINE RIGHT..FERRIS WHEEL..  
ZOOM..SQUARE THRU 3/4..LEFT ALLE.....

Be careful with the Cross Run, most of the dancers will have to learn how to dance the action from the ends of waves and lines.....

## THE PLUS PROGRAM:

If you are into workshoping or calling REMAKE THE THAR...please be sure that you give the dancers an opportunity to learn the action from a wrong way thar fromation....I often find nice dancers have a problem with remake the thar from the wrong way thar formation and can do it blindfolded from the normal thar formation....It works well and lends itself to working the All 8 Spin The Top in combination....

DANCING THE PLUS PROGRAM; Exploring TRADE THE WAVE.....

ZERO LINE..RIGHT & LEFT THRU..DIXIE STYLE TO A WAVE...  
TRADE THE WAVE..EXPLODE THE WAVE..BOYS RUN RIGHT..  
FOLLOW YOUR NEIGHBOR & SPREAD..  
SWING THRU..TURN THRU..LEFT ALLE.....

ZERO LINE..SQUARE THRU 3/4..COURTESY TURN..LADIES LEAD..DIXIE STYLE TO A WAVE...BOYS TRADE..LEFT SWING THRU..  
TRADE THE WAVE..GIRLS CROSS FOLD..GRAND RIGHT & LEFT...

ZERO BOX..WAVE...TRADE THE WAVE..GIRLS CIRCULATE..BOYS TRADE  
TRADE THE WAVE..RECYCLE..PASS THRU..LEFT ALLE...

ZERO BOX..SWING THRU..TRADE THE WAVE..  
BOYS CIRCULATE..GIRLS TRADE..GIRLS RUN...  
PROM..HOME.....

NOTE; If the dancers are having a problem with some of the waves in finding with whom they trade, the "take a peek" then the command trade the wave will help some.....

ZERO BOX..SWING THRU..HINGE 1/4..TRADE THE WAVE...  
GIRLS TRADE..STAR THRU..TRADE BY..  
DO SA DO TO A WAVE..TRADE THE WAVE..LEFT ALLE.....

ZERO BOX..RIGHT & LEFT THRU..VEER LEFT..  
COUPLES CIRCULATE..GIRLS RUN..WITH A LEFT HINGE 1/4..balance...  
TRADE THE WAVE..FOLLOW YOUR NEIGHBOR & SPREAD...  
RECYCLE..SQUARE THRU 3/4..TRADE BY..LEFT ALLE....

ZERO LINE..RIGHT & LEFT THRU..DIXIE STYLE TO A WAVE..  
GIRLS CIRCULATE BOYS TRADE..BOYS RUN...  
GIRLS HINGE 1/4..girls balance...GIRLS TRADE THE WAVE & SWING THRU..  
BOYS CIRCULATE DOUBLE...GIRLS CAST OFF 3/4... balance  
TRADE THE WAVE..BOYS RUN..BOYS CIRCULATE..GIRLS TRADE..  
WHEEL & DEAL..LEFT ALLE.....

ZERO LINE..PASS THE OCEAN..FAN THE TOP..  
GRAND SWING THRU..EACH WAVE..TRADE THE WAVE...  
CENTER FOUR..TRADE THE WAVE & RECYCLE...THEN SQUARE THRU FOUR..  
OUTSIDE GIRLS RUN..THEN BEND TO FACE IN...(the outside couples will bend in)  
ALL PASS THRU..TRADE BY..BOX THE GNAT..GRAND RIGHT & LEFT....

A CUTE GET OUT...A TRADE THE WAVE TO A GRAND RIGHT & LEFT...

ZERO LINE..SQUARE THRU 3/4..COURTESY TURN..GIRLS LEAD DIXIE STYLE TO A WAVE..  
BOYS TRADE..LEFT SWING THRU..GIRLS TRADE..  
TRADE THE WAVE..GRAND RIGHT & LEFT....

## EXPERIMENTAL WORKSHOP:

Over the years many callers have changed the Spin Chain The Gears Star directionally to turn  $1/2$  or full instead of the basic  $3/4$ ....Carl Hanks has come up with an idea you may wish to explore. Carl calls his idea...Spin Chain The Gears BUT SHIFT TO FIRST, SECOND, THIRD, or FOURTH....The person facing IN as the point of the star is the number one position, the number one person the dancer behind him/her is number 2 etc....Upon the command Spin Chain The Gears BUT SHIFT...the person who is the number called out will raise and extend their free arm to when the star turns and that person ends up in the center of the set as the centers of the wave they will with the extended arms easily catch each other for the trade action and the remainder of the gears action is standard.....The reason I feel this idea is worth reporting is there is time to clue the dancers into the change with the use of BUT SHIFT TO, also once the dancers know their number in star rotation and remember to raise the free arm it is easily danced...

ZERO BOX..SPIN CHAIN THE GEARS BUT SHIFT TO SECOND...  
BOYS RUN..WHEEL & DEAL..  
SQUARE THRU  $3/4$ ..TRADE BY..LEFT ALLE...

ZERO BOX..SPIN CHAIN THE GEARS BUT SHIFT TO FOURTH....  
BOYS RUN...WHEEL & DEAL..LEFT ALLE...

---

## DANCING PLUS ;

ZERO BOX..SWING THRU..BOYS RUN..TAG THE LINE LEFT..  
COUPLES CIRCULATE..BOYS TRADE..BOYS RUN RIGHT..  
GIRLS TRADE..RELAY THE DUCY..RECYCLE..  
PASS THRU..TRADE BY..LEFT ALLE..

HEADS PASS THRU..AROUND ONE TO A LINE...  
LINES PASS THRU..CENTERS CHASE RIGHT..  
ENDS MOVE ALONG & TOUCH  $1/4$ ...  
ALL 8 CIRCULATE..BOYS RUN..PASS THRU..LEFT ALLE...


ZERO LINE..PASS THE OCEAN..SPIN THE TOP..  
GRAND SWING THRU..BOYS RUN..BOYS TRADE..  
COUPLES HINGE..COUPLES CIRCULATE..GIRLS RUN...  
GIRLS TRADE..TRADE THE WAVE...BOYS RUN..  
WHEEL & DEAL..PASS TO THE CTR. SQUARE THRU  $3/4$ ..LEFT ALLE..

ZERO LINE..LOAD THE BOAT..BUT THE CENTERS GO. $3/4$ ...  
DOUBLE PASS THRU..TRACK II..SWING THRU...  
GIRLS FOLD..PEEL THE TOP..RECYCLE & SWEEP  $1/4$  MORE..  
BOX THE GNAT..GRAND RIGHT & LEFT...

ZERO LINE..TOUCH  $1/4$ ..TRIPLE SCOOT..8 CIRCULATE..  
CENTER FOUR..SCOOT BACK..& WALK & DODGE...  
CENTERS IN..CAST OFF  $3/4$ ..CENTERS RIGHT & LEFT THRU..  
CENTERS DIXIE STYLE TO A WAVE..ENDS CIRCULATE ONCE &  $1/2$ ..  
BOYS..DIAMOND CIRCULATE..INSIDE GIRLS RUN LEFT...  
CK THECENTER DIAMOND..FLIP THAT DIAMOND..  
OUTSIDERS BEND TO FACE IN...EXTEND TO A WAVE..  
GIRLS CIRCULATE..BOYS TRADE..BOYS RUN..BEND THE LINE..  
PASS THE OCEAN..GIRLS TRADE..RECYCLE..LEFT ALLE.....

KEEP THE PLUS DANCING AT A FUN PLATEAU..

NOTES FOR CALLERS  
JACK LASRY  
1513 NO. 46th AVE.  
HOLLYWOOD, FL. 33021



FIRST CLASS MAIL

RAY AUBUT  
105 SLADEN ST  
DRACUT MA 01826

**notes** JACK A. LASRY 1513 N. 46th AVE. / HOLLYWOOD, FLORIDA 33021 / (305) 981 7788  
**FOR CALLERS**

JULY 1982

VIEWPOINT.....	31
BASIC CHOREO..SOME ZOOMS.....	31
PARTNER HINGE AT MAINSTREAM .....	32
PARTNER HINGE & PLUS BASICS .....	32
PEEL OFF AT MAINSTREAM .....	33
PEEL OFF WITH PLUS BASICS .....	33
PLUS PROGRAM..LEFT HANDED CHOREO .....	34
DANCING THE PLUS PROGRAM .....	35
EXPERIMENTAL WORKSHOP..DOUBLE YOUR PLEASURE .....	35

(B)

## VIEWPOINT:

A great change has taken place in the style of calling and dancing in the past ten years... Square Dancing when callers used memorized routines and zeros etc. had a true feeling of DANCING... By dancing I mean continuous motion from one call to another with some balances and lines up & back to allow for the slow movers or less experienced dances to keep up.... Since the advent of SIGHT CALLING many callers have need for formation recognition after a call is given and the dance has become a stop & start with a check this and check that formation then on to another call..... The dance has been reduced to marching!!!! Some of this is due to the style of calling that is used with some challenge dancing where the formations created are very difficult and the caller wants the dancer to see where he is so he can determine what to do with the next call BUT the challenge dance should not influence the average dancer and caller.... If you are honest with yourself, watch closely as you call and the dancers move if you are guilty of alot of stop & start dancing then work on your timing so we can put the DANCE BACK INTO SQUARE DANCING.....

-----

## BASIC CHOREOGRAPHY:

Zoom is an easily danced basic that all dancers can do well, it has some possibilities for expanded usage from the usual zoom from the double pass thru formation....

You can Zoom from a completed double pass thru formation;

From the double pass thru or completed double pass thru from normal or 1/2 sashayed couples you can have ONLY THE BOYS OR ONLY THE GIRLS ZOOM.....

From parallel ocean waves or two faced lines the ends can zoom.. (the centers can but it is very close positioning for smooth dancing.

From single box circulate formations you can Zoom.....

## A FEW DANCING EXAMPLES.....

ZERO LINE...PASS THRU..WHEEL & DEAL...BOYS ONLY ZOOM..  
SQUARE THRU 3/4..SLIDE THRU....PASS THRU..WHEEL & DEAL..  
GIRLS ONLY ZOOM...SQUARE THRU 3/4...DO SA DO TO A WAVE...  
GIRLS TRADE.. SWING THRU..TURN THRU..LEFT ALLE...

ZERO BOX..RIGHT & LEFT THRU..VEER LEFT...  
COUPLES CIRCULATE..BOYS ZOOM ...GIRLS TRADE..  
FERRIS WHEEL..ZOOM..PASS THRU..LEFT ALLE.....

ZERO LINE..RIGHT & LEFT THRU..DIXIE STYLE TO A WAVE...  
GIRLS ZOOM..BOYS TRADE.....BOYS CROSS RUN..BOYS ZOOM..  
GIRLS TRADE..GIRLS RUN..BEND THE LINE..BOX THE GNAT..  
CROSSTAIL THRU..LEFT ALLE.....

ZERO BOX..RIGHT & LEFT THRU...DIVE THRU..  
CENTERS CURLIQUE...CENTERS IN YOUR BOX ZOOM...  
BOYS RUN RIGHT...LEFT ALLE...

ZERO LINE..TOUCH 1/4..8 CIRCULATE..CENTER FOUR (in you box)ZOOM..  
ALL BOYS RUN..CENTERS PASS THRU..LEFT ALLE....

You may have to review the action of a Zoom, be sure that the dancers know that the lead person must complete the action into the foot prints of the trailing dancer as the trailing dancer steps ahead into the vacated position of the leader.... All formations remain the same, that is to say if you have the ends of parallel two faced lines Zoom then you will end back in parallel two faced lines.....

### PEEL OFF, A MAINSTREAM BASIC:

The basic Peel Off is one of the weak basics as far as mainstream dancers go, the two basic formations for peel off is the completed double pass thru set up and the other is the Z set up. The Z formation is set up from a wave by having the ends fold....You can explore peel off from the double pass thru formation and from each box in a column but if you can get the average dancer to Peel Off well from the two basic formations you will be doing fine.....Remind the dancers of the two major important parts in dancing a peel off...First, the lead people must about face away from the adjacent dancer leaving a gap between them so the trailing dancer can step ahead into the vacated position then also about face by turning away from the adjacent dancer or away from the center line....It is important for the dancers to flow away in their about face action....It may help to tell them a peel off is like peeling a banana, all the peelings must fall AWAY from the center..... When you call a peel off from a completed double pass thru formation you will end in lines facing in, from the Z formation you will end in two faced lines.....

ZERO LINE..PASS THRU..WHEEL & DEAL..DOUBLE PASS THRU..  
PEEL OFF...STAR THRU..PEEL OFF..STAR THRU..CALIF. TWIRL..  
ZOOM..SWING THRU..TURN THRU..LEFT ALLE...

HEADS PASS THRU..AROUND ONE TO A LINE..  
PASS THRU..WHEEL & DEAL..DOUBLE PASS THRU..PEEL OFF..  
PASS THRU..TAG THE LINE..PEEL OFF....  
PASS THRU..TAG THE LINE RIGHT...BOYS CROSS RUN..  
WHEEL & DEAL..PASS TO THE CENTER..SQUARE THRU 3/4..LEFT ALLE...

ZERO BOX..SWING THRU..GIRLS FOLD..PEEL OFF..  
FERRIS WHEEL..CENTERS PASS THRU..LEFT ALLE....

ZERO BOX..SWING THRU..BOYS TRADE..GIRLS FOLD..  
PEEL OFF..BEND THE LINE..STAR THRU..  
PASS TO THE CENTER..SQUARE THRU 3/4..LEFT ALLE...

ZERO LINE..DO SA DO TO A WAVE..SWING THRU..  
GIRLS FOLD..PEEL OFF..COUPLES HINGE..  
WHEEL & DEAL..SWING THRU..TURN THRU..LEFT ALLE...

### PEEL OFF WITH PLUS BASICS:

ZERO BOX..SWING THRU..GIRLS FOLD..PEEL OFF..  
CROSS FIRE....EACH FOUR..WALK & DODGE..  
PARTNER TRADE..STAR THRU..PASS THRU..U TURN BACK..LEFT ALLE...

ZERO LINE..PASS THE OCEAN..SWING THRU..SPIN THE TOP..  
GRAND SWING THRU..CENTER FOUR..SWING THRU..  
CENTER GIRLS FOLD & PEEL OFF..CENTERS 1/2 TAG THE LINE..  
ENDS HINGE 1/4..ALL BOYS RUN RIGHT..  
SQUARE THRU 3/4..TRADE BY..LEFT ALLE...

ZERO BOX..WAVE..BOYS FOLD..PEEL OFF..  
BOYS HINGE 1/4..DIAMOND CIRCULATE..  
FLIP THE DIAMOND..BOYS TRADE..BOYS RUN..  
WHEEL & DEAL..PASS TO THE CENTER..SQUARE THRU 3/4..LEFT ALLE...

A LOOK AT PARTNER HINGE AT MAINSTREAM:

A partner hinge starts with a pair of dancers facing the same direction and on the command Partner Hinge they will do 1/2 of a partner trade action ending in opposite facing direction and holding right arms...Note you will always end in a right hand formation as the partner trade action determines the proper ending position.....

ZERO LINE..PASS THRU..PARTNER HINGE..  
GIRLS TRADE..SWING THRU..TURN THRU..LEFT ALLE...

ZERO LINE..PASS THRU..PARTNER HINGE..  
FAN THE TOP..RECYCLE..LEFT ALLE...

HEADS PASS THRU..PARTNER HINGE..  
HINGE & FLUTTER..LEAD TO THE RIGHT ...LEFT ALLE.....

HEADS PASS THRU..AROUND ONE TO A LINE...  
CENTERS PASS THRU..PARTNER HINGE...ENDS STAR THRU...  
CENTERS STEP THRU..MAKE A WAVE...  
GIRLS TRADE..RECYCLE..LEFT ALLE....

ZERO BOX..SWING THRU..BOYS RUN..COUPLES CIRCULATE..  
PARTNER HINGE..SCOOT BACK..BOYS RUN..  
PASS THRU..WHEEL & DEAL..ZOOM..SQUARE THRU 3/4..LEFT ALLE...

ALL 8 TO THE MIDDLE & BACK..PARTNER HINGE..  
WRONG WAY THAR..MEN BACK UP..SHOOT THE STAR..LEFT ALLE....

ZERO LINE..PASS THRU..PARTNER HINGE..GIRLS TRADE..  
SINGLE HINGE..WALK & DODGE..  
PARTNER TRADE..LEFT ALLE....

PARTNER HINGE AT THE PLUS LEVEL:

ZERO BOX..RIGHT & LEFT THRU..VEER LEFT..  
COUPLES HINGE..TRIPLE TRADE..PARTNER HINGE..  
COORDINATE..BEND THE LINE..STAR THRU..  
PASS TO THE CENTER SQUARE THRU 3/4...LEFT ALLE...

ZERO LINE..PASS THRU..PARTNER HINGE..  
EXPLODE THE WAVE..PARTNER HINGE..  
SCOOT BACK..GRAND RIGHT & LEFT...

HEADS PASS THRU..AROUND ONE TO A LINE...  
ENDS LOAD THE BOAT..CENTERS PASS THRU..PARTNER HINGE..  
PING PONG CIRCULATE..OUTSIDES PARTNER HINGE...  
CENTERS HINGE 1/4..ALL GRAND RIGHT & LEFT...

ZERO BOX..SWING THRU ..BOYS RUN...COUPLES HINGE..  
TRIPLE TRADE..CENTER FOUR...PARTNER HINGE  
OTHERS BEND IN....CENTERS WALK & DODGE..TOUCH 1/4..  
CENTERS TRADE..BOYS RUN..RIGHT & LEFT THRU..  
PASS THE OCEAN..RECYCLE..LEFT ALLE....

Keep in mind that a partner hinge after a pass thru is the same as a pass the ocean as far as the ending formation but the dancer has a different feel while dancing....



## THE PLUS PROGRAMS:

### INTRODUCING THE LEFT HANDED ASPECT OF PLUS DANCING:

Left handed usage of the basics is not a necessary part of enjoying square dancing, however the addition of basics from the left side invokes another aspect to our activity for the groups that enjoy variety and a bit of a challenge within the framework of a program such as we have with the 27 calls on the plus program....Most experienced mainstream dancers will do a LEFT swing thru when directed but few have the opportunity to really explore the left handed format-ions.... I like to start with a few left swing thrus, add a left spin the top, add a left spin chain thru and when things are going well I get into a left handed split circulate, scoot back, walk & dodge and left hand diamond circulates and a left handed flip the diamond into a left handed follow your neighbor and from there the gears and relay the deucey....A left handed crossfire is also there along with the left handed couples hinge & triple trade routines, so you can see there is alot of variety available without RUSHING INTO the advanced level... REMEMBER this stuff is often more difficult for the dancers then learning a new call from the standard position so GO SLOWLY and give the dancers a chance to enjoy the variety not get KILLED by it.....

ZERO LINE..LEFT TOUCH 1/4...ALL 8 CIRCULATE..  
GIRLS RUN..LEFT ALLE...

ZERO BOX..LEFT TOUCH 1/4..SPLIT CIRCULATE...  
WITH A LEFT HINGE 1/4..TRADE THE WAVE..  
RECYCLE..LEFT ALLE...

ZERO BOX..LEFT TOUCH 1/4..SCOOT BACK..(girls use left hands for the turn thru)  
SCOOT BACK..(boys use the left..) BOYS RUN..  
BOX THE GNAT..SLIDE THRU..LEFT ALLE..

ZERO BOX..LEFT TOUCH 1/4..FOLLOW YOUR NEIGHBOR(don't spread)  
GIRLS RUN..BEND THE LINE..LEFT ALLE..

ZERO LINE..LEFT TOUCH 1/4..TRIPLE SCOOT..  
GIRLS RUN..SQUARE THRU 3/4..LEFT ALLE...

ZERO BOX..LEFT TOUCH 1/4..SPLIT CIRCULATE..  
WALK & DODGE..TO THE LEFT CHASE..  
SCOOT BACK..GIRLS RUN..STAR THRU..  
PASS TO THE CENTER..SQUARE THRU 3/4..LEFT ALLE...

ZERO LINE..RIGHT & LEFT THRU..ROLLAWAY 1/2 SASHAY..  
LEFT TOUCH 1/4..COORDINATE..BEND THE LINE..  
STAR THRU..TRADE BY..PASS TO THE CENTER ..PASS THRU..LEFT ALLE...

ZERO LINE..RIGHT & LEFT THRU..DIXIE STYLE TO A WAVE..  
BOYS TRADE..LEFT SWING THRU..LEFT SPIN CHAIN THE GEARS...  
TRADE THE WAVE..BOYS RUN..  
COUPLES CIRCULATE..WHEEL & DEAL..PASS THRU..LEFT ALLE....

ZERO BOX..SWING THRU..BOYS RUN..  
TAG THE LINE LEFT..COUPLES CIRCULATE..FERRIS WHEEL CTRS. VEER RIGHT...  
CENTERS CROSS FIRE...WALK & DODGE..  
PASS TO THE CENTER..SQUARE THRU 3/4..LEFT ALLE...

You may wish to let the dancers know they are in a left handed set by calling something like "Your Lefty" scoot Back, or With a Left Scoot Back etc.....

## DANCING PLUS PLATEAU BASICS:

ZERO LINE..SWING THRU..WITH A RIGHT TRADE & ROLL..  
SINGLE CIRCLE TO A MINI WAVE..  
BOYS RUN..RIGHT & LEFT THRU..VEER LEFT..CROSSFIRE..GIRLS RUN...  
SQUARE THRU ON THE THIRD HAND..GRAND RIGHT & LEFT...

ZERO LINE..PASS THRU..3/4 TAG THE LINE..  
THE WAVE..SWING THRU..TURN THRU..CENTERS IN..CAST OFF 3/4..  
PASS THRU..BEND THE LINE..PASS THRU..GIRLS RUN RIGHT..  
FOLLOW YOUR NEIGHBOR & SPREAD...  
BOYS RUN..WHEEL & DEAL..LEFT ALLE..

ZERO BOX..RIGHT & LEFT THRU..VEER LEFT..COUPLES CIRCULATE..  
TAG THE LINE RIGHT..BOYS CROSS RUN..GIRLS HINGE..  
DIAMOND CIRCULATE..BOYS EXPLODE THE WAVE...  
BOYS RUN...GIRLS FOLLOW YOUR NEIGHBOR & SPREAD...BOYS LOAD THE BOAT..  
GIRLS SWING THRU,..EXTEND TO A WAVE..  
SCOOT BACK..BOYS RUN..LEFT ALLE....

ZERO LINE..RIGHT & LEFT THRU..DIXIE STYLE TO A WAVE..  
FAN THE TOP..GRAND LEFT SWING THRU..  
CENTER FOUR..TRADE THE WAVE..  
GIRLS FOLD...BOYS EXTEND..(ck parallel left handed waves)  
TRADE THE WAVE..SCOOT BACK..BOYS RUN..  
STAR THRU..PASS THRU..TRADE BY..LEFT ALLE...

ZERO BOX..WAVE..EXTEND..THE WAVE..FAN THE TOP..  
ENDS PARTNER HINGE..GIRLS FOLD...  
BOYS TAG THE LINE RIGHT..ALL EXTEND...  
FOUR GIRLS TAG THE LINE LEFT..GIRLS EXTEND..  
ALL BEND THE LINE..STAR THRU..ZOOM..  
SWING THRU..TURN THRU..LEFT ALLE..

---

## EXPERIMENTAL WORKSHOP:

### DOUBLE YOUR PLEASURE..Lee Kopman

I had published this experimental in the advanced supplement several month ago and after using it I feel that it is an acceptable experimental for the plus dancers who like workshop ideas. I don't feel that it has a long lasting future at the plus plateau....

FROM A COLUMN set up with a curlique the action starts with the lead dancer in each column doing a peel off about face then a circulate to the foot of the column as the other six dancers extend to reform a column of six then with the adjacent dancer trade...The new column leader will then peel off and stand still as the remaining four dancers extend to a box and trade with the adjacent dancer...The action is now over ending with parallel left handed waves...

### EXAMPLE;

ZERO LINE..CURLIQUE..DOUBLE YOUR PLEASURE..  
TRADE THE WAVE..SWING THRU..SCOOT BACK..  
BOYS RUN..PASS THE OCEAN..RECYCLE..  
PASS TO THE CENTER..SQUARE THRU 3/4..LEFT ALLE....

HEADS PASS THRU..AROUND ONE TO A LINE..  
TOUCH 1/4..8 CIRCULATE..DOUBLE YOUR PLEASURE..  
TRADE THE WAVE..GIRLS RUN..BEND THE LINE..LEFT ALLE....

NOTES FOR CALLERS  
JACK LASRY  
1513 NO. 46th AVE.  
HOLLYWOOD, FL. 33021



FIRST CLASS MAIL

RAY AUBUT  
105 SLADEN ST  
DRACUT MA 01826

**notes** JACK A. LASRY 1513 N. 46th AVE. / HOLLYWOOD, FLORIDA 33021 / (305) 981-7788  
**FOR CALLERS**

AUGUST 1982

VIEWPOINT .....	36
BASIC CHOREO..CENTERS IN IDEAS .....	36
EXPERIMENTAL WORKSHOP:	
FAN CHAIN THRU .....	37
DANCING MAINSTREAM .....	38
DANCING MAINSTREAM & QUARTERLY SELECTIONS .....	38
PLUS PROGRAM..FOLD & ROLL .....	39
DANCING THE PLUS PROGRAM .....	40

## VIEWPOINT:

TIME TO START YOUR CLASS PROMOTION.....TIME TO REVIEW LAST YEARS CLASS PROGRAM....How many started your class? How many graduated...Did you lose to many? How many are dancing several months after graduation?/....Be honest with a self appraisal and try to do better this year....Teach more slowly, demonstrate the basics, provide more dance fun time, KEEP THE CLASS A FUN LEARNING SITUATION.....

-----

## BASIC CHOREOGRAPHY:

At Mainstream dancing a centers in is most often followed by a cast off 3/4....Many dancers will do it almost without you calling the cast off....Why not take a few ideas that do not follow this line of thinking so the dancers will realize that a centers in is not always followed by the cast off 3/4.....

### ZERO LINE..PASS THRU..WHEEL & DEAL..DOUBLE PASS THRU..CENTERS IN.....

1. CENTERS RUN..
2. CENTERS FOLD..
3. CENTERS PARTNER TRADE
4. CENTERS CALIF. TWIRL
5. CENTERS U TURN BACK
6. CENTERS CROSS RUN.
7. CENTERS CROSS FOLD..

So there is quite a few ideas other then a cast off 3/4 to use so why get in a rut???

ZERO LINE..PASS THRU..WHEEL & DEAL..DOUBLE PASS THRU..  
CENTERS IN..CENTERS RUN..NEW CENTERS CALIF. TWIRL..  
FORWARD & BACK..BOX THE GNAT..RIGHT & LEFT THRU..  
PASS THRU..BEND THE LINE..PASS THE OCEAN..  
SWING THRU..TURN THRU..LEFT ALLE...

ZERO LINE..PASS THRU..WHEEL & DEAL..DOUBLE PASS THRU..  
CENTERS IN..CENTERS CALIF. TWIRL...ENDS TRADE..BEND THE LINE..  
STAR THRU..CENTERS IN..CENTERS FOLD..  
TOUCH 1/4..SPLIT CIRCULATE..RECYCLE..  
SWING THRU..TURN THRU..LEFT ALLE...

ZERO BOX..SWING THRU..BOYS RUN..TAG THE LINE..  
CENTERS IN..CENTERS RUN..BOYS TOUCH 1/4..GIRLS CLOVERLEAF..  
BOYS WALK & DODGE..TOUCH 1/4..  
GIRLS TRADE..SWING THRU..TURN THRU..LEFT ALLE...

HEADS STAR THRU..DOUBLE PASS THRU..  
CENTERS IN..CENTERS CROSS FOLD.. NEW CENTERS PARTNER TRADE..  
NEW CENTERS SQUARE THRU 3/4.. LEFT ALLE....

ZERO LINE..RIGHT & LEFT THRU..ROLLAWAY 1/2 SASHAY..  
PASS THRU..WHEEL & DEAL..DOUBLE PASS THRU..  
CENTERS IN..CENTERS U TURN BACK..& SQUARE THRU 3/4..  
ENDS MOVE UP & STAR THRU..LEAD COUPLE CALIF. TWIRL..  
RIGHT & LEFT THRU..VEER LEFT..COUPLES CIRCULATE..  
TAG THE LINE..LADY GO LEFT..GENTS RIGHT..LEFT ALLE.....

You may wish to warn the dancers to Listen Up as you are going to see if they are really listening...Then try the centers in stuff.....

## EXPERIMENTAL WORKSHOP:

Recently Dick Bayer has come up with an experimental call, DIXIE SPIN CHAIN THRU, which starts with all dancers doing a Dixie Style to a Wave then the centers(boys) will cast off 3/4..the centers of the wave thru the middle will trade then with the adjacent end cast off 3/4 ending back in parallel left handed waves....The center action after the dixie style brings back an old action that has been lost and perhaps its time to bring back the action known as a FAN CHAIN THRU.....WHICH MEANS FROM ANY WAVE OR TWO FACED LINE OR EVEN 3&1 LINES WITH THE CENTERS FACING OPPOSITE DIRECTION... The action means the centers will cast off 3/4..new centers trade..again the cast off 3/4... The action of a Fan Chain Thru was an outgrowth of the spin chain thru but without the initial ends turn 1/2.....A dixie spin chain thru would then be called a dixie style to a wave then a FAN CHAIN THRU.....You would not be limited to the use of the Dixie spin chain thru but by using a Fan Chain Thru you can apply the smooth flowing action to many basic formations.... Let me give you a few examples and then you see what you think!!!!!!

### FROM TWO FACED LINES:

ZERO BOX..RIGHT & LEFT THRU..VEER LEFT..  
COUPLES CIRCULATE..GIRLS FAN CHAIN THRU....  
FERRIS WHEEL..CENTERS PASS THRU..ALL PASS THRU..LEFT ALLE...

ZERO BOX..SWING THRU..BOYS RUN..TAG THE LINE RIGHT..  
BOYS FAN CHAIN THRU..BOYS CROSS RUN..  
BEND THE LINE..CROSSTAIL THRU..LEFT ALLE...

ZERO LINE..PASS THE OCEAN..GIRLS TRADE..RECYCLE & VEER LEFT..  
COUPLES CIRCULATE..GIRLS FAN CHAIN THRU..BOYS CIRCULATE DOUBLE..  
FERRIS WHEEL..CTRS..SQUARE THRU 3/4..LEFT ALLE....

### FROM WAVES:

ZERO BOX..DO SA DO TO A WAVE...  
GIRLS FAN CHAIN THRU..RECYCLE..  
SWING THRU..TURN THRU..LEFT ALLE...

ZERO BOX..SWING THRU...BOYS FAN CHAIN THRU..  
BOYS RUN..WHEEL & DEAL..PASS THRU..LEFT ALLE...

ZERO LINE..PASS THE OCEAN..GIRLS FAN CHAIN THRU..  
BOYS CIRCULATE DOUBLE..SCOOT BACK..  
GIRLS CIRCULATE..BOYS TRADE..BOYS RUN..  
1/2 TAG THE LINE..SCOOT BACK..BOYS RUN..LEFT ALLE...

### FROM DIXIE STYLE WAVES:

ZERO LINE..RIGHT & LEFT THRU..DIXIE STYLE TO A WAVE..  
BOYS FAN CHAIN THRU..GIRLS CIRCULATE..ONCE..  
BOYS CROSS RUN..ALL 8 CIRCULATE..  
SWING THRU..BOYS TRADE..TURN THRU..LEFT ALLE.....

We have had a real void of experimentals with any Mainstream value...Perhaps a GOOD look at an old smooth flowing idea is in order.....What do you think.....

Like a spin chain thru, the ends are often directed to circulate double or once, well the same hold true with the fan chain thru...With the centers active the ends can circulate to use up the blank time.....First however, get the centers to dance the Fan Chain Thru crisply then add the ends circulate action....Could add to the Fan Family that is not used enough at Mainstream....

## DANCING MAINSTREAM

ZERO LINE..TOUCH 1/4..ALL 8 CIRCULATE..CIRCULATE AGAIN..  
BOYS RUN..CENTERS SQUARE THRU 3/4..  
CENTERS IN..CENTERS CROSS FOLD..STAR THRU..  
PASS THRU..WHEEL & DEAL..CTRS..SWING THRU..TURN THRU..LEFT ALLE..

ZERO LINE..PASS THE OCEAN..ALL 8 CIRCULATE..  
SPIN CHAIN THRU..GIRLS CIRCULATE DOUBLE...  
BOYS RUN..BEND THE LINE..  
STAR THRU..PASS THRU..TRADE BY..LEFT ALLE...

ZERO LINE..RIGHT & LEFT THRU..ROLLAWAY 1/2 SASHAY..  
BOX THE GNAT..FAN THE TOP..  
SPIN CHAIN THRU..GIRLS CIRCULATE DOUBLE..  
BOYS RUN..WHEEL & DEAL..LEFT ALLE...

HEADS STAR THRU..DOUBLE PASS THRU..CLOVERLEAF..  
ZOOM..CENTERS PASS THRU..DO SA DO TO A WAVE..  
RECYCLE..SWEEP 1/4..REVERSE FLUTTER WHEEL..SWEEP 1/4 MORE..  
PASS TO THE CENTER..SQUARE THRU 3/4..LEFT ALLE..

ZERO BOX..SWING THRU..BOYS RUN..TAG THE LINE..  
CLOVERLEAF..GIRLS SQUARE THRU 3/4...  
STAR THRU..COUPLES CIRCULATE..GIRLS RUN...  
GIRLS CROSS RUN...BOYS TRADE..BOYS RUN..  
BEND THE LINE..SLIDE THRU..LEFT ALLE.....

## DANCING MAINSTREAM AND QUARTERLY SELECTIONS:

ZERO BOX..DO SA DO TO A WAVE..HINGE & FLUTTER..  
DIXIE STYLE TO A WAVE..LEFT ALLE....

ZERO LINE..PASS THRU..WHEEL & DEAL..DOUBLE PASS THRU..  
CLOVERLEAF..CENTERS STEP TO A WAVE..  
PING PONG CIRCULATE..THE WAVE LINEAR CYCLE..  
THE OUTSIDES FACE PARTNER..LINES GO UP & BACK..  
STAR THRU..TRADE BY.. TOUCH 1/4..  
SCOOT BACK..BOYS FOLD..GIRLS SQUARE THRU 3/4...  
COURTESY TURN YOUR OWN..LADIES LEAD DIXIE STYLE TO A WAVE..  
BOYS TRADE..SLIP THE CLUTCH..LEFT ALLE....

ZERO LINE..RIGHT & LEFT THRU..DIXIE DERBY...  
CHAIN DOWN THE LINE...PASS THE OCEAN...  
GIRLS TRADE..GIRLS RUN..COUPLES CIRCULATE..  
GIRLS RUN..LINEAR CYCLE..SWEEP 1/4 ...  
SWING THRU..TURN THRU..LEFT ALLE.....

HEADS PASS THRU..AROUND ONE TO A LINE..  
PASS THRU..TAG THE LINE RIGHT..  
FERRIS WHEEL..BOYS SWEEP 1/4 & SQUARE THRU FOUR..  
TOUCH 1/4..GIRLS TRADE..RECYCLE & VEER LEFT...  
COUPLES CIRCULATE..BOYS FOLD..GRAND RIGHT & LEFT....

ZERO LINE..RIGHT & LEFT THRU..DIXIE STYLE TO A WAVE..  
GIRLS RUN..CHAIN DOWN THE LINE..  
CROSSTAIL THRU..LEFT ALLE....

## THE PLUS PROGRAM:

At the last Callerlab convention there was an attempt to expand the size of the plus program to include an additional 8 to 10 calls....I was one who helped defeat this proposal and I did it for several reasons, first we had just been asked to make several important changes in the program and the addition of a large number of calls would catch most of the country by surprise and defeat what has become a popular dance program for many clubs....Also the acceptance of the plus I and plus II programs into one was enough of a change for one year any more could have destroyed the plus plateau.....Now why am I bringing this up? There is an undercurrent that I have perceived that is led by some of the advanced level callers to work toward shifting a large group of A-I calls down to the plus program and expand the plus level to 35-40 calls.....I am very much against this proposal as the plus program is the heart of the club program in the U S A....We have worked hard to build revise and adopt a very good plus program lets not destroy it by adding a bunch of A-I basics to the plus program so the challenge callers can drop a bunch of challenge calls into the advanced program .....SEE THE PICTURE!!!!!! We have currently 27 basics at the plus program with the quarterly experimental for plus dancing getting off the ground we will in the next few years, no doubt, accept some of the quarterleys onto the plus program and it will grow a bit but slowly and orderly not because the advanced group wants to push it on us.....IF YOU FEEL THE SAME WAY BE PREPARED TO STAND UP AND BE COUNTED.....

---

## USING SOME FOLD & ROLL COMBINATIONS.....

HEADS PASS THRU..AROUND ONE TO A LINE..  
PASS THRU..ENDS CROSS FOLD & ROLL..THEN STAR THRU..  
CENTERS IN ..CAST OFF 3/4..CENTERS LEFT SQUARE THRU FOUR...  
ENDS SLIDE THRU..LEFT ALLE...

HEADS PASS THRU..AROUND ONE TO A LINE..  
PASS THRU..WHEEL & DEAL..GIRLS PASS THRU...  
STEP TO A WAVE..SCOOT BACK..  
BOYS FOLD & ROLL...BOYS CIRCULATE DOUBLE..  
GIRLS SWING THRU..GIRLS CAST OFF 3/4... ALL BALANCE..  
TRADE THE WAVE..BOYS RUN..COUPLES CIRCULATE..  
WHEEL & DEAL..PASS THRU..LEFT ALLE...

ZERO BOX..TOUCH 1/4..BALANCE...(take a peek) TRADE THIS WAVE..  
BOYS FOLD & ROLL..GIRLS SWING THRU...(ck diamonds)  
DIAMOND CIRCULATE..FLIP THE DIAMOND..  
BOX THE GNAT,..GRAND RIGHT & LEFT...

ZERO BOX..TOUCH 1/4..SCOOT BACK...(peek) TRADE THIS WAVE..  
GIRLS FOLD & ROLL..BOYS SINGLE CIRCLE TO A WAVE...(ck diamonds)  
DIAMOND CIRCULATE..GIRLS SWING THRU..  
FLIP THE DIAMOND.. BOYS TRADE..GRAND RIGHT & LEFT....

ZERO BOX..SWING THRU..BOYS RUN..TAG THE LINE..FACE IN...  
LINES PASS THRU.. CENTERS (boys)FOLD & ROLL..BOYS LOAD THE BOAT .  
GIRLS PARTNER TRADE & ROLL..GIRLS SQUARE THRU FOUR..  
CURLIQUE..BOYS TRADE..BOYS RUN..  
BEND THE LINE..SLIDE THRU..LEFT ALLE....

ZERO LINE..PASS THRU..CHASE RIGHT..  
BOYS FOLD & ROLL..GIRLS TOUCH 1/4..  
GIRLS CROSS RUN..GRAND RIGHT & LEFT.....

DANCING THE PLUS PROGRAM:

ZERO LINE..STAR THRU..PASS THRU..CHASE RIGHT..  
TRIPLE SCOOT ...COORDINATE..BEND THE LINE..  
PASS THE OCEAN..TRADE THE WAVE..LEFT ALLE...

ZERO BOX..TOUCH 1/4..FOLLOW YOUR NEIGHBOR(don't spread)  
TRADE THE WAVE..SPIN CHAIN THE GEARS..  
GIRLS CROSS RUN..RECYCLE..PASS TO THE CENTER..  
SQUARE THRU 3/4..LEFT ALLE...

ZERO LINE..LOAD THE BOAT..SINGLE CIRCLE TO A WAVE..  
FAN THE TOP..GRAND SWING THRU..  
CENTER BOYS RUN RIGHT..CENTER FOUR CROSS FIRE..THEN..  
CENTERS FOLLOW YOUR NEIGHBOR & SPREAD..  
ENDS HINGE 1/4..& THE GIRLS U TURN BACK..  
EXTEND..LINEAR CYCLE..& SWEEP 1/4..PASS THRU..  
TRADE BY..LEFT ALLE.....

ZERO LINE..PASS THE OCEAN..FAN THE TOP..  
EXPLODE EACH WAVE..TRADE BY..  
SWING THRU..GIRLS FOLD..PEEL THE TOP..  
GRAND SWING THRU..BOYS RUN RIGHT..  
TRIPLE TRADE..COUPLES HINGE..3/4..TAG THE LINE..  
BOYS SWING THRU..GIRLS PARTNER TRADE..BOYS EXTEND..  
BOYS RUN RIGHT..PASS THRU..WHEEL & DEAL..  
DIXIE GRAND..LEFT ALLE....

HEADS PASS THE OCEAN..PING PONG CIRCULATE..  
OUTSIDES ROLL...CENTERS LINEAR CYCLE...Lines Up & Back...  
TURN & LEFT THRU..DIXIE STYLE TO A WAVE..  
RECYCLE..PASS THRU..TRADE BY..LEFT ALLE....

ZERO LINE..PASS THRU..U TURN BACK..  
CENTERS PASS THE OCEAN...CENTER GIRLS RUN..  
CENTERS 3/4 TAG THE LINE.. ENDS LOAD THE BOAT...  
CENTER BOYS RIGHT FACE CENTER GIRLS HINGE 1/4..  
CENTERS CROSS FIRE..WALK & DODGE..  
TOUCH 1/4..SPLIT CIRCULATE..GIRLS RUN..BEND THE LINE..LEFT ALLE...

HEADS PASS THRU..AROUND ONE TO A LINE..  
PASS THRU..TAG THE LINE RIGHT..CTRS..FOLLOW YOUR NEIGHBOR & SPREAD..  
DIAMOND CIRCULATE..FLIP THE DIAMOND..& ROLL...LEFT ALLE...

ZERO BOX..SWING THRU..BOYS RUN..3/4TAG THE LINE...  
GIRLS RIGHT FACE..(ck diamonds)  
DIAMOND CIRCULATE..FLIP THE DIAMOND..  
FAN THE TOP..RECYCLE..BOX THE GNAT..  
RIGHT & LEFT THRU..SLIDE THRU..LEFT ALLE.....

ZERO LINE..PASS THE OCEAN..FAN THE TOP..  
GRAND SWING THRU..GIRLS FOLD..PEEL THE TOP..  
RELAY THE DEUCEY....TRADE THE WAVE..LEFT ALLE....



NOTES FOR CALLERS  
JACK LASRY  
1513 NO. 46th AVE.  
HOLLYWOOD, FLA. 33021



FIRST CLASS MAIL

RAY AUBUT  
105 SLADEN ST.  
DRACUT MA 01826

**notes** JACK A. LASRY 1513 N. 46th AVE. / HOLLYWOOD, FLORIDA 33021 / (305) 981-7788  
**FOR CALLERS**

SEPTEMBER 1982

VIEWPOINT .....	41
CHOREO. FO DANCER IMPROVEMENT .....	41
MAINSTREAM EXP.. DIAGONAL STAR .....	42
DANCING MAINSTREAM .....	43
IDEAS FOR PLUS CHOREO.....	44
CREATIVE PLUS CHOREO.....	45

## VIEWPOINT:

Square Dance Month is here, time to look with a fresh flow of ideas about Square Dancing, your classes and the clubs for the coming season... How many of last years class dancers are dancing with your clubs? Its time for Callers to stand up and create a learn to dance program that will encourage folks to stay with square dancing not be pushed out by the very fast rate of learning we demand in most areas.... Our BASIC program of last years class is still holding together quite well, we have danced the 48 basics since May when we graduated and they are ready to progress but with a background that should allow most to sail thru the Mainstream and quarterlys...I'll keep you informed... By the way our class and Mainstream program will be on the same night, Class from 7:00 to 8:30 followed by last years class moving into Mainstream from 8:30 to 10:30...

-----

## CHOREOGRAPHY FOR DANCER EDUCATION AND IMPROVEMENT:

This section has been called Basic Choreo, but some callers think it is aimed at the basic 48 calls and it really never has been...It is our attempt to provide you with some ways to expand and to better understand the "basics" and how to use them at the Mainstream plateau...

From a normal Two Faced line, boys as ends and girls as centers you can easily set up a left handed dixie style type wave by simply having the GIRLS RUN LEFT.... Lets explore some possibilities using this idea.....

ZERO BOX..RIGHT & LEFT THRU..VEER LEFT..  
COUPLES CIRCULATE..GIRLS RUN (left)..Balance...  
BOYS TRADE..BOYS CROSS RUN..RECYCLE..  
PASS THRU..TRADE BY..LEFT ALLE...

ZERO BOX..SWING THRU..BOYS RUN..COUPLES CIRCULATE..  
GIRLS RUN..balance...GIRLS CIRCULATE..BOYS TRADE..  
SLIP THE CLUTCH..LEFT ALLE...

ZERO BOX..SWING THRU..BOYS RUN..TAG THE LINE RIGHT..  
COUPLES CIRCULATE..BOYS TRADE..BOYS RUN LEFT.. balance..  
BOYS CIRCULATE..GIRLS TRADE..GIRLS CROSS RUN....  
BOYS TRADE..SWING THRU..RECYCLE..  
SWING THRU..TURN THRU..LEFT ALLE...

## FOR PLUS DANCERS USING THIS BASIC THEME:

ZERO BOX..RIGHT & LEFT THRU..VEER LEFT..  
COUPLES CIRCULATE..GIRLS TRADE..GIRLS RUN LEFT..balance..  
TRADE THE WAVE..ALL 8 CIRCULATE..  
GIRLS RUN..BEND THE LINE..LEFT ALLE..

ZERO LINE..PASS THE OCEAN..RECYCLE & VEER LEFT..  
COUPLES CIRCULATE..GIRLS TRADE..GIRLS RUN..  
GIRLS FOLD..PEEL THE TOP...TO A GRAND LEFT SWING THRU...  
CENTER FOUR ONLY..TRADE THE WAVE...ALL BOYS FOLD..  
GIRLS EXTEND TO A LEFT HAND WAVE..TRADE THAT WAVE..  
BOYS RUN..SLIDE THRU..LEFT ALLE...

## FOR ADVANCED ONE DANCERS USING THE BASIC THEME..

ZERO BOX..RIGHT & LEFT THRU..VEER LEFT..  
CROSSOVER CIRCULATE..BOYS TRADE..BOYS RUN..  
BOYS CIRCULATE..GIRLS 1/4 THRU..  
CUT THE DIAMOND..GIRLS TRADE..BOYS TRADE  
RECYCLE..PASS THRU..GRAND RIGHT & LEFT...

## EXPERIMENTAL WITH MAINSTREAM POSSIBILITIES:

### DIAGONAL STAR....Tom Sellner.

The idea Diagonal Star starts from any facing couple, for our introduction I will keep all facing couples in normal boy-girl positions.....The Teach is simple, have the Heads start things off as your basic pair...Heads Go Up & Back...Have the Boys look at their diagonal opposite in the other couple which will be the other man, do the same with the girls. Tell the heads that they will end up in the diagonal opposite dancers foot prints but will remain facing the wall directly in front of them....Now the Heads form a Right Hand Star and star diagonally into the directed opposite dancers foot prints as they drop their hands out of the star ending across the set 1/2 sashayed.... Once the dancers learn to "eye ball" the diagonal opposite they find it east to star into the position..... The basic is useful as it will make 1/2 sashayed couples normal and is easily used with four boys or four girls.....

### GET AQUAINTED WITH DIAGONAL STAR:

HEADS..DIAGONAL STAR..SEPERATE AROUND ONE TO A LINE..  
STAR THRU..PASS THRU..TRADE BY..LEFT ALLE..

SIDES DIAGONAL STAR..CLOVERLEAF..  
HEADS DIAGONAL STAR..ALL PASS THRU..  
ALL U TURN BACK..LEFT ALLE...

ZERO LINE..PASS THRU..WHEEL & DEAL..  
CENTERS DIAGONAL STAR...DO SA DO TO A WAVE..  
SWING THRU..SCOOT BACK..BOYS RUN..LEFT ALLE...

ZERO LINE...UP & BACK..DIAGONAL STAR...  
GIRLS RUN RIGHT.. SCOOT BACK..WALK & DODGE..  
PARTNER TRADE..PASS THE OCEAN..SWING THRU..TURN THRU..LEFT ALLE..

### USING DIAGONAL STAR WITH 1/2 SASHAYED COUPLES:

HEADS ROLLAWAY 1/2 SASHAY..DIAGONAL STAR...CLOVERLEAF..  
SIDES 1/2 SASHAY..DIAGONAL STAR..  
PASS THRU..TRADE BY..LEFT ALLE...

ZERO BOX..SWING THRU..BOYS RUN..TAG THE LINE..FACE IN...  
PASS THRU..WHEEL & DEAL..ZOOM..  
NEW CENTERS DIAGONAL STAR..PASS THRU..TRADE BY..LEFT ALLE...

ZERO LINE..CENTERS..DIAGONAL STAR INTO A CLOVERLEAF..  
ENDS STAR THRU & DIAGONAL STAR( a slide thru is better but not as easy)  
DO SA DO TO A WAVE..GIRLS TRADE..CENTERS TRADE..  
SCOOT BACK..BOYS RUN..LEFT ALLE...

USING A LEFT DIAGONAL STAR WILL KEEP THE SAME END POSITIONS BUT ALLOW FOR THE RIGHT HAND TO BE FREE...

ZERO BOX..SWING THRU..BOYS RUN..TAG THE LINE..FACE IN..  
PASS THRU..WHEEL & DEAL..CENTERS LEFT DIAGONAL STAR...  
BOX THE GNAT..PASS THRU..TRADE BY..LEFT ALLE....

### CUTE GET OUT:

ZERO LINE..STAR THRU..PASS THRU..U TURN BACK..  
DIAGONAL STAR..LEFT ALLE.....

Try this one out, it is based upon a basic star action that all dancers learn early but it could be a winner..

## THE MAINSTREAM PROGRAM:

From a left handed two faced line call a centers run and you are back in right handed ocean waves, the run action is to the right which is easier for mainstreamers and the following choreography can fit easily into the mainstream area.....

ZERO BOX.. SWING THRU..BOYS RUN..TAG THE LINE LEFT..  
COUPLES CIRCULATE..BOYS RUN RIGHT..RECYCLE & VEER LEFT..  
FERRIS WHEEL..ZOOM..SQUARE THRU 3/4..LEFT ALLE....

HEADS STAR THRU..PASS THRU..SWING THRU..  
BOYS RUN..TAG THE LINE LEFT..COUPLES CIRCULATE..  
BOYS TRADE..BOYS RUN RIGHT..FAN THE TOP..  
RECYCLE..SLIDE THRU..LEFT ALLE...

ZERO LINE..PASS THE OCEAN..SCOOT BACK..  
BOYS RUN..COUPLES CIRCULATE..TAG THE LINE LEFT..  
BOYS TRADE..BOYS RUN RIGHT..GIRLS TRADE..  
SPIN CHAIN THRU..GIRLS CIRCULATE ONCE..  
SPIN THE TOP..RECYCLE..LEFT ALLE...

ZERO LINE..RIGHT & LEFT THRU..DIXIE STYLE TO A WAVE..  
BOYS TRADE..WITH A LEFT HINGE 1/4..Balance..  
CENTERS SCOOT BACK THEN WALK & DODGE..  
ENDS CIRCULATE ONE SPOT...CENTER BOY ONLY RUN..  
FERRIS WHEEL..BOYS PASS THRU..STEP TO A WAVE..  
BOYS FOLD..GIRLS SQUARE THRU 3/4...BOYS REACH OUT & COURTESY TURN  
YOU OWN....LINES UP & BACK..SLIDE THRU..SQUARE THRU 3/4..LEFT ALLE..

ZERO BOX..DO SA DO TO A WAVE..8 CIRCULATE..  
RECYCLE & VEER LEFT..FERRIS WHEEL...  
DOUBLE PASS THRU..CENTERS IN..CAST OFF 3/4....  
CENTERS SQUARE THRU FOUR..ENDS STAR THRU..  
SWING THRU..BOYS RUN..BEND THE LINE..  
STAR THRU..PASS THRU..TRADE BY..LEFT ALLE....

## NOVELTY CHOREO: MAINSTREAM LEVEL.

HEADS PASS THRU..AROUND ONE TO A LINE..LINES UP & BACK..  
GIRLS ONLY BEND THE LINE..COUPLES CIRCULATE...  
BOYS ONLY BEND THE LINE..FERRIS WHEEL...  
BOYS ZOOM..GIRLS SQUARE THRU 3/4...STAR THRU..  
COUPLES CIRCULATE..BOYS TRADE..BOYS RUN RIGHT..balance..  
ALL 8 CIRCULATE.GIRLS TRADE..RECYCLE..LEFT ALLE...

HEADS PASS THRU..AROUND ONE TO A LINE..  
PASS THRU..TAG THE LINE RIGHT..COUPLES CIRCULATE..  
BOYS ONLY BEND THE LINE..ALL FERRIS WHEEL (all facing in, ends in static set)  
CIRCLE EIGHT..BOYS SQUARE THRU FOUR...TOUCH 1/4..  
BOYS CIRCULATE..GIRLS TRADE TWICE..RECYCLE..LEFT ALLE...

-----

In the event that you have not heard, Cal Golden has been advised by his doctor to take an extended rest from calling. This situation has led Cal & Sharon to announce their retirement from calling. We all trust that Cal will soon have his health back and will find much happiness doing other recreational activities....We shall all miss very much the warmth, friendship that Cal and Sharon brought to our activity.....

## THE PLUS PROGRAM:

At this time I have nothing to report regarding the start of quarterly selections for the Plus Program..I had hoped to have a selection to report but nothing yet... With the start of the fall season many of you will be conducting workshops for dancers to learn the basics of Plus dancing. I would like to call to your attention a program that Square Tunes has put together. I have recorded a series of workshop practice records which provide for the dancers an opportunity to practice the basics one at a time...I am really pleased with the quality of the sound on these records and I feel they will be very helpful to those dancers who practice with them..YOU can purchase these records at a reduced price to sell to your workshop dancers and earn a little for your efforts...You may wish to play the records to your dancers to see how they respond to another callers choreography...Write Square Tunes Records. 236 Walker Springs Rd. Knoxville, Tenn. 37923....

---

## SOME IDEAS FOR COMBINING A CHASE RIGHT INTO AN EXTEND THE TAG CHOREO:

ZERO BOX..TOUCH 1/4..WALK & DODGE..CHASE RIGHT..  
EXTEND..BOYS CLOVERLEAF..GIRLS FAN THE TOP..GIRLS EXTEND..  
SCOOT BACK..BOYS RUN..LEFT ALLE...

ZERO BOX..WAVE..SCOOT BACK..BOYS RUN...  
1/2 TAG..WALK & DODGE..CHASE RIGHT..EXTEND...  
BOYS CLOVERLEAF..GIRLS EXPLODE THE WAVE..  
TOUCH 1/4..BOYS TRADE..BOYS RUN..FERRIS WHEEL..  
ZOOM..SQUARE THRU 3/4..LEFT ALLE..

ZERO BOX..TOUCH 1/4..SPLIT CIRCULATE..SCOOT BACK..  
GIRLS RUN..PASS THRU..CHASE RIGHT..EXTEND..  
GIRLS PARTNER TRADE & ROLL THEN LOAD THE BOAT...  
BOYS EXPLODE THE WAVE & CLOVERLEAF...GIRLS SQUARE THRU 3/4..  
STAR THRU..BOYS TRADE..FERRIS WHEEL..DIXIE GRAND..LEFT ALLE...

## LETS ADD A CROSSFIRE INTO THE PICTURE:

ZERO BOX..RIGHT & LEFT THRU..VEER LEFT..COUPLES HINGE..  
CROSSFIRE..WALK & DODGE..CHASE RIGHT..  
EXTEND..GIRLS FAN THE TOP..BOYS PARTNER HINGE..(ends in a tidal wave)  
GRAND SWING THRU..SINGLE HINGE..ALL 8 CIRCULATE..  
GIRLS TRADE & ROLL..GIRLS LOAD THE BOAT..  
BOYS TRADE..BOYS WALK & DODGE..TOUCH 1/4..  
GIRLS RUN..BEND THE LINE..LEFT ALLE.....

ZERO BOX..SWING THRU..BOYS RUN..COUPLES HINGE..  
CROSSFIRE..SWING THRU.....WALK & DODGE..(carefully) CHASE RIGHT..  
EXTEND...OUTSIDERS CLOVERLEAF..THE WAVE..RECYCLE& STAR THRU..PASS THRU..  
BOX THE GNAT..GRAND RIGHT & LEFT....

ZERO LINE..PASS THE OCEAN..FAN THE TOP..  
GRAND SWING THRU..BOYS RUN...CROSSFIRE..  
SCOOT BACK..WALK & DODGE..CHASE RIGHT..  
EXTEND..BOYS EXPLODE THE WAVE..GIRLS PARTNER TAG..  
GIRLS CROSS FOLD..TOUCH 1/4..GIRLS TRADE..  
RECYCLE..STAR THRU..PASS THRU..U TURN BACK..LEFT ALLE....

---

Some note service leaders are expounding about the Dance By Definition. I agree that to a degree dancers need some formation and position variety BUT I cannot agree with the statement that if we don't get into teaching our "experienced dancers" how to dance by the definition we will be limited to having LIMITED POSITION DANCING for a long time....To what degree do we need APD or DBD for dancers to have FUN....

## DANCING THE PLUS PROGRAM:

### SETTING UP A DIAMOND WITHIN A DIAMOND & SOME CHOREO WITH THIS THEME:

To set up the desired formation I find the easiest way is to start from parallel two faced lines...ZERO BOX..RIGHT & LEFT THRU..VEER LEFT... Next have the BOYS CIRCULATE ONCE & 1/2..GIRLS HINGE 1/4...CENTER GIRLS RUN RIGHT AROUND ONE & THE NEW CENTER GIRLS HINGE 1/4....You now have the girls in the center Diamond and the Boys in a large Diamond around the outside.... Note ..It is important that the girls who did the last hinge continue to touch hands as they are the centers of the girls diamond. Set this up with your checkers and ponder the possibilities... There are many.....

-----  
ZERO LINE..PASS THE OCEAN..RECYCLE & VEER LEFT..  
BOYS CIRCULATE ONCE & 1/2..GIRLS HINGE 1/4..  
CENTER GIRLS TRADE AND RUN RIGHT AROUND ONE..  
NEW CENTER GIRLS HINGE 1/4.. BOYS DO ONE BIG DIAMOND CIRCULATE..  
GIRLS DIAMOND CIRCULATE & THEN FLIP THE DIAMOND..  
CENTER GIRLS CAST OFF 3/4..Balance in a wave...THE WAVE RECYCLE..  
OTHERS AS A COUPLE BEND TO FACE IN..CENTERS PASS THRU..STEP TO A WAVE..  
RECYCLE..PASS THRU..TRADE BY..LEFT ALLE.....

A similar situation can be set up the same way starting from parallel ocean waves, the girls in the center will have a left handed diamond while the boys on the outside have a right handed diamond..

ZERO LINE..PASS THE OCEAN..BOYS CIRCULATE ONCE & 1/2..  
GIRLS HINGE 1/4..CENTER GIRLS TRADE THEN RUN LEFT AROUND ONE GIRL..  
NEW CENTER GIRLS HINGE 1/4...GIRLS DIAMOND CIRCULATE..  
GIRLS RUN AROUND THE BOY NEXT TO YOU..ALL BEND TO FACE IN..CIRCLE LEFT..  
LADIES CENTER MEN SASHAY..CIRCLE LEFT..HEADS CROSSTAIL THRU..LEFT ALLE...

-----  
ZERO BOX..RELAY THE DEUCEY.. ALL 8 CIRCULATE..  
FAN THE TOP..BOYS CROSS FOLD..SINGLE CIRCLE TO A WAVE..(tidal wave)  
GRAND SWING THRU..GIRLS RUN..COUPLES HINGE..  
COUPLES CIRCULATE..BOYS HINGE..FLIP THE DIAMOND..  
BOX THE GNAT..GRAND RIGHT & LEFT...

ZERO LINE..ENDS LOAD THE BOAT..CENTERS BOX THE GNAT & FAN THE TOP..  
PING PONG CIRCULATE..EXTEND..SWING THRU..  
GIRLS FOLD..PEEL THE TOP..RECYCLE..SLIDE THRU..LEFT ALLE..

ZERO LINE..RIGHT & LEFT THRU..DIXIE STYLE TO A WAVE..  
BOYS TRADE..WITH A LEFT..SPIN THE TOP..(ends in a left handed tidal wave)  
CENTER FOUR.....TRADE YOUR WAVE..RECYCLE & SWEEP 1/4..  
OUTSIDE GIRL RUN AND OUTSIDES BEND TO FACE IN..  
SWING THRU..TURN THRU..LEFT ALLE...

ZERO LINE..PASS THRU..CHASE RIGHT..BOYS FOLD..  
GIRLS SWING THRU..GIRLS TURN THRU..ALL STAR THRU..  
COUPLES CIRCULATE..BOYS TRADE..BOYS RUN..  
RECYCLE..LEFT ALLE....

ZERO LINE..TOUCH 1/4..8 CIRCULATE..CENTER FOUR HINGE & EXPLODE THAT WAVE..  
THOSE WHO CAN..PASS THRU..GIRLS WALK & DODGE..  
CENTERS IN..CAST OFF..CIRCLE EIGHT...  
BOYS TOUCH 1/4..WALK & DODGE..STAR THRU..  
COUPLES CIRCULATE..WHEEL & DEAL..LEFT ALLE...

NOTES FOR CALLERS  
JACK LASRY  
1513 NO. 46th AVE.  
HOLLYWOOD, FL. 33021



FIRST CLASS MAIL

RAY AUBUT  
105 SLADEN ST  
DRACUT MA 01826

**notes** JACK A. LASRY 1513 N. 46th AVE. / HOLLYWOOD, FLORIDA 33021 / (305) 981-7788  
**FOR CALLERS**

OCTOBER 1982

VIEWPOINT .....	46
SPLIT CIRC./ BOX CIRCULATE. ....	46
MAINSTREAM QUARTERLY:	
GRAND SPIN .....	47
DANCING MAINSTREAM .....	47
PLUS PROGRAM QUARTERLY PICKS:	
TRACK TO A DIAMOND .....	48
ZING .....	48, 49
DANCING THE PLUS PROGRAM .....	50
COORDINATE & SPREAD .....	50

### VIEWPOINT:

The Fall season is upon us and Square Dance programs everywhere are underway full force.. The Callerlab Quarterly selections have been announced and we now have quarterlys at Mainstream, Grand Spin, at the Plus Level, Track to a Diamond & Zing, and the late selections of Double & Cross Double your Pleasure for the third quarter advanced selections with the last quarter for advanced yet to be announced..... I am a little concerned at this point with the expanding number of experimentals that the advanced dancers have to contend with...The advanced dancers have their own quarterly selections but are really held responsible for knowing the plus selections and the mainstream selections or a possible total of six (6) calls in any one quarter...THATS A BIT TO MANY!!!! The problem for the plus dancers is not quite so bad but there is the possibility of having four (4) experimentals in any quarter....The entire process and number of selections needs to be closely looked at by Callerlab or it looks like Callerlab is pushing experimentals which is what the quarterly selections are supposed to CONTROL....How do you feel??? I guess it depends if you call advanced or plus but no problem if you only call mainstream..... Hope you have a full class of eager new dancers...KEEP THE FUN IN LEARNING NOT TO MANY NEW CALLS EVERY CLASS NIGHT....

### CHOREOGRAPHY FOR DANCER EDUCATION & IMPROVEMENT:

SPLIT CIRCULATE VS. BOX CIRCULATE.....These two terms have caused some confusion since they were accepted for general dancer use...The problem stems from the fact that it is often easier to identify the action for teaching a split circulate as "kind of circulating in a box" or a Box Circulate....Further investigation led to acceptance of the fact that there is a small difference for the dancers when all dancers are active doing a "box" type circulate or when there is only ONE box doing the action....Further research led to asking all callers to use SPLIT CIRCULATE when all dancers are doing a "box" action and the BOX CIRCULATE for only one "box" in action....

Now all this is very easy for the dancers when we have:

1. A Zero Box....Touch 1/4...Split Circulate
2. A Zero Box Wave (parallel waves) & call a Split Circulate.
3. Heads Slide thru..Touch 1/4...Box Circulate.....(one box to work alone)

The problems come in when we apply the rules from columns...Not difficult for the caller but often difficult for the dancers to "see"... When each box in the column is working then the correct call is a Split Circulate, when only the center four in the column are working then the call is a box circulate....I feel strongly that we callers have a moral obligation to help the dancers find the "box" you want active by describing in the following way or a similar way the action...EACH BOX..SPLIT CIRCULATE...CENTER BOX...BOX CIRCULATE.....If you call from a column Box Circulate most dancers will be confused and some will split circ. others will box circulate....AVOID CONFUSION by adding a few words for the dancers.....

One last comment, when in parallel ocean waves and just the centers are called upon to circulate lets keep this action as part of the basic all 8 CIRCULATE family not call it a box circulate.....

ZERO LINE..TOUCH 1/4...EACH BOX SPLIT CIRCULATE ..  
CENTER BOX..BOX CIRCULATE..ALL BOYS RUN..  
CENTERS PASS THRU..LEFT ALLE...

ZERO LINE..TOUCH 1/4..CENTER FOUR..BOX CIRCULATE..  
ALL SPLIT CIRCULATE..ALL 8 CIRCULATE..BOYS RUN..  
CENTERS SQUARE THRU 3/4..DO SA DO TO A WAVE..  
GIRLS TRADE..SWING THRU..TURN THRU..LEFT ALLE...



## CALLERLAB MAINSTREAM QUARTERLY SELECTION:

### GRAND SPIN:

A Grand Square variation made popular several years ago as the break in a singing call Grand Colonial Spin....The action starts from a static square with the command Sides Face..Grand Spin.....Let me mention the action is a 64 beat routine ending with all dancers at home... The action for the Heads....Heads will PASS THE OCEAN..SPIN THE TOP TO A STAR THRU.. as they step ahead into the side positions they will in action DO A CALIFORNIA TWIRL & 1/4 TURN TO FACE PARTNER...Ending in the side position facing partner ready to do the sides part....

The action for the Sides:...The sides face as if doing a Grand square and like a Grand square will back up four steps, turn to face the head position and walk forward four steps..At the head position the sides will do a do sa do then star thru...Placing them in the heads position facing the center of the set ready to do the heads part.....

The action will take a few walk thrus to get the timing down but once mastered it is a nice fun figure for mainstream dancers to use for a bit of variety,....The part that can give dancers the most trouble is the SPIN THE TOP TO A STAR THRU... so you may wish to call that part in some earlier patter to prepare the dancers for Grand Spin....Use it as a break in any singing call and it will go over nicely.....

### DANCING MAINSTREAM:

HEADS PASS THE OCEAN..SPIN THE TOP TO A STAR THRU... (Heads lead right)  
CIRCLE TO A LINE...PASS THRU..WHEEL & DEAL..  
CENTERS..SPIN THE TOP TO A STAR THRU..  
RIGHT & LEFT THRU..PASS THRU..TRADE BY..LEFT ALLE...

ZERO LINE..PASS THRU..TAG THE LINE...CLOVERLEAF..  
ZOOM..CENTERS SPIN THE TOP TO A STAR THRU..  
DO SA DO TO A WAVE..SPLIT CIRCULATE..  
BOYS RUN..WHEEL & DEAL..LEFT ALLE...

HEADS PASS THRU..AROUND ONE TO A LINE..  
CENTERS SPIN THE TOP TO A STAR THRU..& CLOVERLEAF..  
ENDS STAR THRU..CENTERS PASS THRU..TOUCH 1/4..  
SCOOT BACK..BOYS RUN..PASS THRU..BEND THE LINE..  
RIGHT & LEFT THRU..PASS THE OCEAN..  
SWING THRU..TURN THRU..LEFT ALLE...

ZERO LINE..RIGHT & LEFT THRU..PASS THE OCEAN..  
LADIES TRADE..SPIN THE TOP TO A STAR THRU..LEFT ALLE....

A Good Get Out

ZERO BOX..PASS THE OCEAN..SINGLE HINGE..  
ALL 8 CIRCULATE...each box SPLIT CIRCULATE..  
CENTERS HINGE & FAN THE TOP..OUTSIDE GIRLS U TURN BACK..  
CENTERS STEP THRU & DO SA DO THE OUTSIDES TO A WAVE..  
GIRLS TRADE..RECYCLE..LEFT ALLE...

HEADS TOUCH 1/4..WALK & DODGE..8 CHAIN FOUR..  
DO SA DO TO A WAVE..SPLIT CIRCULATE..  
CENTERS TRADE..BOYS RUN..CROSSTAIL THRU..LEFT ALLE..

ZERO BOX..RIGHT & LEFT THRU..VEER LEFT..  
FERRIS WHEEL..DOUBLE PASS THRU..CENTERS IN..CAST OFF 3/4..  
PASS THRU..BEND THE LINE..STAR THRU..CENTERS SQUARE THRU..3/4..LEFT ALLE..

## CALLERLAB QUARTERLY SELECTIONS FOR THE PLUS PROGRAM:

The Plus committee has made its first selections for the last quarter of 1982..The two selections are:

### TRACK TO A DIAMOND:...

The starting formation is a Column and the action has the first & second lead dancers in each column do a track II type action...The leader walks around the adjacent column & circulates as the next or second dancer will walk around the adjacent column and stops.. The leaders will become the points in parallel diamonds....The trailing two dancers in each column will circulate to form a single box in the center and with adjacent arms , arm turn (cast)  $3/4$  to become the centers in the forming diamonds... I suggest starting with a column made up of two boys as the leaders & two girls as the trailers...This set up allows the boys to dance a common track II action and the resulting Diamond is a very common set up..... Start with the above and move into the column with two girls as leaders then standard columns...Judgement here is important, only YOU know the degree of difficulty your dancers enjoy and remember the bottom line is Dancer Success....

HEADS PASS THRU..AROUND ONE TO A LINE..  
LINES PASS THRU..U TURN BACK..TOUCH  $1/4$ ..  
TRACK TO A DIAMOND..CENTER LADIES TRADE..  
DIAMOND CIRCULATE..FLIP THE DIAMOND..  
GIRLS TRADE..SWING THRU..TURN THRU..LEFT ALLE..

ZERO LINE..PASS THRU..WHEEL & DEAL & SPREAD..  
TOUCH  $1/4$ ..TRACK TO A DIAMOND..DIAMOND CIRCULATE..  
FLIP THE DIAMOND..GRAND RIGHT & LEFT...

ZERO LINE..TOUCH  $1/4$ ..TRACK TO A DIAMOND..CENTER LADIES TRADE..  
THE WAVE..SWING THRU..FLIP THE DIAMOND..  
BOYS RUN..REVERSE THE FLUTTER..CROSSTAIL THRU..LEFT ALLE..

### ZING:

Zing was a quarterly selection at the advanced level earlier in the year and if you take the advanced notes you may wish to refer to the Oct. 1981 issue...The call ZING has several possible starting formations but all have the following rules...From a tandem set up, that is a leader and trailer forming a twosome as part of another formation the call can be applied....The leaders will do a  $3/4$  zoom action, that is they will start the zoom and end facing into the center of the foursome as the trailers step ahead into the vacating leaders position and  $1/4$  Turn to face the center of the formation....

1. From Double pass thru formation....Zing ends in line facing in.
2. From a completed double pass thru formation Zing ends in lines facing in..
3. From columns, (each box has a leader, trailer) Zing ends in lines facing in.
4. From a split circulate box(zero box touch  $1/4$ ) Zing ends in an eight chain thru format.
5. From a single box circulate set up, Zing ends in facing couples...
6. The ends of two faced lines or waves can Zing...The ends end facing into the center.

For the average plus dancer I see zing working well from the Double pass thru & completed double pass thru formations...The column will take a little more walking for the average dancer to "see" the action....From the split circ. boxes it is rather a difficult action for many....The ends of two faced lines and waves is easily danced once understood....

HEADS STAR THRU..ZING..  
STAR THRU..CALIF. TWIRL..DIXIE GRAND..LEFT ALLE...

## ZING CONT....

HEADS STAR THRU..DOUBLE PASS THRU..ZING..  
CENTERS SQUARE THRU FOUR..ENDS SLIDE THRU..  
SINGLE CIRCLE TO A WAVE..GIRLS CIRCULATE..BOYS TRADE..  
BOYS RUN..WHEEL & DEAL..PASS THRU..LEFT ALLE...

HEADS PASS THRU..AROUND ONE TO A LINE..  
PASS THRU..WHEEL & DEAL..ZING..PASS THRU..  
TAG THE LINE..CLOVERLEAF..ZING..  
PASS THRU..TAG THE LINE RIGHT..BOYS CROSS RUN..  
WHEEL & DEAL..LEFT ALLE.....

## FROM COLUMNS:

ZERO LINE..CURLIQUE..ZING..  
STAR THRU..PASS THRU..LEFT ALLE..

ZERO LINE..TOUCH 1/4..TRIPLE SCOOT..  
ZING..BOX THE GNAT..FAN THE TOP..  
SWING THRU..BOYS RUN..TAG THE LINE..LADY LEFT..GENTS RIGHT..LEFT ALLE...

ZERO LINE..TOUCH 1/4..ALL 8 CIRCULATE..  
CENTER FOUR ONLY..ZING..THEN SQUARE THRU FOUR..  
OUTSIDE BOYS RUN RIGHT..RIGHT & LEFT THRU..  
PASS THRU..TRADE BY..LEFT ALLE....

## ENDS OF TWO FACED LINES...

HEADS PASS THRU..AROUND ONE TO A LINE..  
PASS THRU..TAG THE LINE RIGHT..  
ENDS ONLY..ZING..CENTERS FOLLOW YOUR NEIGHBOR & SPREAD...  
PING PONG CIRCULATE..CENTER GIRLS TRADE..RECYCLE..  
DIXIE GRAND..LEFT ALLE...

ZERO LINE..PASS THRU..TAG THE LINE RIGHT..  
COUPLES CIRCULATE..ENDS ONLY ZING..CENTERS TRADE..  
CENTERS WALK & DODGE..& CLOVERLEAF..  
DOUBLE PASS THRU..TRACK II..RECYCLE..  
PASS TO THE CENTER..SQUARE THRU 3/4..LEFT ALLE...

## ENDS OF OCEAN WAVES:

ZERO BOX..WAVE...BOYS ONLY ZING..  
GIRLS HINGE..CENTER GIRLS TRADE..  
GIRLS TRADE THE WAVE..EXTEND TO A WAVE..  
GIRLS TRADE..STAR THRU..PASS THRU..LEFT ALLE....

ZERO LINE..RIGHT & LEFT THRU..DIXIE STYLE TO A WAVE..  
GIRLS ONLY ZING..BOYS WALK & DODGE..BOYS CLOVER..  
GIRLS SQUARE THRU 3/4..STAR THRU..COUPLES CIRCULATE..  
BOYS RUN RIGHT..RECYCLE..LEFT ALLE....

Keep in mind that the centers of waves or two faced lines can on paper do a zing, but it is really a bad call due to the close quarters of the dancers ...From three & one lines with ends facing in and centers in mini waves the ends can load the boat then the centers can zing and you have eliminated the congestion....

DANCING THE PLUS PROGRAM WITH EASY DBD. (DBD means dance by definition, old apd)

The use of scoot back is a mainstream call but when scoot back is a left handed action it challenges the mainstream dancer and also the plus dancer, when right & left handed scoot backs are part of the same combination you are really "pushing" the dancer reaction to the scoot back limit...

ZERO BOX..TOUCH 1/4..SCOOT BACK..  
CENTERS ONLY SCOOT BACK (it's lefty)  
SPLIT CIRCULATE..BOYS RUN..WHEEL & DEAL..LEFT ALLE...

ZERO LINE..RIGHT & LEFT THRU..DIXIE STYLE TO A WAVE..  
BOYS TRADE..WITH A LEFT HINGE 1/4....  
SCOOT BACK...(it's a lefty)..CENTERS ONLY SCOOT BACK (it's normal)  
CENTERS CROSS RUN...SCOOT BACK..  
CENTERS SCOOT BACK (it's lefty)SPLIT CIRCULATE..  
BOYS TRADE..TURN THRU..LEFT ALLE....

ZERO BOX..RIGHT & LEFT THRU..VEER LEFT..COUPLES CIRCULATE..  
GIRLS TRADE..GIRLS WALK & DODGE..  
GIRLS RUN...GIRLS LOAD THE BOAT..BOYS ZING...  
BOYS PASS THRU..STAR THRU..COUPLES CIRCULATE..  
GIRLS CROSS RUN..BOYS HINGE..DIAMOND CIRCULATE..  
FLIP THE DIAMOND..GRAND RIGHT & LEFT....

COORDINATE & SPREAD:

A smooth action expanding the use of Spread...As the coordinate action is ending from standard columns the girls as they finish their trade will spread apart and the boys as they move up to become the ends of two faced lines will instead move up inbetween the girls as in any spread action ending in two faced lines with boys as centers & girls as ends...

ZERO LINE..TOUCH 1/4..COORDINATE & SPREAD...BOYS HINGE..  
FLIP THE DIAMOND..RECYCLE..LEFT ALLE...


ZERO LINE..TOUCH 1/4..COORDINATE & SPREAD..  
BOYS TRADE..BOYS RUN..TRADE THE WAVE..  
RECYCLE..PASS THRU..GRAND RIGHT & LEFT...

-----  
ZERO BOX..TOUCH 1/4..FOLLOW YOUR NEIGHBOR & SPREAD..  
RELAY THE DEUCEY..SPIN CHAIN THE GEARS..  
SWING THRU..GIRLS FOLD..PEEL THE TOP..  
LINEAR CYCLE..PASS TO THE CENTER..SQUARE THRU 3/4..LEFT ALLE...

ZERO BOX..SWING THRU..BOYS RUN..  
3/4..TAG THE LINE..GIRLS PARTNER TRADE & ROLL THEN LOAD THE BOAT...  
BOYS EXPLODE THE WAVE..BOYS CLOVERLEAF..  
GIRLS SQUARE THRU 3/4..STAR THRU...FERRIS WHEEL..  
SQUARE THRU 3/4..LEFT ALLE...

-----  
Are you involved in or interested in getting involved in Caller Training ? Does helping new callers improve and learn the correct habits interest you???? The 2nd annual CALLER COACH SCHOOL will be held March 24-26, 1983 at the Marriot Hotel in Philadelphia, Pa. The three day school is just prior to the 1983 Callerlab convention and ties in with a great week of Square Dance Caller education...Interested in more Info.. Write..Jim Mayo. 79 Wash Pond Rd. Hempstead, N.H. 03841.....I hope to be able to be on staff...Depends upon available dialysis...Staff of Brundage, Peters, Lane, Mayo & more....

NOTES FOR CALLERS  
JACK LASRY  
1513 NO. 46th AVE.  
HOLLYWOOD, FL. 33021



FIRST CLASS MAIL

RAY AUBUT  
105 SLADEN ST  
DRACUT MA 01826

**notes** JACK A. LASRY 1513 N. 46th AVE. / HOLLYWOOD, FLORIDA 33021 / (305) 981-7788  
**FOR CALLERS**

NOVEMBER 1982

VIEWPOINT .....	51
MIXED UP THAR FORMATIONS .....	51
DANCING MAINSTREAM .....	52
EXPERIMENTAL..SPIN CHAIN & EXCHANGE THE GEARS .....	53
DANCING PLUS..Triple Scoots & Triple Trades .....	54
DANCING THE PLUS PROGRAM .....	55

## VIEWPOINT:

Last month I questioned the large number of quarterly selections the caller & dancer are faced with. The fact that the advanced dancer could be faced with as many as six quarterlies. I have come up with a plan that I have announced to our dancers and it is the way I plan to handle the problem....If I am talking with an advanced group I tell them that I will show only the advanced quarterly selections and any of the plus selections & mainstream selections that I feel they will find enjoyable...The dancers who attend plus dance clubs and mainstream dance clubs will learn all the quarterlies for that plateau at those dances, this way I don't have to turn a club dance into a workshop just to teach all the quarterlies. I have determined that I don't want to turn dancing into workshops....Most of us have a workshop tip and maybe even a review tip to smooth out any problems but thats enough!!!

## CHOREOGRAPHY FOR DANCER EDUCATION & IMPROVEMENT:

Using Allemand Thar Stars with mixed sexes as the centers....This is really basic choreo. for the mainstream dancer but will provide some variety at all plateaus .....

To establish the desired thar I start with a normal Do Paso and end with partner left make an allemand thar..HEAD MEN & SIDE LADIES STAR....You may have to spoon this forming action until all the dancers realize what you are wanting them to do....

Now from this thar be sure the centers (head men -side ladies) are backing up.....

Now call..GIRLS RUN...LINES FORWARD & BACK.....Slide thru..Square thru 3/4..

Left Alle..... Lets explore with a few more dancing ideas:::::

PARTNER LEFT..ALLE. THAR...HEAD MEN..SIDE LADIES STAR....

BOYS RUN..LINES UP & BACK..

BOX THE GNAT..RIGHT & LEFT THRU..FLUTTER WHEEL...

SWEEP 1/4..PASS THRU..LEFT ALLE...

ALLE..LEFT..ALLE THAR..FORWARD TWO AND FORM A STAR HEAD MEN & ORIGINAL HEAD LADIES STAR.....GIRLS RUN...LINES UP & BACK

RIGHT & LEFT THRU..STAR THRU..PASS THRU..

TRADE BY..LEFT ALLE.....

ALLE LEFT..ALLE THAR..FORWARD TWO & STAR..MEN BACK UP...

SHOOT THE STAR WITH A FULL TURN..CORNER (original partner)

RIGHT MAKE A WRONG WAY THAR..HEAD MEN & SIDE LADIES STAR....

MEN RUN..LINES UP & BACK..RIGHT & LEFT THRU..CROSSTAIL THRU..LEFT ALLE..

ALLE. LEFT..PARTNER RIGHT..WRONG WAY THAR..HEAD MEN SIDE LADIES STAR..

GIRLS RUN..LINES UP & BACK..CENTERS SQUARE THRU FOUR..

ENDS STAR THRU..CENTERS IN..CAST OFF 3/4..

CENTERS SQUARE THRU FOUR..ENDS STAR THRU..

PASS THRU..LEFT ALLE.....

## A GET OUT USING FAN THE TOP:

ZERO LINE..PASS THRU..BEND THE LINE...

RIGHT & LEFT THRU..TWO LADIES CHAIN & ROLLAWAY 1/2 SASHAY...

DO SA DO TO A WAVE..FAN THE TOP (boys 3/4)

RIGHT & LEFT GRAND.....

ZERO LINE..RIGHT & LEFT THRU..TWO LADIES CHAIN..

TOUCH 1/4..SINGLE HINGE..

FAN THE TOP..TURN THRU..LEFT ALLE...( or after fan the top..grand right & left)

## WHAT IS MAINSTREAM DANCING????

Mainstream Dancing should be the plateau that dancers spend at least a year dancing so they have an opportunity to enjoy what they have learned in class and to become able to dance for fun with improving amounts of dancer reaction to the many formations and combinations that the basic vocabulary will allow....It is a time of discovery and enjoyment that all those weeks in class were worth it...A time for attending other dances and clubs and also getting acquainted with festival dancing...A time to relax with fun singing calls and most of all a time to succeed with square dancing....Should Mainstream dancing prepare the dancer for the plus program? To the extent that a good foundation is important to moving into a larger vocabulary the answer is yes...But that is not the purpose of having a Mainstream dance program....The purpose should be to establish that large base of the square dance program which provides for what should be the largest number of dancers...A program for the once a week or twice a month dancer to enjoy the full aspect of club parties, special event dances etc...Only when a dancer becomes BORED is it time to move up a notch in levels and how soon this happens will depend a great deal upon your ability to make the Mainstream Choreography an ever changing "challenging" program where the dancers cannot always anticipate your next command!!!!!!!!!!

## DANCING MAINSTREAM:

ZERO LINE..PASS THRU..TAG THE LINE RIGHT..

COUPLES CIRCULATE..GIRLS RUN...

CENTERS SQUARE THRU 3/4..ENDS MOVE AHEAD & STAR THRU... (the ends are moving forward in a circulate pattern or a trade pattern til they meet the on coming dancer for the star thru) DO SA DO TO A WAVE..GIRLS TRADE..

SWING THRU..TURN THRU..LEFT ALLE...

ZERO LINE..PASS THRU..TAG THE LINE RIGHT..ENDS CIRCULATE..

ALL FERRIS WHEEL..BOYS ZOOM..GIRLS SQUARE THRU 3/4..

STAR THRU..COUPLES CIRCULATE..

BOYS TRADE..BOYS RUN..GIRLS TRADE,..RECYCLE..

PASS TO THE CENTER..SQUARE THRU 3/4..LEFT ALLE...

HEADS PASS THRU..AROUND ONE TO A LINE..

PASS THRU..TAG THE LINE RIGHT..ENDS CIRCULATE..

WHEEL & DEAL..TOUCH 1/4..CENTERS TRADE..

SPLIT CIRCULATE..GIRLS TRADE..LEFT ALLE...

ZERO LINE..PASS THRU..TAG THE LINE LEFT..

COUPLES CIRCULATE..GIRLS TRADE..CENTERS TRADE..

COUPLES TRADE..BEND THE LINE..CENTERS SQUARE THRU FOUR..

ENDS STAR THRU..ALL SQUARE THRU 3/4..LEFT ALLE..

ZERO BOX..SWING THRU..BOYS RUN..

TAG THE LINE..FACE IN...PASS THRU..BEND THE LINE..

DO SA DO TO A WAVE..each four...FAN THE TOP..

CENTERS CIRCULATE..BOYS RUN...STAR THRU..

PASS THRU..TRADE BY..BOX THE GNAT..GRAND RIGHT & LEFT..

ZERO LINE..PASS THRU..CENTERS FOLD..

TOUCH 1/4..SPLIT CIRCULATE..BOYS RUN...

PASS THE OCEAN..SPIN CHAIN THRU..GIRLS CIRCULATE DOUBLE..

BOYS RUN..COUPLES CIRCULATE..FERRIS WHEEL..

ZOOM..SQUARE THRU 3/4..LEFT ALLE.....

## EXPERIMENTAL FOR PLUS DANCERS:

### SPIN CHAIN & EXCHANGE THE GEARS.....Carl Hanks.

Carl has come up with a very interesting idea that is kind of difficult to explain...Carl said the best way was to have a square show how to do the action and I think he is right...I have diagrammed the action and I suggest that you work it out with your checkers and with a demo square....Once they see it it really is a smooth flowing and fairly easy to master idea that is spawned from the basic Spin Chain The Gears.... For our explanation we will start with a Zero Box Wave.... Start as if doing a Spin Chain The gears...Turn  $1/2$  by the Right...Boys turn left  $3/4$  and the center boys trade as the girls turn back.....Turn the star  $3/4$ .....Now here is where the action changes.. The diagram below starts at this point in the gears action....

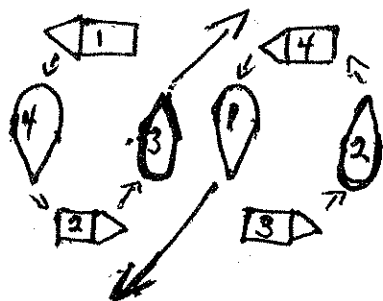


Fig 1

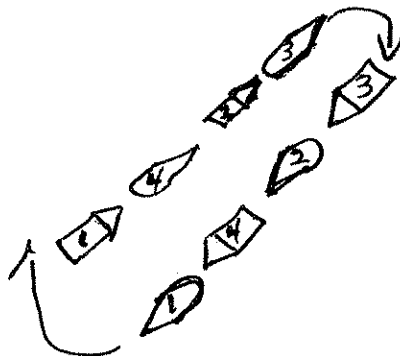


Fig. 2

I tell the center girls to look at the man who is the point of the star facing in , in the other star, they will find the number 1 lady looking at the number 2 man....The glance is a look to their right.....These girls will lead their star to the spot where the man they are looking at is standing...The dancers in each star will follow their girl leader as the star unravels into a snake like formation of follow the leader...When the lead girl reaches the spot where the in facing point was standing they will make a right face turn and lead the line across the side positions where the lead girls will right face  $3/4$  turn rolling into a forming wave as the first man becomes the ends of the wave and the last man the end of the wave.... The other lady will right face turn as she becomes the other center in the forming right handed wave.....

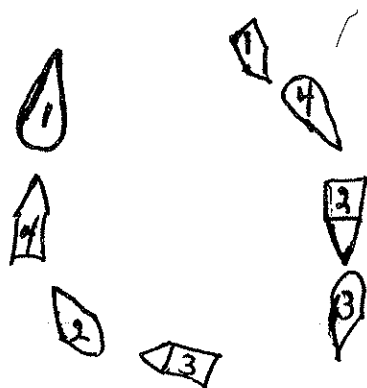


Fig 3

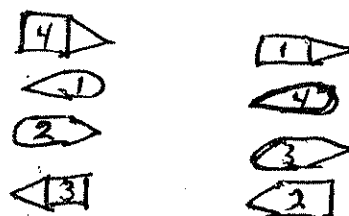


Fig 4



### Spin Chain & Exchange The Gears Cont..

While the action seems difficult to explain it really is very easy to dance And the dancers really found it to be very smooth and FUN to dance.... The last portion of the figure where the lead girls work the "snake" back out into the lines that will form the wave have a real nice "feel" as the "S" un coils the lead girls will right face 3/4 roll into the right hand of the second dancer, that boy takes her right hand and locks into the end pair of the forming wave as the other girl has a short right face turn to make and the last boy really only has to step onto the end of the wave...Work it out with your checkers following my hand drawn diagrams and you should easily follow the action.... One key in dancing the action is when the first star is formed the "point" facing out will be the dancer who is the center of the wave to lead out the "change" I had those folks put their hands up as flags and to indicate follow me.....

ZERO BOX..WAVE..SPIN CHAIN & EXCHANGE THE GEARS....  
RECYCLE..PASS THRU..TRADE BY..  
PASS THRU..LEFT ALLE....

ZERO LINE..PASS THE OCEAN..SPIN CHAIN & EXCHANGE THE GEARS..  
RECYCLE..SQUARE THRU 3/4..  
TRADE BY..LEFT ALLE.....

This figure would make a really neat demonstration figure for any exhibition group...

### DANCING PRACTICE FEATURING TRIPLE SCOOT & TRIPLE TRADE COMBINATIONS:

ZERO LINE..TOUCH 1/4..TRIPLE SCOOT..  
HINGE 1/4..TRIPLE TRADE..RECYCLE..  
PASS THE OCEAN..RECYCLE..LEFT ALLE...

ZERO LINE..TOUCH 1/4..8 CIRCULATE..  
TRIPLE SCOOT..HINGE 1/4..TRIPLE TRADE..  
BOYS RUN..BEND THE LINES..SQUARE THRU 3/4..LEFT ALLE...

ZERO LINE..TOUCH 1/4..8 CIRCULATE..HINGE 1/4..  
TRIPLE TRADE..HINGE 1/4..TRIPLE SCOOT..  
BOYS RUN..SQUARE THRU 3/4..LEFT ALLE....

HEADS PASS THRU..AROUND ONE TO A LINE..  
TOUCH 1/4..TRIPLE SCOOT..8 CIRCULATE..  
HINGE 1/4..TRIPLE TRADE..HINGE 1/4..  
TRIPLE SCOOT.. BOYS RUN..ZOOM..SQUARE THRU 3/4..LEFT ALLE...

ZERO LINE..TOUCH 1/4..ALL 8 CIRCULATE ONCE & 1/2...  
THE COLUMN....TRIPLE SCOOT..HINGE 1/4..."DOUBLE TRADE" (two pairs with forearms)  
CENTER GIRLS RUN...ALL BEND TO FACE IN...  
DOUBLE PASS THRU..LEAD COUPLE PARTNER TRADE..  
STAR THRU..PASS THRU..BOYS RUN...GIRLS RUN...LEFT ALLE....

ZERO LINE..PASS THRU..WHEEL & DEAL..DOUBLE PASS THRU..  
BOYS RUN..TRIPLE SCOOT..8 CIRCULATE..  
GIRLS HINGE & FAN THE TOP..BOYS FACING OUT..U TURN BACK..  
GIRLS EXTEND...BOYS RUN..CHASE RIGHT..  
BOYS RUN...LEFT ALLE.....

-----  
Watch out for the next to last figure, it is a bit different??????

## DANCING THE PLUS PROGRAM:

I will be using some Peel The Top set ups from right handed and left handed formations, I have noticed that many of our plus dancers are not as well versed as perhaps we would like for them to be....Peel the top is of those basics that we sometimes don't fully explore!

ZERO LINE...RIGHT & LEFT THRU..DIXIE STYLE TO A WAVE..  
BOYS TRADE..GIRLS FOLD..PEEL THE TOP..  
TRADE YOUR WAVE..BOYS RUN..BEND THE LINE..  
SWING THRU..TURN THRU..LEFT ALLE...

ZERO LINE..TOUCH 1/4..COORDINATE..COUPLES CIRCULATE..  
GIRLS RUN..BOYS TRADE..GIRLS FOLD..  
PEEL THE TOP..TRADE THE WAVE..  
BOYS RUN..BEND THE LINE..LEFT ALLE...

ZERO BOX..SWING THRU..BOYS RUN...CROSSFIRE..  
PEEL THE TOP...BOYS CROSS RUN..  
RECYCLE..SLIDE THRU..LEFT ALLE....

ZERO BOX...WAVE...ALL 8 CIRCULATE..  
FAN THE TOP....GRAND SWING THRU..GIRLS FOLD..  
PEEL THE TOP..SPIN CHAIN THE GEARS...  
SCOOT BACK..GIRLS CIRCULATE..BOYS TRADE..  
BOYS RUN..WHEEL & DEAL..LEFT ALLE...

ZERO BOX..WAVE....BOYS FOLD...  
PEEL THE TOP..TO A TURN & LEFT THRU...  
DIXIE STYLE TO A WAVE..GIRLS CIRCULATE..BOYS TRADE..  
RECYCLE..RIGHT & LEFT THRU..VEER LEFT..COUPLES HINGE...  
CROSS FIRE...SCOOT BACK..FOLLOW YOUR NEIGHBOR & SPREAD...  
GRAND RIGHT & LEFT...

## SOME SOFT OR STANDARD POSITION PLUS DANCES:

ZERO LINE..PASS THRU..WHEEL & DEAL..  
CENTERS RIGHT & LEFT THRU & VEER LEFT...  
CROSSFIRE..WALK & DODGE..TOUCH 1/4..  
FOLLOW YOUR NEIGHBOR & SPREAD..GIRLS TRADE..  
RELAY THE DEUCEY...GIRLS RUN...BOYS HINGE..  
DIAMOND CIRCULATE...CENTER LADIES TRADE..  
DIAMOND CIRCULATE..FLIP THE DIAMOND..  
GIRLS TRADE..RECYCLE..LEFT ALLE...

ZERO LINE..LOAD THE BOAT..SINGLE CIRCLE TO A WAVE..  
BOYS TRADE..GIRLS FOLD..PEEL THE TOP..  
EXPLODE THE WAVE..CENTERS SQUARE THRU 3/4...  
ENDS PARTNER TRADE...PASS THRU..LEFT ALLE...

## ----- RENEWAL NOTICE-----

NOTES FOR CALLERS.....\$18.00\_\_\_\_\_


NOTES FOR CALLERS & ADVANCED SUPPLEMENT.....\$26.00\_\_\_\_\_

ADVANCED SUPPLEMENT ONLY.....\$18.00\_\_\_\_\_

NAME \_\_\_\_\_ ADDRESS \_\_\_\_\_  
CITY \_\_\_\_\_ STATE/PROV. \_\_\_\_\_ ZIP. \_\_\_\_\_

Mail to Jack Lasry 1513 No. 46th Av. Hollywood, Fl. 33021

NOTES FOR CALLERS  
JACK LASRY  
1513 NO. 46th AVE.  
HOLLYWOOD, FLA. 33021



FIRST CLASS MAIL

RAY AUBUT  
105 SLADEN ST.  
DRACUT MA 01826

**notes** JACK A. LASRY 1513 N. 46th AVE. / HOLLYWOOD, FLORIDA 33021 / (305) 981-7788  
**FOR CALLERS**

DECEMBER 1982

VIEWPOINT	56
DANCER EDUCATION/CIRCULATES	56
DIVIDE/ A MAINSTREAM BASIC	57
NOVELTY COMBINATIONS	57
CROSSFIRE BASIC POSITIONING.	58
3/4 TAG THE LINE.	58
DANCING PLUS STANDARD POSITION	59
DANCING PLUS WITH SOME D.B.D.	59
EXPERIMENTAL..FERRIS CROSSFIRE	59
1982 INDEX	60



## VIEWPOINT:

A very Merry Christmas to all and may your holiday season be filled with much joy and happiness.... This will be our last issue for 1982 so if you have not taken the time to subscribe for 1983 please take a minute and remember that the cost has remained the same for the coming year..... The holiday season is often a difficult time for classes and workshops....Give some thought to the fact that many folks will be missing sessions due to office and family parties as well as the women being a bit extra tired due to the shopping... Try not to teach alot or to work really complicated choreo during this month and in the long run your dancers will appreciate it...

CALLERLAB is just around the corner and this years convention should be a very worthwhile experience ...Hope you can be there....For additional information write Callerlab... Pocono Pines, Pa..18350..

## CHOREOGRAPHY FOR DANCER EDUCATION AND IMPROVEMENT:

The basic CIRCULATE by definition allows for a great dear of variety....Most dancers will do the ALL 8 CIRCULATE from parallel waves with boys as ends and girls as centers.... Next they should be able to respond to parallel right handed waves with girls as ends and boys as centers....From this point I introduce mixed right hand wave formations being sure that the dances understands the ENDS- CENTERS circulate then combining that into the all 8 circulate.....From this point I progress into the use of All 8 circulate from left handed ocean waves....This can take place after the introduction of Dixie Style to a wave which will give them a while to become positive with thr right handed action before the left handed program is introduced.....From this point on the circulates can be introduced after graduation and during the year of Mainstream dancing that is needed to give the dancer an opportunity to become positive and confidant with the basics..... As this begins to take place I explore circulate from lines facing out....Sure the ends circulating is the same as the ends trading but remember this is all part of their dancer education... The centers of lines facing out can also circulate so from lines facing out an ALL 8 Circ. is possible and even if you don't use it a great deal it fills out the dancer understanding of circulates..... Once I introduce the inverted line formation by having the heads square thru four and do a centers IN & CAST OFF 3/4.....And the dancer understands and responds to this action I apply the circulate action from the inverted lines....So so can see the variety that is available to us with simple basics....NO NEED TO RUSH INTO THE PLUS BASICS RIGHT AFTER GRADUATION.....DANCE MAINSTREAM FOR THE NEXT SIX MONTHS TO A YEAR.....

## SOME ALL 8 CIRCULATE FIGURES FROM OTHER THEN STANDARD PARALLEL WAVES:

ZERO LINE..PASS THRU..ENDS CIRCULATE...ENDS CIRCULATE AGAIN...  
BEND THE LINE..STAR THRU..PASS THRU..TRADE BY..  
SQUARE THRU 3/4..LEFT ALLE..

ZERO LINE..PASS THRU..CENTERS CIRCULATE..CIRCULATE AGAIN...  
CAST OFF 3/4..RIGHT & LEFT THRU..  
STAR THRU..PASS THRU..TRADE BY..PASS THRU..LEFT ALLE...

ZERO LINE..PASS THRU..ENDS CIRCULATE..  
ALL 8 CIRCULATE..ENDS RUN..LINES UP & BACK..  
PASS THRU..U TURN BACK..CENTERS SQUARE THRU FOUR..  
ENDS STAR THRU..ALL PASS THRU..LEFT ALLE...

ZERO LINE..PASS THRU..CENTERS CIRCULATE..ALL 8 CIRCULATE..  
CENTERS RUN..LINES UP & BACK...CENTERS SQUARE THRU FOUR..  
ENDS SLIDE THRU..BOX THE GNAT..GRAND RI GHT & LEFT....

### USING DIVIDE WITH MAINSTREAM BASICS:

The use of the term Divide has greatly diminished over the years but for many dancers it will provide some variety in the dance patterns.....I use the call primarily from a double pass thru formation where the centers will be given one command and the trailers will receive the command to DIVIDE....Divide means to the trailers to move sideways apart until they can work with the facing dancer from the other side of the square and working on the outside of the action that is taking place by the center dancers....

### LETS START SIMPLY:....:

ZERO LINE..PASS THRU..WHEEL & DEAL....CENTERS SQUARE THRU FOUR..  
OTHERS DIVIDE & STAR THRU...ALL TOUCH 1/4..  
SCOOT BACK..BOYS RUN..PASS THRU..BEND THE LINE..  
RIGHT & LEFT THRU..PASS THE OCEAN..SWING THRU..TURN THRU..LEFT ALLE...

HEADS PASS THE OCEAN..HEADS SWING THRU & CAST OFF 3/4..  
SIDES DIVIDE AND TOUCH 1/4...(ck columns)  
8 CIRCULATE..8 CIRCULATE AGAIN...BOYS RUN..  
CENTERS SWING THRU...TURN THRU..LEFT ALLE....

ZERO LINE..PASS THRU..WHEEL & DEAL..  
TRAILERS DIVIDE & STAR THRU..CENTERS TOUCH 1/4 & WALK & DODGE..  
TOUCH 1/4..SPLIT CIRCULATE..BOYS RUN..REVERSE FLUTTER WHEEL..  
STAR THRU..PASS TO THE CENTER..SQUARE THRU 3/4..LEFT ALLE...

ZERO LINE..PASS THRU..WHEEL & DEAL..  
CENTERS SLIDE THRU & SQUARE THRU 3/4..  
OTHERS DIVIDE AND 1/2 SQUARE THRU (stay on the outside) (ends in lines facing out)  
ALL WHEEL & DEAL..GIRLS PASS THRU..  
STAR THRU..BOYS TRADE..WHEEL & DEAL..  
PASS THRU..LEFT ALLE.....

ZERO LINE...PASS THRU..WHEEL & DEAL..DOUBLE PASS THRU..  
CENTERS IN..CAST OFF 3/4....CENTERS TOUCH 1/4..BOX CIRCULATE..  
BOYS RUN & REVERSE FLUTTER WHEEL & SWEEP 1/4.....  
THE ENDS SLIDE THRU..THEN DIVIDE & STAR THRU..  
DOUBLE PASS THRU..LEADS PARTNER TRADE..LEFT ALLE...

-----

### NOVELTY COMBINATIONS:

HEADS RIGHT & LEFT THRU..ROLLAWAY 1/2 SASHAY...  
HEADS PASS THRU..SEPERATE AROUND TWO ..HOOK ON TO THE ENDS ..  
LINES UP & BACK.....TWO GIRLS 1/2 SASHAY...TWO BOYS 1/2 SASHAY..  
CENTERS 1/2 SASHAY...ALL 1/2 SASHAY..LEFT ALLE...

HEADS ROLLAWAY 1/2 SASHAY..PASS THRU..SEPERATE AROUND TWO ..HOOK ON THE  
END..LINES UP & BACK...ALL PASS THRU..U TURN BACK..  
CENTERS PASS THRU & U TURN BACK...  
ALL PASS THRU..U TURN BACK..SLIDE THRU..LEFT ALLE....

### ZERO LINE GET OUT:

PASS THE OCEAN..GIRLS TRADE..SCOOT BACK..BOYS RUN..BEND THE LINE..  
SPIN THE TOP..TURN THRU..LEFT ALLE...

## THE PLUS PROGRAM:

I hear from many callers that while the plus program is growing in popularity a few of the plus calls are often poorly danced by the average plus dancer....The calls are crossfire, 3/4 tag the line and Grand swing thru.....I'm really not sure if these calls get lost in the shuffle by many callers but if you will work with your dancers on these basics they will be able to do them as well as they do a load the boat... The most difficult of the three is the crossfire which does require some dancer reaction and good timing but there are many ways to use crossfire that its worth the effort on your part and of course the dancers...

I will keep the crossfire action to a standard two faced line with boys as ends and girls as centers...Remember the action has the ends do a cross fold as the centers trade & extend forming a box circulate set up for the foursome which can result in parallel ocean waves, columns or one single split circulate box.....In past issues this year I have explored the use of the definition of crossfire but now lets just get the dancers who don't use the figure to accept and enjoy its action.....

ZERO BOX..RIGHT & LEFT THRU..COUPLES CIRCULATE..  
CROSSFIRE..ALL 8 CIRCULATE..BOYS RUN..  
SWING THRU..TURN THRU ..LEFT ALLE...

ZERO BOX..RIGHT & LEFT THRU..VEER LEFT..  
FERRIS WHEEL..CENTERS RIGHT & LEFT THRU & VEER LEFT..  
CENTERS CROSSFIRE..WALK & DODGE..LEFT ALLE...

ZERO BOX..RIGHT & LEFT THRU..VEER LEFT..COUPLES HINGE..  
CROSSFIRE..(ends in a parallel wave formation)  
SCOOT BACK..BOYS RUN..STAR THRU..  
PASS TO THE CENTER..SQUARE THRU 3/4..LEFT ALLE...

Now if your dancers will work with the three basic formations used in the above examples they will find that YOU will be able to mix crossfire into many smooth dancing combinations.

-----  
3/4 TAG THE LINE IS also a useful plus basic that often gets overlooked by callers and as a result the dancers struggle when it is called....When teaching the 3/4 tag I start with standard two faced lines and review a 1/2 tag and then call an extend setting up the 3/4 tag ending formation....I also tell the dancers that the ends of the line will end up forming a right handed wave in the center as the leaders or centers of the line will end facing directly ahead exactly as if they had done a normal tag the line..... Be sure that you have boys and girls playing the ends of the lines .....After the two faced line is comfortable I expand to lines facing out....Rules and ending formations remain the same.

ZERO BOX..SWING THRU..BOYS RUN..3/4 TAG THE LINE..  
BOYS SWING THRU..GIRLS PARTNER TRADE..  
BOYS EXTEND..BOYS RUN..LEFT ALLE...

ZERO BOX..DO SA DO TO A WAVE..GIRLS RUN..  
3/4 TAG THE LINE..GIRLS SWING THRU..BOYS PARTNER TRADE..  
GIRLS EXTEND..WALK & DODGE..PARTNER TRADE..  
STAR THRU..PASS THRU..LEFT ALLE...

ZERO LINE..PASS THRU..3/4 TAG THE LINE..  
OUTSIDERS PARTNER TRADE & ROLL & LOAD THE BOAT..  
CENTERS SWING THRU..SPIN THE TOP TO A TOUCH 1/4..  
CENTER BOYS RUN RIGHT..ALL PASS THRU..LEFT ALLE...

It takes time for dancers to become really well acquainted with any basic and if we don't use them often the dancers will be short changed.

THE PLUS PROGRAM: DANCING THE PLUS BASICS...STANDARD POSITION.

ZERO BOX..RIGHT & LEFT THRU..VEER LEFT..  
COUPLES CIRCULATE..TAG THE LINE RIGHT..  
BOYS CROSS RUN & CIRCULATE..GIRLS HINGE..CENTER GIRLS TRADE..  
DIAMOND CIRCULATE..FLIP THE DIAMOND..GIRLS TRADE..  
ALL 8 CIRCULATE..SPIN CHAIN THE GEARS...GIRLS RUN..  
BEND THE LINE..LEFT ALLE..

ZERO LINE..PASS THE OCEAN..GIRLS TRADE..RECYCLE & VEER LEFT..  
COUPLES CIRCULATE..CROSSFIRE..COORDINATE..  
1/2 TAG THE LINE..FOLLOW YOUR NEIGHBOR & SPREAD..  
GIRLS TRADE..RECYCLE..PASS TO THE CENTER..SQUARE THRU 3/4..LEFT ALLE...

ZERO LINE..RIGHT & LEFT THRU..ROLLAWAY 1/2 SASHAY..  
BOX THE GNAT..FAN THE TOP..SPIN THE TOP..  
GRAND SWING THRU..RECYCLE..PASS THRU ..WHEEL & DEAL..  
DIXIE GRAND...LEFT ALLE...

ZERO LINE..PASS THE OCEAN..FAN THE TOP..  
GRAND SWING THRU..CENTER FOUR EXPLODE THE WAVE & CHASE RIGHT..  
ENDS HINGE 1/4.. ALL BOYS RUN RIGHT..  
CENTERS PASS THRU..TOUCH 1/4..FOLLOW YOUR NEIGHBOR & SPREAD..  
GIRLS TRADE..GIRLS RUN..BEND THE LINE..LEFT ALLE...

HEADS PASS THRU..AROUND ONE TO A LINE..  
PASS THRU..TAG THE LINE RIGHT..  
CENTER FOUR..FOLLOW YOUR NEIGHBOR & SPREAD..CENTERS EXPLODE THE WAVE..  
CENTERS CROSS RUN..ENDS LOAD THE BOAT..  
NEW CENTERS FOLLOW YOUR NEIGHBOR & SPREAD..  
PING PONG CIRCULATE..CENTERS RECYCLE..& SWEEP 1/4..  
OTHERS DIVIDE & STAR THRU..ZOOM..PASS THRU..LEFT ALLE....

-----  
DANCING PLUS WITH SOME D B D.....

ZERO BOX..RIGHT & LEFT THRU..VEER LEFT..  
COUPLES HINGE...TRIPLE TRADE..COUPLES HINGE...GIRLS HINGE 1/4..  
FLIP THE DIAMONDS..BOYS RUN & CIRCULATE..  
GIRLS FOLLOW YOUR NEIGHBOR & SPREAD..CENTER GIRLS TRADE..  
GIRLS SWING THRU..BOYS CIRCULATE...FLIP THE DIAMONDS..  
BOYS TRADE..GRAND RIGHT & LEFT....

ZERO BOX..SWING THRU..BOYS RUN..TAG THE LINE..  
TRACK II..ALL 8 CIRCULATE..ENDS FOLD..PEEL THE TOP..  
GRAND SWING THRU..GIRLS..RECYCLE..& SQUARE THRU FOUR..  
BOYS HINGE 1/4..THOSE WHO CAN STAR THRU..OTHERS FACE IN...  
RIGHT & LEFT THRU..PASS THE OCEAN..RECYCLE..LEFT ALLE...

-----  
EXPERIMENTAL IDEA: FERRIS CROSSFIRE....Jack Lasry.

FROM parallel two faced lines, the out facing couple will wheel & deal as in a Ferris Wheel. The in facing couple will extend to the center as if to start a ferris wheel action but when the two faced line is formed in the center they will crossfire....Ends with a split circ. box in the center of facing in couples...

ZERO BOX..RIGHT & LEFT THRU..VEER LEFT..  
FERRIS CROSSFIRE..CENTERS WALK & DODGE..LEFT ALLE..

## 1983 CALLERS' SCHOOL INFORMATION:

Our two individual attention Callers Schools are scheduled for June 18-22 1983 and August 6-10....The schools are limited to 7 callers and their partners.. For additional information drop me a line.....

### 1982 INDEX.

#### MAINSTREAM:

All 8 circulate	Dec.
Centers In	Aug.
Centers Out	Feb.
Cross Run	Ap.-June.
Divide	Dec.
Ferris Wheel	Jan.
Mixed up Thars	Nov.
Parther Hinge	July.
Peel Off	July.
Runs	March.
Split/Box Circulate	June-Oct.
Zoom	July.

#### PLUS:

Coordinate & Spread	Oct.
Crossfire	April.
Fold & Roll	Aug.
Grand Swing Thru	Dec.
Load The Boat	April.
Trade The Wave	June.
Trade the Wave & Roll	Feb.
3/4 Tag	May-June.
Triple Trade	Nov.
Triple Scoot	Nov.
W/Deal & Roll	March.

#### EXPERIMENTALS

Bounce	Oct.
But Shift To	June.
Diagonal Star	Sept.
Double Your Pleasure	July
Fan Chain Thru	Aug.
Ferris Cross Fire	Dec.
Grand Spin	Oct.
Hinge & Flutter	Jan.
Red Hot	April.
Release The Column	Jan.
Shift	April.
Spin Chain/Exchange	Gears Nov.
Touche	April.
Track to a Diamond	Oct.
Z Coordinate	Jan.
Zing	Oct.

THIS IS OUR LAST ISSUE OF 1982...HOPE 1983 WILL BRING MUCH HAPPINESS TO YOUR SQUARE DANCERS AND THAT OUR NOTES WILL PROVIDE SOME IDEAS TO EXPAND YOUR KNOWLEDGE AND THE DANCERS WILL BENEFIT FROM OUR EFFORTS....

### -- RENEWAL NOTICE--

NOTES FOR CALLERS .....\$18.00\_\_\_\_\_

NOTES FOR CALLERS & ADVANCED SUPPLEMENT.....\$26.00\_\_\_\_\_

ADVANCED SUPPLEMENT ONLY.....\$18.00\_\_\_\_\_

NAME \_\_\_\_\_

ADDRESS \_\_\_\_\_ CITY \_\_\_\_\_

STATE/PROV \_\_\_\_\_ ZIP \_\_\_\_\_

Mail to Jack Lasry..1513 No. 46th Av. Hollywood, Fl. 33021