


NOTES FOR CALLERS
JACK LASRY
1513 NO. 46th AVE.
HOLLYWOOD, FL. 33021



FIRST CLASS MAIL

JERRY BENNETT
240 PINE VALLEY PLANT.
BECKETTOWN, MA.
01007

notes JACK A. LASRY 1513 N. 46th AVE. / HOLLYWOOD, FLORIDA 33021 / (305) 981-7788
FOR CALLERS

JANUARY 1984

VIEWPOINT	1
CHOREO. FOR DANCER EDUCATION.....	1
DANCING MAINSTREAM	2
SETTING UP & USING THE 1/4 TAG FORMATION AT MAINSTREAM	3
PLUS EXPERIMENTAL...CHASE & WHEEL	3
RECYCLE & ROLL FOR THE PLUS PROGRAM	4
1/4 TAG FORMATION AND PLUS CHOREO.	5
DANCING PLUS	5

VIEWPOINT:

Welcome to 1984....What positive changes can we hope for in the new year??? I feel the leadership in Callerlab headed up by a truly qualified leader, Bob Van Antwerp, will effect some positive changes in the areas that currently need revision....The review of the QS programs and the Mainstream program should help all of us interested in supporting a quality square dance program.....The one area that seems to elude all of the great minds is how to teach square dancing in 30-35 weeks and have the new dancers ready to step into a club program...We either must teach less because it is impossible to learn the entire mainstream program and often the QS and even some plus OR we have to start establishing clubs for new dancer graduates so they can fit into the club program at a point they are comfortable....LETS ATTACK THE REAL PROBLEM..HOW ABOUT IT CALLERLAB.....No new quarterlies for Mainstream & Plus.

CHOREOGRAPHY FOR DANCER EDUCATION & IMPROVEMENT:

USING CENTERS IN/OUT FROM EIGHT CHAIN THRU FORMATIONS.....

Mainstream dancers become well acquainted with the use of CENTERS IN from a completed double pass thru formation. Most often the centers in is followed by a Cast Off 3/4....Some mainstream dancers, if given the opportunity, will respond well to the use of a CENTERS OUT command.....Lets take these common commands and apply them to the eight chain thru box.

FIRST: The dancers need to recognize who the centers are and you can explain this in several ways.....Heads square thru four..Heads you are the centers ready put centers IN.....Be sure to tell the sides that they should move apart to allow the centers to fit inbetween

SECOND: The dancers need to be able to arm turn cast off 3/4 with either the left or right forearm..... This action, the arm turn cast off 3/4 can be practiced from parallel right or left handed ocean waves....Give the dancers the time to lock into a new wave after the cast off action and drill it until it is easily reacted too....Also when in left handed waves such as dixie style formations it will help to say ready with the LEFT...Cast off 3/4....

Now you are ready to explore some smooth and interesting choreo. based upon basic movements but used from other than the plain vanilla formations....

HEADS SQUARE THRU FOUR...(heads you are the centers)PUT CENTERS IN CAST OFF 3/4..
(note ending formation...centers are facing in and the ends facing out, we call this an inverted line)....(dancer education)....ENDS RUN...LINES UP & BACK..
STAR THRU..DIVE THRU..SQUARE THRU 3/4...LEFT ALLE... NOTE;..After the center in action it can be helpful to add...HOOK ON...then call the cast off 3/4..

HEADS SQUARE THRU FOUR..CENTER IN..(hook on)CAST OFF 3/4....
ENDS TRADE..LINES UP & BACK...
STAR THRU..CENTERS.PASS THRU..LEFT ALLE....zero box.

HEADS SQUARE THRU FOUR...PUT CENTERS IN..CAST OFF 3/4..
ENDS TRADE...CENTERS SQUARE THRU FOUR...ENDS STAR THRU...
RIGHT & LEFT THRU..PASS THRU..TRADE BY..LEFT ALLE.....

HEADS SQUARE THRU FOUR..PUT CENTERS IN..CAST OFF 3/4...
ENDS TRADE & STAR THRU..CENTERS PASS THE OCEAN & RECYCLE...
CENTERS SWING THRU..TURN THRU..LEFT ALLE....

ZERO LINE..PASS THRU..WHEEL & DEAL..CENTERS SQUARE THRU 3/4..
CENTERS IN..CAST OFF 3/4...CENTERS SQUARE THRU 3/4...
CAST OFF 3/4...PASS THRU WHEEL & DEAL...GIRLS SQUARE THRU 3/4...
GIRLS PUT CENTERS IN..CAST OFF 3/4...BOYS RUN....
LINES UP & BACK....PASS THRU..TAG THE LINE RIGHT..COUPLES CIRCULATE..
GIRLS TRADE..WHEEL & DEAL..PASS THRU..LEFT ALLE....

HEADS SQUARE THRU FOUR..CENTERS OUT...ENDS TRADE...
STAR THRU..CENTERS PASS THRU..LEFT ALLE....Zero box...

THE MAINSTREAM PROGRAM:

The Mainstream Program will receive a complete review after a three year freeze at the up and coming Callerlab Convention....I HOPE that the program will remain close to the same as it is a GOOD PROGRAM...I feel we could ship a few calls up to the Plus program in an attempt to shorten the program so we can cover it in 35 weeks.....But this is not the real problem.... The problem is the new dancer must push on into the plus program without having his or her feet on the ground.... I know that most dancers want to move into the plus program but lets do it when they are ready...I'm not sure who said it first but I like the thought that goes like this..DANCERS SHOULD DANCE AT MAINSTREAM UNTIL THEY ARE BORED BY THE PROGRAM. THEN LOOK FOR THE NEXT PLATEAU TO MASTER.....Now if you are bored by the Mainstream calling of one caller you should try another and then determine if you are really bored....

DANCING MAINSTREAM FOR THE NEW GRADUATE:

HEADS STAR THRU..DOUBLE PASS THRU..PEEL OFF....
STAR THRU..CLOVERLEAF...SQUARE THRU 3/4..LEFT ALLE....zero box.

HEADS TURN THRU..SEPARATE AROUND ONE TO A LINE...
PASS THE OCEAN..BOYS CIRCULATE..GIRLS TRADE..
SWING THRU..TURN THRU..LEFT ALLE...

ZERO LINE..PASS THRU..TAG THE LINE RIGHT...
CENTERS WALK & DODGE..CENTERS RUN...
NEW CENTERS TRADE..NEW CENTERS WALK & DODGE....
CENTERS RUN...LINES UP & BACK...PASS THRU..U TURN BACK...
CENTERS SQUARE THRU FOUR...ENDS STAR THRU..
ALL SQUARE THRU 3/4...LEFT ALLE...

ZERO LINE..PASS THRU..WHEEL & DEAL...DOUBLE PASS THRU..
CENTERS IN..CAST OFF 3/4...CENTERS..PASS THE OCEAN..RECYCLE & SWEEP 1/4..
THEN SQUARE THRU FOUR...ENDS STAR THRU..
SWING THRU..SPIN THE TOP..RIGHT & LEFT THRU..
FLUTTER WHEEL & SWEEP 1/4...SWING THRU..TURN THRU..LEFT ALLE....

MAINSTREAM FOR THE EXPERIENCED DANCER:

ZERO BOX..SPIN CHAIN THRU...GIRLS CIRCULATE DOUBLE..
BOYS RUN...TAG THE LINE...GIRLS FACE IN...BOYS RIGHT....
BOYS WALK & DODGE..BOYS RUN... PASS THRU..
TAG THE LINE RIGHT..BOYS CROSS RUN...
FERRIS WHEEL..SQUARE THRU 3/4....LEFT ALLE...

ZERO BOX...TOUCH 1/4...SPLIT CIRCULATE..SCOOT BACK..
GIRLS RUN..BOX THE GNAT..FAN THE TOP...
SWING THRU...SPIN CHAIN THRU..BOYS CIRCULATE DOUBLE...
SWING THRU..BOYS TRADE..RECYCLE...GRAND RIGHT & LEFT...

ZERO LINE..RIGHT & LEFT THRU..DIXIE STYLE TO A WAVE...
BOYS TRADE..(ready with a left)..WITH A LEFT CAST OFF 3/4...
CENTERS SCOOT BACK...THEN CROSS RUN...
NEW CENTERS TRADE & RUN...
COUPLES CIRCULATE...FERRIS WHEEL...GIRLS SQUARE THRU 3/4...
BOYS COURTESY TURN YOUR GIRL...PUT HER IN THE LEAD..DIXIE STYLE TO A WAVE...
ENDING #1.....BOYS CROSS RUN..BOX THE GNAT..GRAND RIGHT & LEFT...
ENDING #2.....Boys CROSS RUN..RECYCLE..SWING THRU..TURN THRU..LEFT ALLE..
ENDING #3.....BALANCE..RECYCLE..SQUARE THRU 3/4....LEFT ALLE....

USING THE 1/4 TAG FORMATION AT MAINSTREAM:

SETTING UP THE 1/4 TAG FORMATION:

1. Heads/Sides Pass the Ocean.
2. Heads Pass The Ocean & Fan the Top..Sides Divide & Star Thru.
3. Zero Line..Pass thru..Wheel & Deal..Centers make a Wave.
4. From an Eight Chain Thru Box...Pass to The Center..Step to a wave..
5. Heads Pass Thru..Separate around one to a line..Centers Pass The Ocean..Ends Star Thru..
6. From zero lines..Touch 1/4..Single File Circulate...Center four single hinge..center boys Trade..Centers Spin the Top..Outside boys Run Right.....

The above are just a few ways to set up the 1/4 tag formation. When the dancers are in normal boy/girl positions you will have a "normal" 1/4 tag formation.....

CHOREOGRAPHY FOR THE 1/4 TAG FORMATION...AT MAINSTREAM.

HEADS PASS THE OCEAN...SWING THRU & CAST OFF 3/4...

SIDES DIVIDE & TOUCH 1/4...SINGLE FILE CIRCULATE TWO POSITION....

BOYS RUN...CENTERS SWING THRU..TURN THRU..LEFT ALLE...zero box.

ZERO LINE..PASS THRU..WHEEL & DEAL...ZOOM..CENTERS STEP TO A WAVE..

CENTERS SWING THRU & SPIN THE TOP...OTHERS DIVIDE & STAR THRU..

CENTERS RECYCLE..& ZOOM...NEW CENTERS SQUARE THRU 3/4..LEFT ALLE...zero box.

ZERO LINE..PASS THRU..WHEEL & DEAL..DOUBLE PASS THRU..

CENTERS IN..CAST OFF 3/4...CENTERS PASS THE OCEAN..ENDS STAR THRU..

CENTERS SPIN THE TOP TO A SINGLE HINGE...OUTSIDE BOYS RUN RIGHT..(columns)

SINGLE FILE CIRCULATE..GIRLS WALK & DODGE....

THOSE WHO CAN...STAR THRU..OTHERS FACE IN...LINES UP & BACK...

RIGHT & LEFT THRU..STAR THRU..PASS THRU..TRADE BY..LEFT ALLE...zero box.

EXPERIMENTAL WORKSHOP: FOR THE PLUS DANCER.

CHASE & (WHEEL)..... Dave Wilson.....

Starting Formation.....LINES FACING OUT.

The Action.....The right hand couple will do a chase right action but shorten the distance traveled so as to end in the center of the set forming a right hand wave...The left hand couples will Wheel & deal...

Ending Formation....The 1/4 Tag Formation.....

Comments.....The call is easily mastered once the dancers recognize how the chase action will form the wave in the center...The right hand couple had no problems recognizing that they do the chase action....It may help at first to cue the fact that the right hand couple will chase to the middle....Such as LINES PASS THRU...CHASE & WHEEL...(right hand couples chase to the center...others wheel & deal.....

The action flows smoothly however the limited amount of 1/4 TAG choreography will limit the need for this call....May have value at the advanced level as more 1/4 tag choreo is used....GOOD WORKSHOP CALL FOR A PLUS WEEK END.....

ZERO LINE..PASS THRU..CHASE & WHEEL

PING PONG CIRCULATE..EXTEND...GIRLS TRADE..

RECYCLE...LEFT ALLE...

ZERO LINE..PASS THRU..CHASE & WHEEL..

CENTERS FAN THE TOP...OTHERS DIVIDE & STAR THRU..

PING PONG CIRCULATE...CENTERS RECYCLE...

ZOOM...SQUARE THRU 3/4...LEFT ALLE...

THE PLUS PROGRAM:

USING RECYCLE & ROLL....Adding a ROLL to the end of a RECYCLE ACTION is not really an easy combination for most plus dancers..It will require an understanding of where the recycle ends and then adding the 1/4 turn of the Roll without moving forward or wandering...Discipline is the name....From right handed waves the roll is a right face turn for all dancers, and from a left handed wave the dancers will make a left face 1/4 turn....

Parallel right handed waves after a Recycle & Roll will become parallel Left Handed Waves.

I suggest working this combination with your Plus Dancers who have several years experience and like to be challenged a bit...

ZERO BOX..WAVE...RECYCLE & ROLL....BALANCE..GIRLS RUN..
RIGHT & LEFT THRU..PASS THE OCEAN..RECYCLE..LEFT ALLE...

ZERO BOX..WAVE...GIRLS TRADE..RECYCLE & ROLL..
GIRLS RUN...SLIDE THRU..LEFT ALLE....zero.

ZERO BOX...PASS THE OCEAN..RECYCLE & ROLL...(left handed column)
GIRLS RUN..STAR THRU..PASS THRU..WHEEL & DEAL...
ZOOM..PASS THRU..LEFT ALLE...

From Left Handed waves a Recycle & roll ends in right handed formations but is again a tricky action....

ZERO LINE..RIGHT & LEFT THRU..DIXIE STYLE TO A WAVE...
BOYS TRADE...RECYCLE & ROLL...
BOYS RUN..PASS THE OCEAN..SWING THRU..TURN THRU..LEFT ALLE....

SOME CHOREO....USING RECYCLE & ROLL:

ZERO BOX..RIGHT & LEFT THRU..VEER LEFT...COUPLES CIRCULATE...
GIRLS HINGE...DIAMOND CIRCULATE...BOYS..RECYCLE & ROLL..
BOYS TRADE..BOYS RUN...BEND THE LINE...STAR THRU..PASS THRU..LEFT ALLE..

ZERO BOX..RIGHT & LEFT THRU..VEER LEFT..GIRLS HINGE...
CENTER GIRLS TRADE..GIRLS RECYCLE & ROLL.. BALANCE..
RECYCLE...PASS THRU..TRADE BY..LEFT ALLE.....

ZERO LINE...RIGHT & LEFT THRU..DIXIE STYLE TO A WAVE...
BOYS HINGE..CENTER BOYS TRADE...BOYS RECYCLE & ROLL...
COUPLES CIRCULATE..GIRLS RUN..GIRLS TRADE..
TRADE THE WAVE..GRAND RIGHT & LEFT...

ZERO LINE..TOUCH 1/4..COORDINATE..GIRLS HINGE...
DIAMOND CIRCULATE..BOYS RECYCLE & ROLL
BOYS RUN RIGHT..BEND THE LINE..CROSSTAIL THRU..LEFT ALLE....

ZERO LINE...BOYS WALK & GIRLS DODGE...BALANCE..
RECYCLE & ROLL...CENTERS TRADE..TRADE THE WAVE..
BOYS RUN...LEFT ALLE.....zero line...

HEADS PASS THE OCEAN...RECYCLE & ROLL...GIRLS RUN...
OTHERS DIVIDE & STAR THRU..DOUBLE PASS THRU...TRACK II...
GIRLS TRADE..ALL 8 CIRCULATE...SCOOT BACK....GRAND RIGHT & LEFT...

Our Callers School for next July is now accepting callers for a wait list..School is filled....Thanks for your prompt interest...

DANCING THE PLUS PROGRAM:
USING THE 1/4 TAG FORMATION AT PLUS....

HEADS PASS THE OCEAN...PING PONG CIRCULATE...
CENTERS SWING THRU..GIRLS FOLD & PEEL THE TOP...
SIDES DIVIDE & STAR THRU..EXTEND..BALANCE...
EXPLODE & ..RIGHT & LEFT THRU....
SLIDE THRU...LEFT ALLE...zero box.

ZERO LINE...PASS THRU..WHEEL & DEAL & SPREAD....
ENDS LOAD THE BOAT...CENTERS SPIN THE TOP...
CENTERS TURN & LEFT THRU..ZOOM...SQUARE THRU 3/4...LEFT ALLE...zero box.

ZERO LINE...ENDS LOAD THE BOAT..CENTERS BOX THE GNAT TO A FAN THE TOP...
CENTERS RECYCLE...SQUARE THRU 3/4...
SINGLE CIRCLE TO A WAVE..GIRLS TRADE..BOYS TRADE...
GRAND RIGHT & LEFT.....

ZERO LINE...PASS THRU..WHEEL & DEAL..ZOOM...CENTERS MAKE A WAVE..
PING PONG CIRCULATE...CENTERS SINGLE HINGE...WALK & DODGE...CHASE RIGHT..
THE OTHERS DIVIDE & TOUCH 1/4....COORDINATE..
CROSSFIRE..SINGLE FILE CIRCULATE.....
BOYS RUN..PASS THRU..TRADE BY..LEFT ALLE...zero box.

DANCING PLUS....SOFT DBD....

ZERO LINE...SINGLE FILE CIRCULATE ONCE & 1/2...
CENTER SIX TRADE AND THE BOYS SPREAD....FOUR GIRLS SCOOT BACK..
FOUR GIRLS FOLLOW YOUR NEIGHBOR & SPREAD...
CENTER GIRLS HINGE...CENTER WAVE..BALANCE & RECYCLE...
OUTSIDE COUPLES BEND TO FACE IN...ZOOM...DIXIE GRAND...LEFT ALLE...

ZERO LINE..TOUCH 1/4..COORDINATE..FERRIS WHEEL..
CENTERS VEER LEFT & CROSSFIRE...CENTER BOYSWITH A RIGHT PULL BY...
GIRLS PULL BY...GIRLS RUN....ALL TOUCH 1/4...
CENTERS TRADE...SCOOT BACK..BOYS RUN...
STAR THRU..PASS THRU..TRADE BY...LEFT ALLE.....zero box...



ZERO LINE..PASS THRU..WHEEL & DEAL...DOUBLE PASS THRU..
PEEL OFF..BEND THE LINE...CENTERS PASS THE OCEAN...
CENTERS SWING THRU & SPIN THE TOP...ENDS STAR THRU..DIVIDE & LOAD THE BOAT..
THE WAVE RECYCLE...& ZOOM...SQUARE THRU 3/4...LEFT ALLE...

HEADS SQUARE THRU FOUR..PASS THE OCEAN...
FAN THE TOP & RECYCLE...BOYS WALK..GIRLS DODGE...
TRIPLE SCOOT...SINGLE FILE CIRCULATE..BOYS RUN...
SPIN THE TOP...EXPLODE & GRAND RIGHT & LEFT.....

ZERO LINE..PASS THRU..3/4..TAG THE LINE...
THE WAVE RECYCLE & SWEEP 1/4..LEADS PARTNER TRADE & ROLL..LINES UP & BACK..
ENDS LOAD THE BOAT..CENTERS SQUARE THRU FOUR..
TOUCH 1/4..FOLLOW YOUR NEIGHBOR & SPREAD..
RELAY THE DEUCEY..SWING THRU..BOYS TRADE..GRAND RIGHT & LEFT.....

A nice Peel The Top to a Grand Right & Left.....
ZERO LINE..RIGHT & LEFT THRU..TWO LADIES CHAIN..
DO SA DO TO A WAVE..BOYS FOLD..PEEL THE TOP..GRAND RIGHT & LEFT..

NOTES FOR CALLERS
JACK LASRY
1513 No. 46th Av.
HOLLYWOOD, FL. 33021



FIRST CLASS MAIL

JERRY BENOIT
240 PINEVALLEY PLANTATION
BELCHERTOWN MA 01007

notes JACK A. LASRY 1513 N. 46th AVE. / HOLLYWOOD, FLORIDA 33021 / (305) 981-7788
FOR CALLERS

FEBRUARY 1984

VIEWPOINT	6
CHOREO FOR DANCER IMPROVEMENT...RECYCLE.....	6
DANCING MAINSTREAM Easy	7
DANCING MAINSTREAM...DBD.....	8
SPIN CHAIN THE GEARS	9
EXPLORING PEEL THE TOP	9
DANCING PLUS	10

VIEWPOINT:

DO YOUR DANCERS LEARN TO DANCE OR DO THEY LEARN TO MARCH?????????

There seems to be a trend toward stop & start dancing rather than keeping the dancer motion moving thru several calls in combination....Are we forgetting what it is to DANCE....

Can Callerlab bring about an understanding that the potential square dancer in a class is NOT yet hooked on the idea that square dancing should be a hobby and until that takes place square dancing is a recreation and when we place too much pressure on the dancers by moving thru the learning program so rapidly that the recreation is lost then we have lost the opportunity to allow square dancing to grow on that couple until it does indeed become a hobby.....Callers it really is up to US.....We must slow down the rush

CHOREOGRAPHY FOR DANCER EDUCATION & IMPROVEMENT:

Using RECYCLE from Dixie Style Ocean Waves.....

To get acquainted with and to teach your mainstream dancers how to dance recycle from the Dixie Style Wave, first start by establishing a dixie style wave from a Zero Line...
Zero Line..Right & left Thru..Dixie Style to a Wave.....Now stop and teach how the call recycle can be danced from this formation....Tell the girls that as the ends of the wave they will do a cross fold....Have them cross fold then return to the end of the wave, tell the boys that they will turn to follow the adjacent lady in the short circular motion danced by the centers and that after a recycle all will be in an eight chain thru box in standard boy girl partner positions..... A few may turn the wrong way at first but as you drill the action keep telling the boys to follow the girls FORWARD GIRLS.....After a few times it will fall into place and provide an additional place to use a standard basic....

ZERO LINE..RIGHT & LEFT THRU..DIXIE STYLE TO A WAVE..
RECYCLE..SQUARE THRU 3/4....LEFT ALLE....

ZERO LINE...RIGHT & LEFT THRU..DIXIE STYLE TO A WAVE..
RECYCLE..STAR THRU..CROSSTAIL THRU...LEFT ALLE....

ZERO LINE..RIGHT & LEFT THRU..DIXIE STYLE TO A WAVE..
RECYCLE...SWING THRU..BOYS TRADE..BOYS RUN..
BEND THE LINE..STAR THRU..PASS THRU..LEFT ALLE....

ZERO LINE..RIGHT & LEFT THRU..DIXIE STYLE TO A WAVE..
BOYS TRADE...RECYCLE...SWING THRU..BOYS RUN..
TAG THE LINE..LADIES GO LEFT GENTS RIGHT...LEFT ALLE....

ZERO LINE..RIGHT & LEFT THRU..DIXIE STYLE TO A WAVE...GIRLS CIRCULATE..
BOYS TRADE...RECYCLE...SPIN THE TOP....BOYS RUN..
BEND THE LINE..STAR THRU...PASS THRU...BOYS RUN RIGHT..
GIRLS RUN RIGHT...LEFT ALLE.....

If you desire, place the dancers into a dixie style wave (left handed wave) with the boys as the ends and the girls as centers...the ending eight chain thru formation has the dancers 1/2 sashayed....(careful)

ZERO LINE..RIGHT & LEFT THRU..DIXIE STYLE TO A WAVE..BOYS TRADE..
LEFT SWING THRU.....RECYCLE...BOX THE GNAT..
SQUARE THRU 3/4....LEFT ALLE.....

ZERO LINE...SQUARE THRU 3/4..COURTESY TURN PARTNER...LADIES LEAD..
DIXIE STYLE TO A WAVE..BOYS TRADE...LEFT SWING THRU..
RECYCLE....GRAND RIGHT & LEFT.....

Keep in mind this will be workshop material at Mainstream or Plus..

THE MAINSTREAM PROGRAM.....Easy Dancing No Quarterly selections:

FOUR LADIES CHAIN....ALLE. LEFT...ALAMO STYLE BALANCE....
SWING THRU..BOYS RUN RIGHT...ALL CALIF. TWIRL....
LEFT ALLE.....

ZERO BOX..DO SA DO TO A WAVE...ALL 8 CIRCULATE..
SPIN CHAIN THRU....GIRLS CIRCULATE DOUBLE...BOYS RUN..BEND THE LINE..
CENTERS BOX THE GNAT....CENTERS SQUARE THRU FOUR...
ENDS STAR THRU.....PASS THRU..TRADE BY..SQUARE THRU 3/4..LEFT ALLE...

ZERO LINE...RIGHT & LEFT THRU..FLUTTER WHEEL....PASS THE OCEAN..
SWING THRU..GIRLS CIRCULATE BOYS TRADE...
SPIN CHAIN THRU..BOYS CIRCULATE DOUBLE..
SWING THRU..TURN THRU..LEFT ALLE.....

ZERO LINE..PASS THRU..WHEEL & DEAL....
CENTERS SQUARE THRU FOUR & CLOVERLEAF....
NEW CENTERS PASS THRU...DOSADO TO A WAVE...SCOOT BACK...
GIRLS CIRCULATE..BOYS TRADE...BOYS RUN..BEND THE LINE...
SLIDE THRU...LEFT ALLE.....

ZERO BOX...SWING THRU..SPIN THE TOP...SINGLE HINGE..
SCOOT BACK..BOYS RUN..LEFT ALLE....

HEADS ROLLAWAY 1/2 SASHAY..CIRCLE EIGHT...
FOUR BOYS SQUARE THRU FOUR...DOSADO TO A WAVE...
SPIN THE TOP....SINGLE HINGE....
BOYS RUN....ZOOM....SWING THRU..TURN THRU..LEFT ALLE....

ZERO LINE..PASS THRU..WHEEL & DEAL...CENTERS TOUCH 1/4 & WALK & DODGE
AND CLOVERLEAF...NEW CENTERS SQUARE THRU 3/4..
DOSADO TO A WAVE...ALL 8 CIRCULATE..GIRLS RUN..
BEND THE LINE...LEFT ALLE.....

ZERO LINE..PASS THRU..WHEEL & DEAL..DOUBLE PASS THRU..
PEEL OFF.....PASS THRU..TAG THE LINE RIGHT....
WHEEL & DEAL..TOUCH 1/4..SCOOT BACK...
BOYS CIRCULATE..GIRLS TRADE..ALL 8 CIRCULATE..
SWING THRU..GIRLS CIRCULATE..BOYS TRADE...GRAND RIGHT & LEFT...

ZERO LINE..PASS THRU..TAG THE LINE.....
LEAD PAIRPARTNER TRADE...SWING THRU..
SCOOT BACK..GIRLS TRADE...(careful)
CROSSTAIL THRU..LEFT ALLE.....

ZERO LINE..RIGHT & LEFT THRU..DIXIE STYLE TO A WAVE...
BOYS TRADE..LEFT SWING THRU..GIRLS CROSS RUN...
GIRLS CIRCULATE..BOYS TRADE..BOYS RUN..WHEEL & DEAL...
PASS THRU..TRADE BY..LEFT ALLE.....

ZERO LINE..PASS THRU..1/2 TAG THE LINE...
SWING THRU..SPLIT CIRCULATE..BOYS RUN....LEFT ALLE....zero

ZERO LINE..PASS THRU...1/2 TAG THE LINE....
SPLIT CIRCULATE..SWING THRU..BOYS TRADE..BOYS RUN..
BEND THE LINE....LEFT ALLE.....zero

MAINSTREAM DANCING USING SOME POSITION DANCING:

HEADS ROLLAWAY 1/2 SASHAY..CIRCLE EIGHT....
FOUR BOYS GO UP & BACK...BOYS SWING THRU..SPIN THE TOP...
BOYS STEP AHEAD..DOSADO TO A WAVE...BOYS RUN...LEFT ALLE...

ZERO LINE..PASS THRU..WHEEL & DEAL..DOUBLE PASS THRU..
PEEL OFF..BEND THE LINE..PASS THRU..WHEEL & DEAL..
GIRLS SQUARE THRU 3/4...MEN REACH OUT & COURTESY TURN THE GIRLS...
FLUTTER WHEEL...SWEEP 1/4...PASS THRU...TRADE BY..
BOX THE GNAT...GRAND RIGHT & LEFT.....

ZERO LINE..PASS THRU..WHEEL & DEAL..DOUBLE PASS THRU..
PEEL OFF...PASS THRU..WHEEL & DEAL...
BOYS SWING THRU...BOYS STEP AHEAD TO A WAVE WITH THE GIRLS...
BOYS RUN.....SLIDE THRU...LEFT ALLE...

HEADS PASS THRU..SEPARATE AROUND ONE TO A LINE...
PASS THRU..TAG THE LINE RIGHT...FERRIS WHEEL..
BOYS SQUARE THRU FOUR...BOYS CLOVERLEAF...
GIRLS SWING THRU..TURN THRU...ALL STAR THRU....
COUPLES CIRCULATE...BOYS TRADE..BOYS RUN..
BOX THE GNAT...GRAND RIGHT & LEFT.....

ZERO LINE...PASS THRU..WHEEL & DEAL..DOUBLE PASS THRU....
CENTERS IN..CAST OFF 3/4...PASS THRU..WHEEL & DEAL....
GIRLS SQUARE THRU 3/4...STAR THRU...GIRLS CIRCULATE...BOYS TRADE..
WHEEL & DEAL...LEFT ALLE....

HEADS RIGHT & LEFT THRU..ROLLAWAY 1/2 SASHAY...
SIDES SQUARE THRU FOUR...TOUCH 1/4...
SPLIT CIRCULATE...SPIN CHAIN THRU...GIRLS CIRCULATE ONE SPOT...
BOYS RUN...1/2 TAG...SCOOT BACK..BOYS RUN...
SLIDE THRU..SQUARE THRU 3/4..TRADE BY..LEFT ALLE....

HEADS PASS THRU SEPARATE AROUND ONE TO A LINE...
TOUCH 1/4..SINGLE FILE CIRCULATE...FOUR BOYS WALK & DODGE...
BOYS FACING A GIRL..STAR THRU...OTHER BOYS PUT CENTERS IN & CAST OFF 3/4..
CENTERS TRADE...BEND THE LINE..CENTERS SQUARE THRU FOUR...
ENDS STAR THRU..ALL DOSADO TO A WAVE..RECYCLE...
PASS TO THE CENTER..SQUARE THRU 3/4..LEFT ALLE....

HEADS ROLLAWAY 1/2 SASHAY..CIRCLE EIGHT....
BOYS PASS THRU & CLOVERLEAF...GIRLS SQUARE THRU 3/4...
ALL PASS THRU..GIRLS CLOVERLEAF..BOYS SQUARE THRU FOUR...
DOSADO TO A WAVE..BOYS RUN RIGHT...STAR THRU..PASS THRU..LEFT ALLE....

ZERO LINE..RIGHT & LEFT THRU..DIXIE STYLE TO A WAVE..
GIRLS CIRCULATE...FAN THE TOP..BOYS CROSS RUN...GIRLS TRADE..
RECYCLE..& SWEEP 1/4 MORE..PASS TO THE CENTER...
SQUARE THRU 3/4...LEFT ALLE....

HEADS PASS THRU..SEPARATE AROUND ONE TO A LINE...
ENDS STAR THRU...CENTERS TOUCH 1/4 & WALK & DODGE..
SPIN CHAIN THRU..GIRLS CIRCULATE DOUBLE..SCOOT BACK...
FAN THE TOP..RIGHT & LEFT THRU..PASS THRU..BEND THE LINE..
1/2 SQUARE THRU..TRADE BY..LEFT ALLE.....

THE PLUS PROGRAM:

The plus program has no quarterly selection this month which is nice, it will give the dancers an opportunity to continue to explore Spin Chain & exchange the Gears...The call is HOT, the dancers really like the call and while it seems complicated the dancer has plenty of time to react to the action which allows them time to enjoy the changing formation....If your gang has mastered the call from standard parallel waves work a little with the waves in a swing thru position, girls as the ends and boys as the centers of the wave....You will be surprised how they pick it up and as a by product a plain spin chain the gears from the same position gets alot of positive reaction.... I still feel Mix to a Diamond is best called directionally...

THE SPIN CHAIN & EXCHANGE THE GEARS (after a swing thru)

The two easiest starting and resulting ending wave formations are the following....

1. The Zero Box...Swing Thru....Spin Chain & Exchange the Gears....Boys Run.. Bend the Line.....Zero Line Out of Sequence....
2. The across the street box...(heads 1/2 square thru) Swing Thru..Spin Chain & exchange the Gears....Boys Run..Bend The Line....Zero....

The ending wave in number two allows you to go into a grand right & left...A neat ending for a busy action....

Take your time as you develop the dancers ability to follow the action play the same game as with the standard position have the outfacing point (boy) raise his hand and lead the star across the set etc.....Fun and a bit challenging....

EXPLORING PEEL THE TOP:

I notice most dancers will do a peel the top just fine as long as the Boys do the Peel part and the girls the fan part...Lets expand from here and improve our dancers ability to respond to all the Z formations.....

Basic:

ZERO BOX..SWING THRU..GIRLS FOLD..PEEL THE TOP ☐
RIGHT & LEFT THRU..FLUTTER WHEEL..SWEEP 1/4..~~LEFT ALLE~~...zero

ZERO BOX..SWING THRU..BOYS TRADE..GIRLS FOLD, PEEL THE TOP..
RECYCLE..SLIDE THRU..~~LEFT ALLE~~...zero ☐

ZERO LINE..SWING THRU,,GIRLS FOLD..PEEL THE TOP..
SCOOT BACK..BOYS RUN..BEND THE LINE.....zero 1P 2P

ZERO BOX..PASS THE OCEAN..SWING THRU..BOYS TRADE..GIRLS FOLD..
PEEL THE TOP..RECYCLE..~~LEFT ALLE~~....zero ☐

Step two:

ZERO BOX...DOSADO TO A WAVE..BOYS FOLD...PEEL THE TOP..
SPIN THE TOP...GIRLS CROSS RUN..BOYS TRADE..LEFT ALLE...

ZERO BOX..WAVE...BOYS FOLD...PEEL THE TOP..
TURN & LEFT THRU..DIXIE STYLE TO A WAVE..
BOYS CROSS RUN..RECYCLE..PASS TO THE CENTER..
SQUARE THRU 3/4..LEFT ALLE....zero

Step Three:

ZERO LINE..RIGHT & LEFT THRU..DIXIE STYLE TO A WAVE..
GIRLS FOLD...PEEL THE TOP..GIRLS RUN..BEND THE LINE..
SQUARE THRU 3/4....LEFT ALLE...

LEFT SWAVE ☐

DANCING PLUS (soft)

ZERO BOX..SWING THRU..BOYS RUN...1/2 TAG THE LINE...
SCOOT BACK..EXTEND....GIRLS SWING THRU..BOYS RIGHT FACE...(ck diamonds)
DIAMOND CIRCULATE..FLIP THE DIAMOND..SWING THRU..GIRLS FOLD..
PEEL THE TOP...CROSSTAIL THRU..LEFT ALLE...

ZERO LINE..PASS THE OCEAN..RELAY THE DEUCY..
SCOOT BACK..BOYS TRADE..GIRLS FOLD..PEEL THE TOP...
SINGLE HINGE..SINGLE FILE CIRCULATE...BOYS RUN..LEFT ALLE....zero box.

ZERO LINE..RIGHT & LEFT THRU..DIXIE STYLE TO A WAVE...
TRADE THE WAVE..SPIN CHAIN THE GEARS..SWING THRU.....
BOYS TRADE..GIRLS FOLD..PEEL THE TOP...RIGHT & LEFT THRU..
ROLLAWAY 1/2 SASHAY...SLIDE THRU..LEFT ALLE....

ZERO BOX..DOSADO TO A WAVE...ALL 8 CIRCULATE..BOYS CIRCULATE 1/2 MORE....
ALL THE GIRLS CAST OFF 3/4...THE WAVE OF SIX...SWING THRU...THEN
CAST OFF 3/4....THE CENTER COLUMN OF SIX CIRCULATE..
NEW CENTER FOUR CK YOUR LINE...WHEEL & DEAL.....OUTSIDE BOYS RUN....
ALL DOUBLE PASS THRU...LEADERS PARTNER TRADE...
SQUARE THRU 3/4....LEFT ALLE.....

HEADS CURLEY CROSS....TOUCH 1/4..CENTERS TRADE...
BOYS RUN..RIGHT & LEFT THRU..FLUTTER WHEEL...
CROSSTAIL THRU...LEFT ALLE....

HEADS PASS THRU..U TURN BACK & CURLEY CROSS (girls cross)
CIRCLE TO A LINE...RIGHT & LEFT THRU..ROLLAWAY 1/2 SASHAY
CURLEY CROSS....TRADE BY..SWING THRU..TURN THRU..LEFT ALLE..

DANCING PLUS...Moderate positioning)

ZERO BOX..SWING THRU..BOYS RUN...GIRLS TRADE..GIRLS WALK & DODGE...
GIRLS RUN...BOYS TRADE...BOYS WALK & DODGE..BOYS RUN..
PASS THRU..TAG THE LINE RIGHT..BOYS CROSS RUN..GIRLS HINGE...
CENTER GIRLS TRADE..FLIP THE DIAMOND..
GIRLS TRADE..BOYS TRADE..GRAND RIGHT & LEFT...


ZERO LINE..TOUCH 1/4..COORDINATE...COUPLES HINGE..
TRIPLE TRADE..CROSSFIRE..FOLLOW YOUR NEIGHBOR & SPREAD...
EXPLODE & BOYS WALK..GIRLS DODGE..BOYS RUN....
STAR THRU..PASS THRU..TRADE BY...PASS THRU..LEFT ALLE....

ZERO BOX..SWING THRU..BOYS RUN...GIRLS FOLLOW YOUR NEIGHBOR...
BOYS CIRCULATE ONCE & ONE HALF...WAVE OF SIX SWING THRU..
BOYS..FLIP THE DIAMOND..BOYS EXPLODE THE WAVE..GIRLS TURN THRU..
GIRLS MOVE ALONG & TOUCH 1/4..BOYS CHASE RIGHT...(columns)
ALL CIRCULATE..ONE POSITION..BOYS RUN...CENTERS SQUARE THRU 3/4..
DOSADO TO A WAVE..RECYCLE...LEFT ALLE....zero box...

Note..Saw a neat idea by Ed Koslowski to have all the clubs and dances have a collection jar at the door for contributions toward restoring the Statue of Liberty...Would be nice to present alot of money FROM SQUARE DANCERS to the fund at the Balt. national...

Send all monies in check form to SAVE OUR LADY. Nazareth Nat. Bank. Moorstown Office. 558 Nazareth Dr. Nazareth, Pa. 18064

NOTES FOR CALLERS
JACK LASRY
1513 No. 46th Av.
HOLLYWOOD, FL. 33021



FIRST CLASS MAIL

JERRY BENOIT
240 PINEVALLEY PLANTATION
BELCHERTOWN MA 01007

notes JACK A. LASRY 1513 N. 46th AVE. / HOLLYWOOD, FLORIDA 33021 / (305) 981-7788
FOR CALLERS

MARCH 1984

VIEWPOINT	11
CHOREO FOR DANCER IMPROVEMENT...TRADES.....	11
MAINSTREAM...CLOVERLEAF AFTER A TAG THE LINE.....	12
DANCING MAINSTREAM	12
VARIETY WITH TRIPLE TRADE	13
POINT TO POINT DIAMONDS	13
USING TURN & LEFT THRU.	14
DANCING THE PLUS PROGRAM	15

VIEWPOINT:

FIRST LET ME APOLOGIZE: Last Month on the Dancing Plus page (page 10) I had two dance examples that included a Curley Cross....I'm not certain how I slipped up but if you wish to make a correction....Change the "heads curley cross" in example 5 to read... HEADS ROLLAWAY 1/2 SASHAY..SPIN THE TOP...TURN THRU...DO SA DO TO A TOUCH 1/4 etc..... In example 6 the first line which reads heads pass thru U turn back & curley cross.....Delete and replace with heads lead LEFT and circle to a line..then the right & left thru.....now change to read..Spin the Top...Turn Thru...then back to the trade by...swing thru..turn thru.....etc... Hope I didn't cause you any problems....

The April Callerlab Convention is a very important one....For the first time in three years the frozen Mainstream program will receive a very in depth look by the membership....Im pretty sure that most of us do not wish to see a drastic change made in the program but we should let our opinions be heard either in writing or better yet at the convention to voice your feelings...

CHOREOGRAPHY FOR DANCER EDUCATION & IMPROVEMENT:

The basic TRADE is very common and useful at all plateaus,however there is one trade position that often gives the dancers a problem....The formation is parallel ocean waves with boys or girls facing out and then they are called upon to trade and the line of four facing out from which the boys /girls are directed to trade.... When I start the dancers into this formation awarness I start with a zero line and call a pass thru....Now I stop and explain how the two boys could apply the term TRADE...By smoothly stepping slightly forward and in a looping action trade positions with the other boy in the line....Note that this action will form a left handed wave...NOW have the girls find the other girl in the wave and step slightly forward as they loop around to TRADE places ending in 1/2 sashayed lines facing in..... Repeat the action from lines facing out and have the girls trade first then the boys.....As they will find this trade a little unusual you may wish to drop a beat or two and help the dancers locate their trading "partner" but as they become familiar with the action lessen the reaction time.....SO IT WILL DANCE.....

ZERO LINE:

PASS THRU..BOYS TRADE...GIRLS TRADE....
BOX THE GNAT..CROSSTRAIL THRU...LEFT ALLE....

PASS THRU..GIRLS TRADE....BOYS TRADE..
TOUCH 1/4...BOYS RUN..PASS THRU..LEFT ALLE....

ZERO BOX:

TOUCH 1/4..WALK & DODGE....BOYS TRADE..GIRLS TRADE..
PASS THE OCEAN..BOYS RUN..WHEEL & DEAL...LEFT ALLE..zero box.

ZERO LINE:

SLIDE THRU...TOUCH 1/4...SCOOT BACK...BOYS TRADE..
PASS THRU..BOYS TRADE..SPLIT CIRCULATE..SCOOT BACK...
GIRLS TRADE..STAR THRU..PASS THRU..TRADE BY..
PASS THRU..LEFT ALLE...

ZERO BOX:

RIGHT & LEFT THRU..ROLLAWAY 1/2 SASHAY...
SWING THRU..GIRLS RUN..TAG THE LINE LEFT...
COUPLES CIRCULATE..BEND THE LINE..PASS THRU..
GIRLS TRADE....LEFT ALLE..... Neat Left Alle....

Keep in mind that the purpose of this Dancer Education section is to provide you with some ammunition for constructive workshop material for the groups that really don't need the off the wall experimentals which really are often a waste of time and have no long lasting value

THE MAINSTREAM PROGRAM:

Calling a CLOVERLEAF after a TAG THE LINE will dance smoothly but some dancers have not had the opportunity to recognize that the tag the line action resembles the double pass thru so they are a bit confused at first... Lets dance some Tag the Line to a Cloverleaf.....

ZERO LINE..PASS THRU..TAG THE LINE....CLOVERLEAF...
DOUBLE PASS THRU..CENTERS IN..CAST OFF 3/4...
STAR THRU..LEFT ALLE....

ZERO LINE..PASS THRU..TAG THE LINE..CLOVERLEAF...
DOUBLE PASS THRU..PEEL OFF..CROSSTAIL THRU..LEFT ALLE....

ZERO LINE..PASS THRU..TAG THE LINE..CLOVERLEAF...
ZOOM...DOUBLE PASS THRU..CENTERS IN..CAST OFF 3/4...
STAR THRU..PASS THRU...LEFT ALLE....

ZERO BOX...SWING THRU..BOYS RUN...TAG THE LINE..
CLOVERLEAF...GIRLS SQUARE THRU 3/4...STAR THRU..
BOYS TRADE..BOYS RUN..RECYCLE...LEFT ALLE...zero box.

ZERO BOX...DOSADO TO A WAVE..GIRLS TRADE..GIRLS RUN...
TAG THE LINE..CLOVERLEAF...BOYS PASS THRU..TOUCH 1/4...
GIRLS TRADE..RECYCLE & VEER LEFT..FERRIS WHEEL..
ZOOM..SQUARE THRU 3/4...LEFT ALLE..zero box

HEADS PASS THRU..SEPARATE AROUND ONE TO A LINE....
PASS THRU..TAG THE LINE...CLOVERLEAF..
CENTERS SQUARE THRU 3/4...LEFT ALLE...zero box...

DANCING MAINSTREAM:

ZERO LINE..RIGHT & LEFT THRU..DIXIE STYLE TO A WAVE...
BOYS SCOOT BACK...LEFT SWING THRU...
GIRLS SCOOT BACK...GIRLS CROSS RUN...BOYS TRADE..
BOYS RUN....1/2 TAG..WALK & DODGE..PARTNER TRADE...LEFT ALLE...

ZERO BOX..PASS THE OCEAN..FAN THE TOP...
RECYCLE..VEER LEFT..COUPLES CIRCULATE...FERRIS WHEEL..
SQUARE THRU 3/4...LEFT ALLE...zero box

USING A LINEAR CYCLE:

ZERO LINE..PASS THRU..WHEEL & DEAL...CENTERS PASS THE OCEAN &
FAN THE TOP TO A LINEAR CYCLE.....THE OTHERS DIVIDE & STAR THRU...
CENTERS PASS THRU..SPIN CHAIN THRU...GIRLS CIRCULATE ONE SPOT...
BOYS RUN..BEND THE LINE..SLIDE THRU..LEFT ALLE....

DIFFERENT:

ZERO BOX (heads square thru four a must)
DO AN EIGHT CHAIN FOUR BUT THE HEADS ONLY GO THREE HANDS....
CENTERS PASS THE OCEAN & RECYCLE...OTHERS DIVIDE & STAR THRU..
DOUBLE PASS THRU..CLOVERLEAF..CENTERS SWING THRU..TURN THRU..LEFT ALLE..

ZERO BOX (heads square thru four a must)
DO AN EIGHT CHAIN FOUR..HEADS ONLY GO THREE HANDS...
ZOOM..CENTERS PASS THRU..STAR THRU..PASS THRU..U TURN BACK...LEFT ALLE.

THE PLUS PROGRAM:

SOME VARIETY WITH TRIPLE TRADE.....What I have done with this idea is to set up a tidal wave and work the center four into a two faced line while leaving the ends in mini waves and from this set up use a TRIPLE TRADE ACTION.....

ZERO LINE...DOSADO TO A TIDAL WAVE...GRAND SWING THRU...
CENTER WAVE...RECYCLE & VEER LEFT...(centers now have a two faced line ends are in mini waves)...TRIPLE TRADE..CENTERS WHEEL & DEAL & SQUARE THRU four...
OUTSIDE BOYS RUN RIGHT THEN BEND TO FACE IN...
DOSADO TO A WAVE...RECYCLE..PASS THRU..TRADE BY..LEFT ALLE....

ZERO LINE..PASS THE OCEAN..FAN THE TOP...VERY CENTER BOYS TRADE
THEN RUN RIGHT....TRIPLE TRADE...GIRLS 1/2 TAG...BOYS SINGLE HINGE...
(ck columns) SINGLE FILE CIRCULATE...CENTER FOUR WALK & DODGE...
OUTSIDE GIRLS U TURN BACK,,,,ALL STAR THRU..ALL SLIDE THRU..LEFT ALLE....

ZERO BOX...SPIN THE TOP TO A TIDAL WAVE..CENTER WAVE ONLY..
SWING THRU..CENTER BOYS RUN RIGHT....TRIPLE TRADE..
CENTER FOUR CROSSFIRE...TO A FOLLOW YOUR NEIGHBOR & SPREAD..
OUTSIDE BOYS RUN RIGHT THEN BEND TO FACE IN...
PING PONG CIRCULATE..RECYCLE...SWING THRU..TURN THRU..LEFT ALLE.....

The above should provide you with a few ideas to build upon.....easy to follow by the dancers yet with a different flavor...

I have been asked about the use of POINT TO POINT DIAMONDS as part of the Plus program.....I do not use point to point diamonds as part of my regular plus dance program....We have many visitors and I would have to workshop the call every time I wanted to use it....It does make for a better understanding of the total diamond family so if you need a workshop idea sometime select point to point diamonds....

ZERO LINE..DOSADO TO A TIDAL WAVE..GRAND SWING THRU..BOYS RUN RIGHT...
GIRLS HINGE..DIAMOND CIRCULATE..FLIP THE POINT TO POINT DIAMONDS..
RECYCLE..SWEEP 1/4..LEFT ALLE.....zero box

The key to recognizing the POINT TO POINT diamond formation is the dancers understanding that the centers of the diamond are the pair with the hands touching and the points, who would "flip in" on the call flip the diamond are not touching any other dancer...A good idea is to work with a single diamond and emphasize the centers are the hand holders...

HEADS SWING THRU..BOYS RUN..GIRLS HINGE...Ck diamond)
DIAMOND CIRCULATE..FLIP THAT DIAMOND...
RECYCLE..CROSSTAIL THRU..LEFT ALLE.....

Do this with the heads & sides from a few formations and then apply the point to point concept from end to end two faced lines . From the end to end two faced lines have the Girls Hinge and ck the point to point diamonds.....

ZERO BOX...RIGHT & LEFT THRU..VEER LEFT...COUPLES HINGE...
GIRLS HINGE.....POINT TO POINT DIAMONDS....DIAMOND CIRCULATE...
FLIP THE DIAMOND...RECYCLE...RIGHT & LEFT THRU...
DIXIE STYLE TO A.....LEFT ALLE.....

ZERO LINE..PASS THE OCEAN..RECYCLE..VEER LEFT..COUPLES CIRCULATE..
COUPLES HINGE..TRIPLE TRADE...GIRLS HINGE...
ck point to point diamonds) DIAMOND CIRCULATE...FLIP THE DIAMOND..
GIRLS TRADE..RECYCLE & SWEEP 1/4....LEFT ALLE...zero box..

THE PLUS PROGRAM:

USING TURN & LEFT THRU.....

Learning to react to a Turn & Left Thru like most calls requires you use the action from a variety of possible starting formations and in combination with many other basics..... In starting order here goes a learning evolution.....

1. zero line; Rollaway 1/2 sashay....TURN & LEFT THRU....zero action.
2. zero line...Swing thru...TURN & LEFT THRU...Two ladies chain.....zero.
3. zero box...Spin the Top....TURN & LEFT THRU...Pass the ocean..girls trade..girls run..bend the line....left alle...
4. zero line..Pass the ocean....spin chain thru...girls circulate double...TURN & LEFT THRU...veer left...ferris wheel...zoom...centers pass thru..left alle...zero box..

Calls that follow a Turn & Left Thru smoothly are all the calls that follow a right & Left thru....calls like:

1. Dixie style to a wave.
2. Flutter wheel.
3. Veer left..
4. Two ladies chain.
5. Girls walk..Boys dodge...
6. Rollaway 1/2 sashay....
7. Dixie Derby.

DANCING THE PLUS PROGRAM WITH SOME TURN & LEFT THRU.....

ZERO BOX..PASS THRU..U TURN BACK....SWING THRU...
SPIN THE TOP...TURN & LEFT THRU.. SLIDE THRU..LEFT ALLE....zero box.

ZERO LINE...END LOAD THE BOAT...CENTERS TURN & LEFT THRU..THEN FLUTTER WHEEL & SWEEP 1/4...DOUBLE PASS THRU..TRACK II..
GIRLS TRADE..SWING THRU..TURN THRU..LEFT ALLE...

ZERO BOX..SWING THRU...ALL 8 CIRCULATE...TURN & LEFT THRU..VEER LEFT..
COUPLES CIRCULATE..BOYS RUN.....TURN & LEFT THRU..
PASS TO THE CENTER..SQUARE THRU 3/4..LEFT ALLE...zero box

ZERO BOX...DOSADO TO A WAVE..SCOOT BACK...FAN THE TOP...
TURN & LEFT THRU...GIRLS WALK...BOYS DODGE..
GIRLS RUN...SLIDE THRU..LEFT ALLE....

ZERO BOX..DOSADO TO A WAVE..BOYS FOLD....PEEL THE TOP...
TURN & LEFT THRU..DIXIE STYLE TO A WAVE...
TRADE THE WAVE..GIRLS RUN..BEND THE LINE...LEFT ALLE.....

HEADS SPIN THE TOP...TO A TURN & LEFT THRU & SPREAD....
CENTERS SPIN THE TOP TO A TURN & LEFT THRU....
ENDS STAR THRU...DIXIE GRAND....LEFT ALLE.....

ZERO BOX..SWING THRU...EXPLODE & TURN & LEFT THRU..
PASS THE OCEAN...RECYCLE....PASS TO THE CENTER...
SQUARE THRU 3/4... LEFT ALLE.....

NOTE....THE CALLERLAB MAINSTREAM QS COMMITTEE HAS ANNOUNCED THAT THERE WILL BE NO SELECTION FOR THE SECOND QUARTER....

DANCING THE PLUS PROGRAM NO QS....

ZERO LINE..TOUCH 1/4..COORDINATE..COUPLES CIRCULATE...
CROSSFIRE..GIRLS RUN..PASS THRU..GRAND RIGHT & LEFT..

HEADS PASS THE OCEAN..PING PONG CIRCULATE...
THE WAVE EXPLODE & TOUCH 1/4...WALK & DODGE...
STAR THRU...PASS THRU..BEND THE LINE..
LOAD THE BOAT...GIRLS WALK & BOYS DODGE...
GIRLS RUN..PASS THRU...LEFT ALLE.....

ZERO LINE..PASS THRU..WHEEL & DEAL & SPREAD
PASS THRU 3/4..TAG THE LINE....OUTSIDERS CLOVER...CENTERS FAN THE TOP..
PING PONG CIRCULATE..EXTEND...GIRLS TRADE..
RECYCLE...PASS THRU..CHASE RIGHT...BOYS RUN...LEFT ALLE...zero box

ZERO LINE..PASS THRU..WHEEL & DEAL.....
CENTERS STEP TO A WAVE & FAN THE TOP...THEN EXPLODE & SPREAD....
CENTERS SQUARE THRU FOUR...ENDS STAR THRU...
RELAY THE DEUCEY.....SWING THRU...GIRLS CIRCULATE,..BOYS TRADE..
TURN THRU..LEFT ALLE.....

ZERO LINE..RIGHT & LEFT THRU..DIXIE STYLE TO A WAVE....
BOYS TRADE...WITH A LEFT SPIN THE TOP....
CENTER WAVE...TRADE THE WAVE...CENTER WAVE RECYCLE & SWEEP 1/4...
CENTERS SQUARE THRU 3/4...OUTSIDE GIRLS RUN THEN BEND TO FACE IN....
DOSADO TO A WAVE...EXPLODE &...BOYS WALK..GIRLS DODGE...
BOYS RUN..CROSSTAIL THRU..LEFT ALLE....

DANCING THE PLUS WITH Q.S.

HEADS PASS THRU..SEPARATE AROUND ONE TO A LINE...
PASS THRU..TAG THE LINE RIGHT...FERRIS WHEEL....
BOYS RIPPLE...ALL RIPPLE GIRLS RIGHT BOYS SWING THRU..ck diamonds)
DIAMOND CIRCULATE..CENTER GIRLS TRADE...DIAMOND CIRCULATE..
FLIP THE DIAMOND..RECYCLE....LEFT ALLE....zero box

ZERO BOX..DOSADO TO A WAVE...SPINCHAIN & EXCHANGE THE GEARS..
LINEAR CYCLE...SWEEP 1/4MORE...PASS THRU..TRADE BY...
RIGHT & LEFT THRU..STEP TO A WAVE...RECYCLE....
PASS THE OCEAN...BOYS FOLD...PEEL THE TOP....GRAND RIGHT & LEFT...

ZERO BOX...TOUCH 1/4...FOLLOW YOUR NEIGHBOR (don't spread)
BOYS CROSS RUN..GIRLS WALK & DODGE....
GIRLS RUN...GIRLS LOAD THE BOAT..BOYS SINGLE HINGE..CENTER BOYS TRADE..
BOYS EXTEND & BOYS FOLD.....GIRLS SINGLE CIRCLE TO A WAVE...
PING PONG CIRCULATE..BOYS EXTEND...BOYS RUN...
RIGHT & LEFT THRU..STAR THRU..PASS THRU..TRADE BY..LEFT ALLE..zerobox.

I have 7 (seven) J.L. 100 microphones left in my present supply at a cost of \$84.00 plus the \$4.00 for Air. Postage & insurance.....The Factory has informed me that my next order will be at a slightly higher price...The new price will be \$90.00 plus the postage & ins.

So if you have been thinking about a new mike order it today & save a few bucks.....

KEEP THE FUN IN THE DANCE..

March 1984. Page 15

NOTES FOR CALLERS
 JACK LASRY
 1513 No. 46th AVE.
 HOLLYWOOD, FL. 33021



FIRST CLASS MAIL

JERRY BENOIT
 240 PINEVALLEY PLANTATION
 BELCHERTOWN MA 01007

617-2325070
Quincy
Prime house 23th

notes JACK A. LASRY 1513 N. 46th AVE. / HOLLYWOOD, FLORIDA 33021 / (305) 981-7788

FOR CALLERS

APRIL 1984

VIEWPOINT	16
CHOREO. FO DANCER EDUCATION. ODD SWING THRU.	16
EXPLORING THE TRADE BY FORMATION	17
PLUS QUARTERLY SELECTION...CHASE THE TAG.	18
SOME WAYS TO USE RIPPLE	19
CHASE THE TAG & CHASE RIGHT VARIATIONS	19
DANCING THE PLUS PROGRAM	20

VIEWPOINT:

The Callerlab Convention is just around the corner, and with it we are all looking forward to seeing old friends and digging in on the work of the convention.....This convention should go along way toward clearing up some of the little problems we have faced in conducting our Square Dance Programs but will it do anything to solve the number one problem....That being the length of time it takes to learn the basics necessary to join in the fun of club dancing....Lets face it most clubs dance into the plus program and it is impossible to teach all the basic, mainstream and the plus programs to a group of new dancers in one season.....

We have a QUARTERLY SELECTION AT PLUS....CHASE THE TAG.....This is the only quarterly for the second quarter, none at Mainstream or Advanced.....I will be at the convention, having arranged dialysis for early Monday morning.....Hope to see you there.

CHOREOGRAPHY FOR DANCER EDUCATION & IMPROVEMENT:

This month lets take a look at SWING THRU...Not a basic swing thru but one for your experienced dancers.....The definition states that the action must start with a RIGHT arm turn half and the centers LEFT arm turn half.....The key is the RIGHT hand start... Place the dancers in a dixie style ocean wave.....Note that the centers have the RIGHT hands joined....Thus the swing thru action will have the CENTERS start with a right hand half turn then all turn LEFT hand half way.....For many dancers this will be a "strange" feeling but it is legit.....and will provide some variety.....Go easy as you present this concept but as the dancers "get the feel" you can flow nicely into the action

ZERO LINE..RIGHT & LEFT THRU..DIXIE STYLE TO A WAVE...
SWING THRU..GIRLS RUN..BEND THE LINE...(zero)LEFT ALLE...

ZERO LINE..RIGHT & LEFT THRU..DIXIE STYLE TO A WAVE..
SWING THRU..GIRLS CROSS RUN..BOYS RUN..
WHEEL & DEAL..SQUARE THRU 3/4...LEFT ALLE...

ZERO LINE..PASS THE OCEAN..SWING THRU..
BOYS CROSS RUN...SWING THRU...BOYS CROSS RUN..
RECYCLE..SWING THRU..TURN THRU..LEFT ALLE...

ZERO LINE...RIGHT & LEFT THRU..DIXIE STYLE TO A WAVE..
BOYS TRADE..LEFT SWING THRU...GIRLS CIRCULATE..
SWING THRU...BOYS CROSS RUN..RECYCLE..LEFT ALLE...

If you use ends of waves cross run to the farthest center then this is a natural for the setting up of a center starting swing thru as will a trade the wave from right handed waves set up a left handed wave so the centers can start the swing thru....

ZERO BOX ..DO SA DO TO A WAVE....BOYS CROSS RUN..
SWING THRU..GIRLS RUN..BEND THE LINE..
STAR THRU..PASS TO THE CENTER..SQUARE THRU 3/4..LEFT ALLE...

ZERO BOX..DO SA DO TO A WAVE...TRADE THE WAVE..SWING THRU..
GIRLS CROSS RUN...BOYS TRADE..BOYS RUN..
WHEEL & DEAL..LEFT ALLE....

Thanks for your response to the last few JL100 mikes I had in stock....I am out of mikes at the present time but hope that the shipment from the factory will be arriving in a month or so.....Thanks again for your response and regrets that I could not fill all the orders...

EXPLORING THE TRADE BY FORMATION: AT MAINSTREAM.

Lets see how many ways we can use the basic Trade By formation: We are setting up the formation with standard boy girl positioning.....

TRADE BY FORMATION:

- | | |
|---|---|
| 1. Centers Pass Thru. | 1. Outsiders Partner Trade. |
| 2. All Trade By. | 2. Outsides U turn Back. |
| 3. Centers pass The Ocean. | 3. Outsides Cloverleaf. |
| 4. Centers swing thru. | 4. Outsides Divide & Star Thru/Touch 1/4. |
| 5. Centers touch 1/4. | 5. Outside Boys run right... |
| 6. Centers right & left thru. | 6. Outside girls run left. |
| 7. Centers box the gnat | 7. Outsides partner hinge. |
| 8. Centers spin the top | 8. Outsides courtesy turn.... |
| 9. Centers only Zoom. | 9. Outsides partner tag. |
| 10. Centers Turn thru | 10. Outsides Calif. twirl. |
| 11. Centers star thru | |
| 12. Centers slide thru | |
| 13. Centers Calif. twirl. | |
| 14. Centers Partner Trade. | PLENTY MOREADD SOME..... |
| 15. Centers Fan the top. | |
| 16. Centers U turn back. | |
| 17. Centers Courtesy Turn. | |
| 18. Centers Curlique. | |
| 19. Centers cross trail thru. | |
| 20. Square thru... 1/2. 3/4..four etc.... | |

This should give you a few ideas from which some choreography can be developed.....

ZERO BOX ...PASS THRU...OUT SIDES CLOVERLEAF..CENTERS PASS THE OCEAN..
CENTERS RECYCLE...ALL DOUBLE PASS THRU..
LEAD COUPLE CALIF. TWIRL...DO SA DO TO A WAVE..
RECYCLE...SQUARE THRU 3/4..LEFT ALLE....

ZERO LINE...STAR THRU..PASS THRU..CENTERS TURN THRU...
CENTERS IN..CAST OFF 3/4...CROSSTAIL THRU..LEFT ALLE...

ZERO BOX..SQUARE THRU 3/4...ALL BOYS RUN RIGHT...
SINGLE FILE CIRCULATE..BOYS RUN RIGHT..
SQUARE THRU 3/4..LEFT ALLE....

ZERO LINE...SQUARE THRU FOUR..CENTERS SPIN THE TOP...TO A SINGLE HINGE...
END BOYS RUN RIGHT...SINGLE FILE CIRCULATE..
BOYS RUN...STAR THRU..PASS THRU..BEND THE LINE..
STAR THRU..PASS THRU..CENTERS SWING THRU..TURN THRU..
OUTSIDES PARTNER TRADE,...LEFT ALLE....

The trade By Formation with four boys & four girls:

HEADS ROLLAWAY 1/2 SASHAY...CIRCLE EIGHT...
FOUR BOYS SQUARE THRU FOUR.....PASS THRU...
BOYS DIVIDE & TOUCH 1/4....GIRLS TOUCH 1/4...
SINGLE FILE CIRCULATE.....CENTER BOYS RUN...OUTSIDE GIRLS U TURN BACK...
LEFT ALLE.....

HEADS ROLLAWAY 1/2 SASHAY..CIRCLE EIGHT...GIRLS SQUARE THRU FOUR..
PASS THRU..ALL PARTNER TAG...TAG THE LINE.. RIGHT..
WHEEL & DEAL..SWING THRU..TURN THRU..LEFT ALLE....

CALLERLAB QUARTERLY SELECTION FOR THE PLUS PLATEAU:

CHASE THE TAG.....Ron Schneider.

Avariation of CHASE RIGHT....Chase the tag is an easily mastered call with quite a bit of variety....I think that you will like it.....

STARTING FORMATION: Couples Back To Back....

The ACTION:...The right side dancers as if starting a chase right action will RIGHT ABOUT FACE.....The left side dancer will fold over behind the right side dancer then all will move single file thru the double pass thru portion of the tag the line.....The action ends here or you can add the facing commands such as right, left, in or out....

Teaching Hints..... I start with dancers in lines with boys & girls in standard position.....I talk a bit about CHASE THE TAG and the similarity to a chase right start then I have the GIRLS right about face then I have the BOYS fold behind the girls then I have them double pass thru and relate that to the Tag.....From here I explore the facing possibilities.....

VARIATIONS:... Once the basic Chase The Tag is working well add the ChaseThe 1/2 Tag and the Chase The 3/4 Tag.....If the dancers have been well grounded with the basic chase the tag only a "listen close" should be necessary when you try Chase the 1/2 Tag.....

ZERO BOX..STAR THRU..PASS THRU..
CHASE THE TAG...RIGHT...BOYS CROSS RUN..
WHEEL & DEAL..LEFT ALLE..

ZERO LINE..PASS THRU..CHASE THE TAG..
GIRLS GO LEFT ..GENTS RIGHT...LEFT ALLE....

ZERO LINE..PASS THRU..CHASE THE TAG...IN.....
LINES PASS THRU..BEND THE LINE...PASS THE OCEAN..
BOYS RUN RIGHT...PASS THRU..CHASE THE TAG,,
GIRLS U TURN BACK....TOUCH 1/4...GIRLS TRADE..
RECYCLE..SQUARE THRU 3/4...LEFT ALLE...

CHASE THE 1/2 TAG..

ZERO BOX...STAR THRU..PASS THRU..CHASE THE 1/2 TAG..
WALK & DODGE..CHASE THE TAG....RIGHT...BOYS TRADE..WHEEL & DEAL..
PASS THRU...GRAND RIGHT & LEFT...

HEADS PASS THRU..SEPARATE AROUND ONE TO A LINE...
ENDS LOAD THE BOAT...CENTERS PASS THRU & CHASE THE 1/2 TAG..
CENTERS FOLLOW YOUR NEIGHBOR & SPREAD..
PING PONG CIRCULATE...CENTERS RECYCLE & ZOOM...
CENTERS PASS THRU..LEFT ALLE....

CHASE THE TAG WITH BOYS IN THE LEAD:

ZERO BOX..STAR THRU..PASS THRU.. U TURN BACK...PASS THRU..
(re-teach the rules first)CHASE THE TAG...RIGHT..GIRLS HINGE..
DIAMOND CIRCULATE..FLIP THE DIAMOND..EXPLODE &...SQUARE THRU 3/4.LEFT ALLE.

ZERO LINE...RIGHT & LEFT THRU..ROLLAWAY 1/2 SASHAY.
PASS THRU..CHASE THE 1/2 TAG..SCOOT BACK..
WALK & DODGE..PARTNER TRADE & ROLL...GRAND RIGHT & LEFT..

THE PLUS PROGRAM:

Ripple is a Mainstream quarterly but it can, when mixed with Plus choreography provide some nice dancing....Glenn Maynard sent in some very nice Ripple dance examples....

HEADS STAR THRU...ZOOM...CENTERS RIGHT & LEFT THRU...
DOUBLE PASS THRU...PEEL OFF...RIPPLE IN...DIXIE GRAND...LEFT ALLE...

ZERO LINE...RIGHT & LEFT THRU...ROLLAWAY 1/2 SASHAY...
RIPPLE RIGHT...SINGLE FILE CIRCULATE ONCE & 1/2...
CENTERS SIX TRADE & ROLL...SAME SIX RIPPLE...BOYS RIGHT..
GIRLS LEFT.....LEFT ALLE....

ZERO LINE...RIPPLE LEFT...SINGLE FILE CIRCULATE ONCE & 1/2...
CENTER SIX SCOOT BACK...THEN TRADE & ROLL...
RIPPLE...BOYS LEFT...GIRLS RIGHT...GRAND RIGHT & LEFT...

ZERO BOX..DO SA DO TO A WAVE....ALL 8 CIRCULATE..BOYS GO HALF MORE.....
GIRLS CAST OFF 3/4....THE WAVE OF SIX...SWING THRU..
THE WAVE SINGLE HINGE...THEN TRADE & ROLL....
NOW THE CENTER SIX RIPPLE.....BOYS LEFT....GIRLS OUT....
FOUR BOYS RECYCLE.....TRADE BY...STAR THRU..
COUPLES CIRCULATE..BEND THE LINE...RIGHT & LEFT THRU..SLIDE THRU..LEFT ALLE....

USING CHASE RIGHT & CHASE THE TAG WITH A DIRECTIONAL VARIATION:

From standard BOY-GIRL positions the Boys are following the girls across the set when doing the CHASE action.....There is plenty of time to add a "BOYS TURN THRU" to the boys chasing action which will bring them back to the other side of the set....
A chase the tag but the boys turn thru still ends as a completed tag action, a Chase Right but the boys turn thru will still end in the wave or box formation with boys facing out and holding right hands with the girls.....Just a little variety directionally....

ZERO BOX..STAR THRU..PASS THRU..
CHASE RIGHT...BUT THE BOYS TURN THRU....
BOYS RUN RIGHT...RIGHT & LEFT THRU..
PASS THE OCEAN..RECYCLE....LEFT ALLE...

ZERO LINE..PASS THRU..CHASE RIGHT BUT THE BOYS TURN THRU..
SPLIT CIRCULATE..WALK & DODGE..CHASE RIGHT..BUT THE BOYS TURN THRU..
BOYS RUN...LEFT ALLE....

ZERO LINE..PASS THRU..CHASE THE TAG..BUT THE BOYS TURN THRU..
ALL FACE RIGHT..BOYS HINGE...DIAMOND CIRCULATE..
FLIP THE DIAMOND...BOYS RUN..BEND THE LINE..RIGHT & LEFT THRU..
PASS THRUCHASE THE TAG..BUT THE BOYS TRADE...
GIRLS GOLEFT...BOYS RIGHT...LEFT ALLE....

The same concept will work when the girls are "chasing" the boys so you can have the girls do the turn thru action.....

ZERO LINE..RIGHT & LEFT THRU..ROLLAWAY 1/2 SASHAY..
PASS THRU..CHASE RIGHT..BUT THE GIRLS TURN THRU..
FOLLOW YOUR NEIGHBOR & SPREAD..
SWING THRU..TURN THRU...LEFT ALLE....

HAVING FUN DANCING THE PLUS PROGRAM:

ARE YOU ONE OF THE CALLERS WHO CALL A PLUS DANCE TO A CLUB ON A REGULAR BASIS AND DO NOT US ALL THE PLUS BASICS?????IF YES, YOU ARE NOT BEING FAIR TO THE DANCERS....ARE YOU A PLUS CALLER WHO TEACHES OFF THE WALL EXPERIMENTALS WHEN THE DANCERS CAN'T DO ALL THE PLUS BASICS???

STOP & THINKABOUT THIS PRACTICE.....ARE YOU REALLY BEING FAIR TO THE DANCERS.....

HEADS SQUARE THRU FOUR...SIDES ROLLAWAY 1/2 SASHAY...
SWING THRU...SPIN THE TOP....BOYS RUN RIGHT....
CENTER FOUR...WHEEL & DEAL & SWEEP 1/4...OTHER COUPLES BEND IN....
DOUBLE PASS THRU..TRACK TWO.....SPIN CHAIN THE GEARS....
GIRLS RUN..BEND THE LINE....LEFT ALLE....

HEADS PASS THRU...CLOVERLEAF....ZOOM & SPREAD.....
LINES PASS THRU..TAG THE LINE RIGHT...CENTER FOUR WALK & DODGE...
CENTERS CHASE RIGHT...ENDS CIRCULATE....COUPLES CIRCULATE...
FERRIS WHEEL....BOYS ZOOM....GIRLS SQUARE THRU 3/4...
STAR THRU...COUPLES CIRCULATE..BEND THE LINE...
LOAD THE BOAT...LEFT ALLE.....

ZERO LINE...PASS THRU..WHEEL & DEAL..DOUBLE PASS THRU..TRACK TWO...
EXTEND CENTERS LINEAR CYCLE...OUTSIDE U TURN BACK...ALL CIRCLE EIGHT...
BOYS GO UP & BACK....BOYS PASS THRU & CHASE RIGHT....GIRLS DIVIDE
& TOUCH 1/4...SINGLE FILE CIRCULATE...
CENTERS TRADE..CENTERS WALK & DODGE...OUTSIDE BOYS RUN...LEFT ALLE...

ZERO LINE...TOUCH 1/4...(each four)FOLLOW YOUR NEIGHBOR & SPREAD...
FAN THE TOP...RELAY THE DEUCEY...
SWING THRU...TURN THRU...LEFT ALLE.....

A CUTE GET OUT:

HEAD LADIES CHAIN....HEADS SQUARE THRU FOUR...SIDES ROLLAWAY...
ALL PASS THRU..U TURN BACK....
SWING THRU THREE HANDS & ROLL.....GRAND RIGHT & LEFT...
(The swing thru three hands means! a normal swing thru plus one turn right)
(This can also be called swing thru once & 1/2)

NOVELTY NUMBER:


ZERO LINE ..DO SA DO TO A TIDAL WAVE....GRAND SWING THRU...
CENTER SIX IN YOUR WAVE...LEFT SWING THRU...
CENTER FOUR IN YOUR WAVE SWING THRU....ALL BOYS RUN RIGHT..
WHEEL & DEAL...SLIDE THRU..LEFT ALLE.....zero box..

ZERO BOX,,SWING THRU..BOYS RUN..3/4 TAG THE LINE...GIRLS IN.....
BOYS HINGE.. GIRLS LOAD THE BOAT...BOYS WALK & DODGE & CLOVERLEAF..
GIRLS SQUARE THRU 3/4...PASS THRU..U TURN BACK...
STAR THRU..COUPLES HINGE..TRIPLE TRADE...
BOYS RUN RIGHT..TRIPLE TRADE..BOYS RUN RIGHT...
BEND THE LINES...SQUARE THRU 3/4...LEFT ALLE.....

ZERO LINE..RIGHT & LEFT THRU....ROLLAWAY 1/2 SASHAY..
LOAD THE BOAT...GRAND RIGHT & LEFT...

ZERO LINE..ROLLAWAY 1/2 SASHAY..LOAD THE BOAT..
SQUARE THRU..ON THE THIRD HAND..GRAND RIGHT & LEFT...

NOTES FOR CALLERS
JACK LASRY
1513 No. 46th Av.
HOLLYWOOD, FL. 33021



first class mail

JERRY BENOIT
240 PINEVALLEY PLANTATION
BELCHERTOWN MA 01007

notes JACK A. LASRY 1513 N. 46th AVE. / HOLLYWOOD, FLORIDA 33021 / (305) 981-7788
FOR CALLERS

MAY 1984

CALLERLAB CONVENTION HIGHLIGHTS	21
EXPLORING THE HINGE FAMILY	22
EXPERIMENTAL WORKSHOP...SLANT... ..	23
DANCING MAINSTREAM...ALAMO CHOREO.	24
DANCING MAINSTREAM	24
LINEAR CYCLE & THE PLUS PROGRAM	25

CALLERLAB 1984:

The 1984 Callerlab Convention is history....Held in a beautiful Hyatt Regency Hotel near Chicago the convention was well attended by approx. 800 callers and wives.....

CONVENTION HIGHLIGHTS:

MAINSTREAM:.....

Deleted the following two calls from the mainstream program...SUBSTITUTE & TOUCH.
Note.....The term Touch 1/4 remains just the term "touch" was deleted.

That Backtrack be changed to allow only for a single file type of turnback....
Note.....Example would be from a Promenade....Girls take a backtrack

The call DIVIDE be italicized.

Moved the call SWEEP 1/4 to #44 in the basic program...The basic program is now 49 calls.

The definition of COURTESY TURN be considered on a one year trial basis as a call that must have a man courtesy turn a lady....No same sex courtesy turns at mainstream.

Moved Grand Square from #25 to position 20.

The Basic and Mainstream programs were frozen for a period of FOUR (4) years except if a quarterly selection after meeting the requirements of three years is accepted to the mainstream program..

MAINSTREAM QS PROGRAM:

Deleted from the program....Divide to a column.....Ripple.....Dixie Derby....
Linear Cycle.....Red Hot.

QScalls retained.....CHAIN DOWN THE LINE....GRAND SPIN.....

THE PLUS PROGRAM.....

Adopted the plus teaching order on a permanent basis.

Added the call LINEAR CYCLE to the plus program..Place the Linear Cycle, for teaching purposes between the Tea Cup Chain and ping pong circulate.

THE PLUS QS PROGRAM.....

Delete Track & anythingDelete Mix to a Diamond.....

Retained SPIN CHAIN & EXCHANGE THE GEARS...

THE ADVANCED COMMITTEE:.....

Accepted a revised program of ADVANCED DEFINITIONS.

Officially divided the ADVANCED PROGRAM into an A-I and an A-II program.

Appointed a committee to review the content in each program to make recommendations for possible program content changes between A-I and the A-II programs.

GENERAL RESOLUTIONS PERTAINING TO THE ENTIRE MEMBERSHIP:

Accreditation.....The initial accreditation was changed from 5 years to SIX (6) years.

The crossing rule was changed to anytime facing dancers meet they will cross passing right shoulders....Only a Cross Trail Thru will have a left shoulder pass.

The styling for the plus program was accepted

CALLERLAB CONVENTION....Cont...

The Callerlab ROUND DANCE committee will select an easy round of the quarter.

CHANGES IN THE QS PROGRAMS:

Many aspects of the QS programs were discussed with an eye toward bringing about a better QS program...The following are the important changes as they affect the dance programs..

1. The QS programs will select ONE or NONE.....Only one selection is now possible with no new selections always possible..
2. A staggered releasedate program will now be in effect...
MAINSTREAM SELECTIONS RELEASED FOR USAGE...Jan, April, & Oct.(no summer release at Ms)
The PLUS SELECTIONS RELEASED....Feb, May, Aug, Nov.
The ADVANCED RELEASES.....March, June, Sept, Dec.
3. A common release format will be used...All dance examples will be combined with Mainstream basics for easy use by all callers...
4. After three (3) years on any program the call must be either dropped or placed on a plateau as a permanent call..
5. After six (6) months on the program calls on the Mainstream & Plus QS programs will be voted upon by the general membership to keep or drop....Calls on the Advanced QS will be voted upon by the Advanced callers.
6. The QS calls are not to be taken as part of any program...The dancer is not to held responsible for knowing all the past & present QS calls....the QS calls you wish to use MUST be workshopped first....(Note....This takes judgement...if you are calling to your own club and they all know a particular QS call and you have no visitors why workshop the call...But if you are calling to a strange floor or have many visitors to your club dance give those dancers the opportunity to check out the call in a workshop then use it...)
7. The QS calls will no longer appear on the Callerlab Program sheets.
8. Conventions and Festivals will be requested to have halls listed without QS...Example would be the halls at the National should be Mainstream, Plus etc not Mainstream & QS.

Our congradulations to Jim Mayo for receiving the Callerlab Milestone Award.

All in All a pretty good convention with lots of caller interaction in the meetings and the hall ways and the dining rooms....NEXT YEAR PHOENIX.....

CHOREOGRAPHY FOR DANCER EDUCATION AND IMPROVEMENT:

EXPLORING THE HINGE FAMILY AT MAINSTREAM:

We have three hingecalls in the HINGE family.

1. Couples Hinge.
2. Single Hinge
3. Partner Hinge.....

The term Hinge implies 1/2 of a trade action so from a two faced line a couples hinge is 1/2 of a couplestrade.....

ZERO BOX..RIGHT & LEFT THRU..VEER LEFT...COUPLES HINGE...GIRLS TRADE..
COUPLES HINGE AGAIN..BEND THE LINE..STAR THRU..
PASS TO THE CENTER..SQUARE THRU 3/4...LEFT ALLE...

COUPLES HINGE Cont..

ZERO BOX..RIGHT & LEFT THRU..VEER LEFT..COUPLES HINGE..
1/2 TAG...WALK & DODGE,,PARTNER TRADE....
PASS TO THE CENTER..SQUARE THRU 3/4...LEFT ALLE....

The term Single Hinge is applied from waves, parallel waves, columns and from mini waves. with the dancers adjacent turning 1/4 or 1/2 of a trade...The action is helped by the arm motion.....

ZERO BOX...DO SA DO TO A WAVE...SINGLE HINGE....
SCOOT BACK..BOYS RUN..STAR THRU..
PASS TO THE CENTER..SQUARE THRU 3/4...LEFT ALLE...

ZERO LINE...TOUCH 1/4..SINGLE FILE CIRCULATE...SINGLE HINGE..
FAN THE TOP..RECYCLE..PASS TO THE CENTER..SQUARE THRU 3/4..LEFT ALLE...

The term Partner Hinge works with dancers in a couple facing the same direction....
The action is 1/2 of a partner trade and the dancers MUST as they move forward end holding RIGHT arms.....

ZERO LINE...PASS THRU..PARTNER HINGE..GIRLS TRADE..
SWING THRU..TURN THRU..LEFT ALLE...

ZERO LINE..PASS THRU..PARTNER HINGE...FAN THE TOP...
SINGLE HINGE..SINGLE FILE CIRCULATE...BOYS RUN..DO SA DO TO A WAVE..
RECYCLE....LEFT ALLE....

EXPERIMENTAL WORKSHOP: (mainstream & plus)

Please note that unless identified as a Callerlab QS call all other "Experimental workshop" calls are just that non callerlab approved ideas of some value for you who like to explore.

SLANT/LEFT SLANT.....Charlie Muff. Calif.

At Mainstream & plus the best place to use this idea is from facing couples, in lines, 8 chain thru, centers of a double pass thru or trade by formation...

The Action: The right hand dancer will veer in front of partner and step a bit forward to end beside the dancer they were originally looking at...

Ending formations: Lines facing end in waves...Eight chain thru starting formations end in columns...

The term LEFT SLANT implies the same action except that the left hand person veers right in front of partner and ahead....The Left Slant according to the author has the dancers passing left shoulders in their veer right action and passing left shoulders as they step ahead..

Comment: The call Slant is really a no hands cross....Recently we had a try at anything & cross and it never really caught on..... Other application at advanced add to the usage.

ZERO LINE..RIGHT & LEFT THRU..& SLANT...
WALK & DODGE..PARTNER TRADE...LEFT ALLE....(zero action)

ZERO BOX..RIGHT & LEFT THRU..& SLANT..
SINGLE FILE CIRCULATE..BOYS RUN...PASS THE OCEAN..
RECYCLE & SLANT..SPLIT CIRCULATE..BOYS RUN..LEFT ALLE.....

ZERO LINE..PASS THRU..WHEEL & DEAL..CENTERS SLANT...
CENTERS WALK & DODGE..SWING THRU..TURN THRU..LEFT ALLE....

Try this one it may catch your fancy...

DANCING MAINSTREAM: (Using mainstream basics from an alamo ring)

ALLE. LEFT..ALAMO STYLE.....HEADS ONLY SCOOT BACK (boys in girls rollover)
SIDES ONLY SCOOT BACK..ALL BOYS RUN RIGHT...LEFT ALLE....

ALLE. LEFT..ALAMO STYLE....HEADS WALK & DODGE..THEN CLOVERLEAF...
SIDES WALK & DODGE...LEFT ALLE...zero box.

ALLE. LEFT..ALAMO STYLE...HEADS BOX CIRCULATE..SIDES BOX CIRCULATE...
BOYS RUN RIGHT...CIRCLE EIGHT...LADIES CENTER..MEN SASHAY...LADIES
CENTER..MEN SASHAY...LEFT ALLE...

ALLE. LEFT..ALAMO STYLE....HEADS SINGLE HINGE..CENTER BOYS TRADE...
CENTERS SPIN THE TOP TO A SINGLE HINGE....
SINGLE FILE CIRCULATE..CIRCULATE AGAIN...BOYS RUN..
CENTERS SQUARE THRU 3/4...LEFT ALLE....

ALLE. LEFT..ALAMO STYLE...HEADS BOX CIRCULATE...SINGLE HINGE &
FAN THE TOP...OUTSIDES TRADE & BOYS RUN...CENTERS SINGLE HINGE
THEN WALK & DODGE..SWING THRU..BOYS RUN...
BEND THE LINE..STAR THRU..PASS THRU..LEFT ALLE...

Dancing Mainstream for Fun;

HEADS STAR THRU..DOUBLE PASS THRU..PEEL OFF...BEND THE LINE..
CENTERS SQUARE THRU FOUR...ENDS STAR THRU..
SPIN CHAIN THRU..GIRLS CIRCULATE DOUBLE....
SPIN THE TOP...RECYCLE..CROSSTAIL THRU...LEFT ALLE...

HEADS PASS THRU..U..TURN BACK..BOX THE GNAT & SQUARE THRU FOUR..
SIDES DIVIDE & STAR THRU...THEN SIDES (original)COME IN & SQUARE THRU FOUR..
CENTERS IN..CAST OFF 3/4..STAR THRU..ZOOM..PASS THRU..LEFT ALLE...

ZERO LINE..PASS THRU..BOYS RUN RIGHT..SCOOT BACK..
CENTERS TRADE..CENTERS RUN...FERRIS WHEEL..
GIRLS SQUARE THRU 3/4...BOYS REACH OUT & COURTESY TURN THIS GIRL...
STAR THRU..PASS THRU..TRADE BY..SWING THRU..BOYS RUN..GIRLS TRADE..
COUPLES CIRCULATE..BOYS RUN RIGHT...BOYS TRADE...
BOYS RUN RIGHT..BOYS FOLD...GIRLS TRADE..GRAND RIGHT & LEFT.....

HEADS PASS THRU..SEPARATE AROUND ONE TO A LINE....
PASS THRU..GIRLS WHEEL & DEAL....BOYS 1/2 TAG THE LINE...
GIRLS TOUCH 1/4...COUPLES CIRCULATE...BEND THE LINE..
STAR THRU..PASS THRU..TRADE BY..LEFT ALLE...

HEADS PASS THRU..SEPARATE AROUND ONE TO A LINE...
PASS THE..GIRLS WHEEL & DEAL...BOYS 1/2 TAG THE LINE...
GIRLS SWING THRU THEN CAST OFF 3/4....BOYS CIRCULATE ONE SPOT...
FERRIS WHEEL....ZOOM..SQUARE THRU 3/4..LEFT ALLE...

ZERO LINE..RIGHT & LEFT THRU..DIXIE STYLE TO A WAVE...
GIRLS CIRCULATE..BOYS TRADE...LEFT SWING THRU...
BOYS CIRCULATE..GIRLS TRADE...GIRLS CROSS RUN...
1. RECYCLE..GRAND RIGHT & LEFT...
2. BOYS RUN..WHEEL & DEAL..SQUARE THRU 3/4..LEFT ALLE.....

Keep in mind that a well grounded confident Mainstream Dancer will be a LONG
lasting supporter of our activity...

THE PLUS PROGRAM:

The term LINEAR CYCLE is now on the Plus Program...It was dropped as a mainstream quarterly and picked up by the Plus Program...

USING LINEAR CYCLE WITH PLUS BASICS:

HEADS PASS THE OCEAN..PING PONG CIRCULATE...
CENTERS LINEAR CYCLE...OTHERS DIVIDE & STAR THRU..
CENTERS PASS THRU..LEFT ALLE....

ZERO LINE..PASS THRU..WHEEL & DEAL & SPREAD..
ENDS LOAD THE BOAT..CENTERS PASS THE OCEAN & LINEAR CYCLE & SWEEP 1/4...
DOUBLE PASS THRU..TRACK II....GIRLS TRADE..RECYCLE..LEFT ALLE..

ZERO LINE..TOUCH 1/4..COORDINATE..COUPLES TRADE..
BOYS RUN RIGHT.....LINEAR CYCLE.....GRAND RIGHT & LEFT...

ZERO LINE..PASS THE OCEAN..FAN THE TOP...GRAND SWING THRU..
CENTER SIX...LEFT SWING THRU..CENTER FOUR...SWING THRU..
CENTER FOUR LINEAR CYCLE....OUTSIDE BOYS RUN RIGHT & BEND TO FACE IN..
DOUBLE PASS THRU..TRACK II...GIRLS RUN..BEND THE LINE..LEFT ALLE....

ZERO LINE..RIGHT & LEFT THRU..DIXIE STYLE TO A WAVE..
TRADE THE WAVE..LINEAR CYCLE...& SWEEP 1/4...
TOUCH 1/4...FOLLOW YOUR NEIGHBOR & SPREAD...
SCOOT BACK..GRAND RIGHT & LEFT...

ZERO BOX..PASS THE OCEAN..FAN THE TOP....SINGLE HINGE..
CENTERS TRADE..SCOOT BACK....NEW CENTERS WITH A LEFT SINGLE HINGE..
CENTERS TRADE THE WAVE & LINEAR CYCLE...ENDS CIRCULATE ONE SPOT &
FACE IN...CENTERS STAR THRU..DO SA DO TO A WAVE..
ALL 8 CIRCULATE..RECYCLE..SWEEP 1/4...LEFT ALLE.....

USING LINEAR CYCLE & ROLL.....

ZERO BOX..DO SA DO TO A WAVE..LINEAR CYCLE & ROLL..(ck left handed columns)
GIRLS RUN...LEFT ALLE....zero box...

ZERO BOX..DO SA DO TO A WAVE..LINEAR CYCLE & ROLL..
SINGLE FILE CIRCULATE..BOYS RUN..GRAND RIGHT & LEFT.....

USING LINEAR CYCLE & ROLL FROM LEFT HANDED WAVES..(note, the peel is to the left)

ZERO LINE..RIGHT & LEFT THRU..DIXIE STYLE TO A WAVE...
LINEAR CYCLE & ROLL (ck columns)
CENTERS WALK & DODGE..OUTSIDE BOYS RUN RIGHT..LEFT ALLE....

ZERO LINE.. RIGHT & LEFT THRU..DIXIE STYLE TO A WAVE..
GIRLS CIRCULATE..BOYS TRADE..LINEAR CYCLE & ROLL...
BOYS RUN...LEFT ALLE.....zero box.....

ZERO LINE..PASS THRU..CHASE RIGHT....CENTERS TRADE..
SPLIT CIRCULATE..BOYS TRADE..GRAND RIGHT & LEFT.....

ZERO LINE..PASS THRU..CHASE RIGHT..CENTERS TRADE..
SPLIT CIRCULATE..BOYS RUN..GIRLS SINGLE HINGE..
DIAMOND CIRCULATE..FLIP THE DIAMOND,,GIRLS RUN..
BEND THE LINE..LEFT ALLE....

NOTES FOR CALLERS
JACK LASRY
1513 NO. 46th AVE.
HOLLYWOOD, FL. 33021



FIRST CLASS MAIL

JERRY BENOIT
240 PINEVALLEY PLANTATION
BELCHERTOWN MA 01007

notes JACK A. LASRY 1513 N. 46th AVE. / HOLLYWOOD, FLORIDA 33021 / (305) 981-7788

FOR CALLERS

JUNE 1984

VIEWPOINT	26
CHOREO FOR DANCER IMPROVEMENT...PASS THE OCEAN	26
DANCING MAINSTREAM FEATURING RUN	27
EXPERIMENTAL IDEA TO ADD TO THE TAG ENDINGS...PEEL RIGHT	28
THE PLUS PROGRAM:	
SPIN THE TOP & ROLL.....FOLD & ROLL	29
DANCING THE PLUS PROGRAM	30
DANCING THE PLUS PROGRAM WITH Q.S.	30

VIEWPOINT:

"Summer Time & The Living is Easy".....The words of the song tell us alot.....Summertime is the time to take it easy....Provide dancing without the pressure of learning alot of new stuff...Provide the new grads with the opportunity to ENJOY what they have been taught don't push them right into a plus workshop.....Summertime for the caller is a time to review what went on in your program last season....Plan to make constructive changes in next falls start upChanges like being objective about how well your gang dances certain calls then plan to include the opportunity for them to review and to hear these calls so they do respond better over a period of time....Are your clubs "clicky" if so plan to add a mixer at least once a night to improve this aspect of club success..

CHOREOGRAPHY FOR DANCER EDUCATION & IMPROVEMENT:

PASS THE OCEAN as used fully in dancing by definition.

The action of the call PASS THE OCEAN is really an easy call to use by definition, the facing couples will first pass thru...then 1/4 turn to face partner and step into a right handed wave.....Some of the problems that I see are some callers teach or allow the girls position from normal facing couples, to catch left arms as they pass thru then the girls single hinge as the boys pass thru and face in then step to a wave....I feel this is an incorrect teach and leads to problems later on....Teach the call with a full pass thru but as soon as the pancers pass by each other then face partner and step into the wave.... When taught this way and reviewed the same way with facing couples 1/2 sashayed or with four boys facing or four girls facing the RULES apply easily and provide a simple variety for all to explore.....

ZERO LINE..RIGHT & LEFT THRU..ROLLAWAY 1/2 SASHAY..
PASS THE OCEAN...GRAND RIGHT & LEFT....

ZERO LINE..RIGHT & LEFT THRU..ROLLAWAY 1/2 SASHAY..
PASS THE OCEAN...SPIN THE TOP...
RECYCLE...CROSSTRAIL THRU..LEFT ALLE.....

ZERO LINE..PASS THRU..TAG THE LINE IN.....
PASS THE OCEAN..GIRLS CIRCULATE..BOYS TRADE..
BOYS RUN..WHEEL & DEAL..PASS TO THE CENTER..SQUARE THRU 3/4..LEFT ALLE...

ZERO BOX..SWING THRU..BOYS RUN..TAG THE LINE IN...
PASS THE OCEAN...BOYS RUN RIGHT...RIGHT & LEFT THRU...
DIXIE STYLE TO A WAVE.....LEFT ALLE.....

ZERO BOX...DO SA DO TO A WAVE...GIRLS TRADE..GIRLS RUN...
TAG THE LINE IN...PASS THE OCEAN...
WALK & DODGE...PARTNER TRADE...SLIDE THRU..LEFT ALLE.....

HEADS PASS THRU..SEPARATE AROUND ONE TO A LINE...
PASS THE OCEAN..CENTERS TRADE..SCOOT BACK..BOYS RUN...
PASS THE OCEAN..RECYCLE.....LEFT ALLE.....

HEADS ROLLAWAY 1/2 SASHAY..CIRCLE EIGHT....
BOYS UP & BACK....BOYS PASS THE OCEAN...BOYS STEP THRU...
ALL PASS THRU...BOYS PARTNER TRADE...GIRLS PASS THE OCEAN...
GIRLS SWING THRU..GIRLS STEP THRU..& U TURN BACK..
GIRLS SQUARE THRU FOUR..TOUCH 1/4.....
BOYS TRADE..BOYS RUN..BEND THE LINE..STAR THRU...
PASS TO THE CENTER..SQUARE THRU..3/4...LEFT ALLE.....

DANCING MAINSTREAM...FEATURING THE CALL RUN.....

ZERO LINE..PASS THRU..WHEEL & DEAL..DOUBLE PASS THRU....
BOYS RUN...CENTER FOUR...WALK & DODGE..PUT CENTERS IN..CENTERS RUN...
NEW CENTERS WALK & DODGE..CENTERS RUN..LINES UP & BACK....
PASS THRU..U TURN BACK...CENTERS SQUARE THRU FOUR..ENDS STAR THRU..
ALL SWING THRU..TURN THRU..LEFT ALLE.....

ZERO LINE..PASS THRU...BOYS RUN RIGHT..SPLIT CIRCULATE..
BOYS RUN..REVERSE FLUTTERWHEEL...SWEEP 1/4....
RIGHT & LEFT THRU..TOUCH 1/4...WALK & DODGE...
PARTNER TRADE...LEFT ALLE.....

ZERO BOX..SWING THRU..SPIN THE TOP....BOYS RUN RIGHT...
BOYS TRADE..WHEEL & DEAL....STAR THRU..
PASS TO THE CENTER..SQUARE THRU 3/4..LEFT ALLE...

ZERO BOX..DO DA DO TO A WAVE...BOYS RUN...COUPLES CIRCULATE..
BOYS TRADE..BOYS RUN RIGHT...RECYCLE...VEER LEFT....
FERRIS WHEEL..ZOOM...CENTERS PASS THRU..LEFT ALLE.....

ZERO BOX..PASS THE OCEAN..SWING THRU....CENTER FOUR....SWING THRU..
ALL BOYS RUN RIGHT...CENTER FOUR..WHEEL & DEAL & SQUARE THRU FOUR...
END COUPLES BEND TO FACE IN...PASS THE OCEAN...
RECYCLE...SLIDE THRU..LEFT ALLE.....

ZERO LINE..PASS THRU..TAG THE LINE..IN.....PASS THRU..
GIRLS RUN...ALL SINGLE HINGE..GIRLS TRADE....ALL 8 CIRCULATE..
GIRLS RUN...BOYS TRADE..COUPLES CIRCULATE..
BOYS CROSS RUN...WHEEL & DEAL..PASS THRU...LEFT ALLE.....

ZERO LINE...PASS THRU...TAG THE LINE.....BOYS RUN...
THOSE WHO ARE FACE TO FACE...PASS THRU...BOYS PASS THRU...
CENTERS IN...CAST OFF 3/4....LINES UP & BACK....
PASS THRU..TAG THRU LINE RIGHT....WHEEL & DEAL...
SQUARE THRU 3/4...LEFT ALLE.....

ZERO LINE..PASS THRU..TAG THE LINE.....GIRLS RUN....
ALL SINGLE HINGE...VERY CENTER GIRLS TRADE & RUN...
CENTERS BEND THAT LINE & PASS THE OCEAN..CENTERS SWING THRU..
ALL RECYCLE...PASS THE OCEAN..SWING THRU..TURN THRU..LEFT ALLE.....

ZERO BOX..SWING THRU..BOYS RUN..TAG THE LINE IN.....
LINES PASS THRU..BOYS RUN....GIRLS U TURN BACK...PASS THRU..
TAG THE LINE RIGHT...BOYS TRADE..BOYS RUN.....
STEP THRU...GRAND RIGHT & LEFT.....

ZERO BOX...STAR THRU...PASS THRU..U TURN BACK...
TURN THRU...CENTER GIRLS RUN RIGHT...
ENDS MOVE ALONG AND TOUCH 1/4....(columns)
SINGLE FILE CIRCULATE..BOYS RUN..
SQUARE THRU 3/4....LEFT ALLE.....

Our supply of J L 100 mikes has arrived and we have a good supply on hand...The price has changed a little....The cost of the Mike Head is now \$90.00 and the cost of Air Post and insurance is still \$4.00....We now can offer a mike base with Volume control for use with a Clinton...The cost is \$88.60 plus \$3.00 for shipping....

AN IDEA TO EXPAND THE "TAG THE LINE" ENDINGS.....

The experimental LINEAR CYCLE which recently was dropped by the Mainstream QS folks and added to the PLUS program as a part of the program has provided me with the following idea.....The ending action of a "peel to the right" of the linear cycle could be added to the Tag The Line endings!!!!!! For example we could call a Tag The Line..Peel Right. The ending formations would be lines facing or couples facing or eight chain thru formations. At first you would have to review the Peel Right action as many of the dancers who know how to do a linear cycle well have been doing it by "ROTE" and not really remembering all the individual parts..... While this idea is not going to set the world on fire it could add another way to use tag the line and its variety of ending formations.....

DANCING TAG THE LINE ..PEEL RIGHT:

ZERO BOX..DO SA DO TO AN OCEAN WAVE....
GIRLS RUN...TAG THE LINE...PEEL RIGHT...
SLIDE THRU...LEFT ALLE....zero...

ZERO BOX...SWING THRU..BOYS RUN...TAG THE LINE...PEEL RIGHT...
BOX THE GNAT..RIGHT & LEFT THRU..
PASS THE OCEAN...RECYCLE....LEFT ALLE....zero.....

HEADS PASS THRU..SEPARATE AROUND ONE TO A LINE...
PASS THRU..TAG THE LINE..PEEL RIGHT...
PASS THRU..U TURN BACK..CENTERS SQUARE THRU FOUR..ENDS STAR THRU..
PASS THE OCEAN..RECYCLE..SLIDE THRU..LEFT ALLE.....zero box...

ZERO LINE...SWING THRU..BOYS TRADE BOYS RUN.....
TAG THE LINE..PEEL RIGHT...BOX THE GNAT...
SQUARE THRU 3/4...LEFT ALLE.....

USING THE PLUS QUARTERLY "CHASE THE TAG" WITH THE PEEL RIGHT ENDING:

ZERO LINE..PASS THRU..CHASE THE TAG..PEEL RIGHT...
TOUCH 1/4...BOYS RUN...PASS THRU..LEFT ALLE....

ZERO LINE...PASS THRU..TAG THE LINE IN.....
PASS THRU..CHASE THE TAG...PEEL RIGHT... (zero line)
LOAD THE BOAT...SQUARE THRU 3/4..LEFT ALLE....

ZERO LINE..TURN THRU..CHASE THE TAG..PEEL RIGHT.. SWEEP 1/4...
PASS THE OCEAN..FAN THE TOP....RECYCLE..SWEEP 1/4....LEFT ALLE....

HEADS PASS THRU..SEPARATE AROUND ONE TO A LINE...
ENDS LOAD THE BOAT..CENTERS PASS THRU..CHASE THE TAG..PEEL RIGHT..
CIRCLE EIGHT..GIRLS TOUCH 1/4..GIRLS WALK & DODGE..
ALL TOUCH 1/4...BOYS TRADE..BOYS RUN..GIRLS TRADE...
FERRIS WHEEL...SQUARE THRU 3/4...LEFT ALLE....zero box..

Keep in mind that this is an experimental idea but one which many dancer will be able to pick up and use with a very minimum of workshopping.....The Peel Right idea is very dancable and smooth so it just may catch on as another Tag ending action....

Our Callers School for this summer is sold out.....If you would like to attend next year keep in mind that we accept only 7 callers...They must have three years experience and be calling for a club on a regular basis.....

THE PLUS PROGRAM:

The new Callerlab Plus Program includes some suggestions for using ANYTHING & ROLL. I would like to explore one or two of these suggested ideas in the hope that it will be of some help to you and the dancers.....I feel that some of these Roll actions do challenge the dancer to what I feel is a bit beyond where most plus dancers are dancing or wish to dance....but here goes.....

SPIN THE TOP & ROLL:

Lets gather a bit of information about how spin the top works so the roll action will be better understood.....From standard right hand waves the ends and adjacent dancers turn by the right 1/2 way.....the centers then arm turn or cast left 3/4..... The Left arm turn then implies that the roll for the centers will be a 1/4 left face individual turn...So at the completion of the left 3/4 arm turn the centers must DROP left hands and make a LEFT face 1/4 turn of the spot of completion.....The ends meanwhile are moving forward to their right so they will make an individual Right face 1/4 turn on the spot of their ending position.....The ending formation will be a two dancers in single file facing two dancers in single file.....I kind of like to start the action from facing couples in lines of four so the ending formation is more practical.....

ZERO BOX..DO SA DO TO A WAVE....PASS THE OCEAN...
SPIN THE TOP & ROLLDOUBLE PASS THRU....
FACE RIGHT..WHEEL & DEAL...PASS TO THE CENTER..SQUARE THRU 3/4..LEFT ALLE...

ZERO LINE..PASS THE OCEAN..FAN THE TOPSWING THRU..
SPIN THE TOP & ROLL.....FOUR GIRLS SWING THRU..GIRLS EXTEND....
SCOOT BACK..BOYS RUN..SLIDE THRU..LEFT ALLE....zero box..

ZERO BOX...SWING THRU..SPIN THE TOP & ROLL...
GIRLS PASS THRU..TOUCH 1/4..BOYS TRADE..
BOYS RUN..BEND THE LINE...PASS TO THE CENTER..SQUARE THRU 3/4..LEFT ALLE...

FOLD & ROLL:

The folders will be the only dancers do the roll action and that action will depend upon the direction of the folding action, if the fold is to the right then the roll is to the right, and if the fold is to the left then the roll is a left face 1/4 turn....Lots of interesting formation changes available!!!!!!

ZERO LINE...PASS THRU...BOYS FOLD & ROLL.....GIRLS U TURN BACK &
SWING THRU THEN CAST OFF 3/4...BOYS CIRCULATE DOUBLE...
BALANCE.....TRADE THE WAVE..BOYS RUN...BEND THE LINE...
RIGHT & LEFT THRU..SLIDE THRU..LEFT ALLE...

ZERO LINE..PASS THRU...GIRLS FOLD & ROLL...
BOYS U TURN BACK & SWING THRU..(ck diamonds)
FLIP THE DIAMOND..RECYCLE..PASS TO THE CENTER..SQUARE THRU 3/4..LEFT ALLE...

ZERO BOX..TOUCH 1/4..SCOOT BACK....BOYS FOLD & ROLL....
GIRLS TOUCH 1/4..GIRLS CROSS RUN..SPIN THE TOP...
RECYCLE..SLIDE THRU..LEFT ALLE....zero box

ZERO BOX..TOUCH 1/4..GIRLS FOLD & ROLL.....
BOYS TOUCH 1/4...BOYS WALK & DODGE..
BOYS FOLD & ROLL...GIRLS TRADE & ROLL..LINES UP & BACK....
PASS THRU..TAG THE LINE..RIGHT..BOYS TRADE....
WHEEL & DEAL...GRAND RIGHT & LEFT....

DANCING THE PLUS PROGRAM:

ZERO BOX...DO SA DO TOA WAVE...ALL 8 CIRCULATE...
BOYS FOLD...PEEL THE TOP...CENTER FOUR FAN THE TOP...
OUTSIDES SINGLE HINGE...ALL GIRLS PASS THRU
CENTERS CROSS FIRE...CENTERS WALK & DODGE...OUTSIDES PARTNER TRADE..
SQUARE THRU 3/4...TRADE BY..LEFT ALLE...zero box...

ZERO BOX...SWING THRU...BOYS RUN...GIRLS SINGLE HINGE...
DIAMOND CIRCULATE...FLIP THE DIAMOND...BOYS ONLY ROLL...
GIRLS SINGLE HINGE...GIRLS TRADE THE WAVE.....
PING PONG CIRCULATE...BOYS EXTEND...
BOYS RUN...SLIDE THRU...LEFT ALLE...zero box...

ZERO LINE...STAR THRU...PASS THRU...CHASE RIGHT...
TRIPLE SCOOT BACK...COORDINATE...TAG THE LINE RIGHT...
COUPLES CIRCULATE...GIRLS RUN...GIRLS TRADE...
RECYCLE...LEFT ALLE...zero box...

ZERO BOX...SWING THRU...BOYS RUN...TAG THE LINE LEFT....
COUPLES CIRCULATE...COUPLES HINGE...CENTER FOUR CROSS FIRE..
CENTERS FOLLOW YOUR NEIGHBOR & SPREAD...ENDS BEND TO FACE IN...
EXTEND...GIRLS TRADE...RECYCLE...LEFT ALLE.....

ZERO LINE...PASS THRU...3/4 TAG THE LINE...THE WAVE LINEAR CYCLE....
OUTSIDES DIVIDE & STAR THRU...DOUBLE PASS THRU...
TRACK II...EXPLODE & STAR THRU..
PASS THRU...U TURN BACK...GRAND RIGHT & LEFT.....

ZERO BOX...SINGLE CIRCLE TO A WAVE.....
BOYS TRADE & ROLL...BOYS SWING THRU...GIRLS CIRCULATE ONE SPOT..
FLIP THE DIAMOND...BOYS RUN...BOYS FOLD...LEFT ALLE.....

DANCING THE PLUS PROGRAM WITH THE QUARTERLY SELECTIONS:



ZERO LINE...PASS THRU...CHASE THE TAG...RIGHT...
BOYS CROSS RUN...BOYS CIRCULATE...GIRLS TRADE..
FERRIS WHEEL & SPREAD...ENDS LOAD THE BOAT..
CENTERS PASS THE OCEAN & LINEAR CYCLE & SWEEP 1/4....
CENTERS SQUARE THRU 3/4...PASS THRU...U TURN BACK...
SQUARE THRU...ON THE THIRD HAND...GRAND RIGHT & LEFT....

ZERO LINE...PASS THE OCEAN...SPIN CHAIN & EXCHANGE THE GEARS....
GIRLS RUN...BEND THE LINE...PASS THRU...CHASE THE TAG RIGHT...
FERRIS WHEEL...SQUARE THRU 3/4...LEFT ALLE.....

ZERO LINE...TOUCH 1/4...CIRCULATE ONCE & 1/2.....CENTER SIX...
TRIPLE SCOOT.....CENTER BOYS SPREAD.....
FOUR GIRLS SINGLE HINGE...GIRLS FAN THE TOP...BOYS DO A BIG
DIAMOND CIRCULATE OUTSIDE...CENTER TWO GIRLS RUN RIGHT (around a girl)
NEW CENTER FOUR FIND THE DIAMOND.....DIAMOND CIRCULATE
NOW FLIP THAT DIAMOND AS THE OTHER COUPLES BEND TO FACE IN...
EXTEND...GIRLS TRADE...SWING THRU...TURN THRU...LEFT ALLE.....

A good figure to review from all wave formations would be the LINEAR CYCLE.
As a full fledged member of the Plus Program it would help many dancers to give this
figure a good review

NOTES FOR CALLERS
JACK LASRY
1513 NO. 46th AVE.
HOLLYWOOD, FL. 33021



FIRST CLASS MAIL

JERRY BENOIT
240 PINEVALLEY PLANTATION
BELCHERTOWN MA 01007

notes JACK A. LASRY 1518 N. 46th AVE. / HOLLYWOOD, FLORIDA 33021 / (305) 981-7788
FOR CALLERS

JULY 1984

VIEWPOINT	31
BASIC CHOREO...1/2 TAG THE LINE.....	31
USING THE 1/4 TAG FORMATION AT MAINSTREAM.....	32
DANCING MAINSTREAM	32
PLUS QUARTERLY SELECTION...LOAD THE TOP	33
MAINSTREAM EMPHASIS CALLS	
ALAMO STYLE CHOREO.....	34
REVERSE FLUTTER WHEEL.....	34
THE PLUS PROGRAM....PEEL OFF & ROLL	35
DANCING THE PLUS PROGRAM.....	35

VIEWPOINT:

SUMMERTIME.....NEW GRADUATES.....I see a major problem that occurs this time of every year and for some dancers it may seem GREAT but for the overall Square Dance picture it really is not in the best interest in developing long lasting dancers....The practice of jumping right into a plus workshop the week after finishing Mainstream is the problem of which I speak.....We all give a nod of the head when we hear that it is necessary to dance Mainstream for a year then move on to the Plus Program but how many callers really do this????? Why don't they????? I feel the reason is that many callers are forced to teach plus right away in self defense.....If they don't then some one will and they will lose their class graduates to another caller who could care less about anything but a few bucks in his pocket.....How can we combat this situation??? I really don't have any answers but we all must give this problem some thought as we lose alot of these nice beginners very quickly as they are not ready to push on so rapidly..

The quarterly selection at the PLUS plateau has been announced as Load The Top... I will comment on this selection on the page telling about the selection..

CHOREOGRAPHY FOR DANCER EDUCATION & IMPROVEMENT:

1/2 TAG.....I notice many newer dancers losing their position when the 1/2 Tag is called from a variety of dancer positions....I feel that the one problem is that the dancers fails to touch hands with the adjacent dancer to establish the wave or the individual scoot back box that is formed as a result of the 1/2 tag action....Without being aware of the new formation they then become confused with the following calls that could bescoot back, walk & dodge, split or box circulate...All 8 circulate, single hinge..cast off 3/4..centers trade...fan the top...spin the top...etc....LOTS of possible following actions.....

The dancer should learn to respond to the 1/2 tag call from the following set ups.....

1. Two faced lines with girls as centers & boys as ends.....
2. Two faced lines with girls as ends & boys as centers.....
3. two faced lines made up of two boys & two girls...
4. From lines facing out, standard, 1/2 sashayed & boy boy..girl girl....

Note: Please do not use 1/2 tag from an ocean wave formation as the body flow is poor.

ZERO BOX..DO SA DO TO A WAVE..GIRLS RUN....1/2 TAG THE LINE....
BOYS RUN..RIGHT & LEFT THRU..PASS THE OCEAN..RECYCLE..LEFT ALLE...

ZERO BOX..SWING THRU..BOYS RUN..1/2 TAG THE LINE..."
CENTERS TRADE..GIRLS TRADE..BOYS TRADE..CENTERS TRADE..
SCOOT BACK..BOYS RUN..SLIDE THRU..RIGHT & LEFT THRU..LEFT ALLE...

ZERO LINE..PASS THRU..1/2 TAG THE LINE..SWING THRU..
WALK & DODGE..PARTNER TRADE..LEFT ALLE....

HEADS PASS THRU..SEPARATE AROUND ONE TO A LINE..
PASS THRU..1/2 TAG THE THE LINE..GIRLS TRADE..RECYCLE..LEFT ALLE...

ZERO LINE..PASS THRU..WHEEL & DEAL..DOUBLE PASS THRU..
CENTERS IN..CAST OFF 3/4...PASS THRU...TAG THE LINE RIGHT...
COUPLES CIRCULATE...1/2 TAG THE LINE...
ALL 8 CIRCULATE..FAN THE TOP..RECYCLE...PASS THRU....
BEND THE LINE..RIGHT & LEFT THRU..PASS THE OCEAN..
SWING THRU..TURN THRU..LEFT ALLE....

MAINSTREAM EMPHASIS CALLS FOR THE THIRD QUARTER:

The selections for the third quarter are for callers to expand their dancers ability to use the calls that make up the Mainstream Program...If the Mainstream program was used as Callerlabs foundation program we would have a far greater percentage of dancers stay with Square Dancing then when pushed on into the Plus program to soon.....

ALAMO STYLE CHOREOGRAPHY:

ALLE. LEFT...ALAMO STYLE BALANCE.....

1. HEADS SCOOT BACK...SIDES SCOOT BACK...
ALL BOYS RUN RIGHT....LEFT ALLE....
2. HEADS WALK & DODGE...SIDES WALK & DODGE...
ALL PARTNER TRADE..CIRCLE LEFT...LADIES CENTER..MEN SASHAY..
LADIES CENTER..MEN SASHAY...LEFT ALLE....
3. HEADS WALK & DODGE THEN CLOVERLEAF...
SIDES WALK & DODGE...LEFT ALLE....
4. HEADS SPLIT CIRCULATE..ALL BOYS RUN RIGHT....OUT FACERS CLOVERLEAF..
CENTERS SQUARE THRU 3/4...DOSADO TO A WAVE..
BOYS CIRCULATE..RECYCLE...LEFT ALLE....
5. HEAD GIRLS RUN RIGHT...HEADS TOUCH 1/4...(columns formed)
SINGLE FILE CIRCULATE..BOYS RUN...ALL PASS THRU..LEFT ALLE..
6. SIDES SCOOT BACK..SIDE BOYS RUN RIGHT...
HEADS SCOOT BACK..HEADS SINGLE HINGE..CENTER GIRLS TRADE..
CENTERS RECYCLE...SQUARE THRU 3/4..LEFT ALLE....

REVERSE THE FLUTTERWHEEL....(mixed sexes)

ZERO BOX...TOUCH 1/4..SPLIT CIRCULATE..BOYS RUN..
REVERSE FLUTTERWHEEL..SLIDE THRU..LEFT ALLE....zero

ZERO BOX..TOUCH 1/4..GIRLS RUN..REVERSE FLUTTERWHEEL..SWEEP 1/4 MORE
PASS THRU..GRAND RIGHT & LEFT....

HEADS PASS THRU..SEPARATE AROUND ONE TO A LINE...
LINES PASS THRU..WHEEL & DEAL....GIRLS DOSADO TO A WAVE..
GIRLS RECYCLE...THEN REVERSE FLUTTERWHEEL....
GIRLS ZOOM....BOYS SWING THRU..RECYCLE...
THEN BOYS REVERSE FLUTTERWHEEL...BOYS ZOOM....
GIRLS TURN THRU..ALL STAR THRU..PROM...HOME....

ZERO LINE...RIGHT & LEFT THRU..FLUTTER WHEEL....SWEEP 1/4....
REVERSE FLUTTERWHEEL..SWING THRU..TURN THRU..LEFT ALLE....

ZERO LINE..RIGHT & LEFT THRU....BOX THE GNAT....
REVERSE FLUTTERWHEEL..SWEEP 1/4....
GRAND RIGHT & LEFT.....

Keep in mind these kinds of figures are very good at the PLUS PLATEAU also...

THE PLUS PROGRAM:

Using PEEL OFF & ROLL.....

HEADS STAR THRU..DOUBLE PASS THRU..PEEL OFF & ROLL.....
CENTERS PASS THRU..LEFT ALLE.....

HEADS STAR THRU...DOUBLE PASS THRU..PEEL OFF & ROLL..
ZOOM...CENTERS SQUARE THRU...ON THE THIRD HAND START A....
DIXIE GRAND....LEFT ALLE.....

ZERO LINE..PASS THRU..WHEEL & DEAL..DOUBLE PASS THRU..
PEEL OFF & ROLL...& SPREAD....STAR THRU..
CENTERS PASS THRU..SWING THRU..TURN THRU..LEFT ALLE.....

HEADS PASS THRU..SEPARATE AROUND ONE TO A LINE..
PASS THRU..WHEEL & DEAL...DOUBLE PASS THRU..
GIRLS PEEL OFF & ROLL....BOYS TURN BACK & SQUARE THRU FOUR...
TOUCH 1/4..GIRLS TRADE..RECYCLE..LEFT ALLE.....

ZERO BOX..SWING THRU..GIRLS FOLD...PEEL OFF & ROLL...
GIRLS SQUARE THRU 3/4...STAR THRU...BOYS TRADE..
FERRIS WHEEL...ZOOM..SQUARE THRU 3/4...LEFT ALLE.....

DANCING THE PLUS PROGRAM:

ZERO LINE...TOUCH 1/4..SINGLE FILE CIRCULATE...
CENTER FOUR WALK & DODGE.....
GIRLS TOUCH 1/4 & ROLL TO FACE.....
OUTSIDE BOYS RUN RIGHT....ALL STAR THRU..
LOAD THE BOAT...BOX THE GNAT..GRAND RIGHT & LEFT.....

ZERO LINE..PASS THE OCEAN...RECYCLE & VEER LEFT...
COUPLES CIRCULATE...CROSSFIRE...COORDINATE...
CROSSFIRE....GIRLS RUN...PASS THRU....GRAND RIGHT & LEFT...

ZERO LINE..PASS THRU..3/4 TAG THE LINE....
CENTERS LINEAR CYCLE...LEADERS PARTNER TRADE & ROLL.....
LINES UP & BACK...STAR THRU..CENTERS PASS THRU..
TOUCH 1/4.....1.FOLLOW YOUR NEIGHBOR..(don't spread..SLIP THE CLUTCH
LEFT ALLE.....


2. SCOOT BACK...FOLLOW YOUR NEIGHBOR & SPREAD...
GRAND RIGHT & LEFT.....

ZERO BOX...PASS THE OCEAN..GRAND SWING THRU..
CENTER FOUR RECYCLE & SWEEP 1/4... THEN SQUARE THRU 3/4...
ENDS SINGLE HINGE..ALL THE GIRLS PASS THRU.....
CENTER BOYS RUN RIGHT...CENTERS PASS THRU..
PEEL OFF & BEND THE LINE....CENTERS SQUARE THRU FOUR...
ENDS STAR THRU..ALL SWING THRU..TURN THRU..LEFT ALLE...

ZERO LINE..LOAD THE BOAT...PASS THE OCEAN...FAN THE TOP...
EXPLODE &...BOYS WALK..GIRLS DODGE....
BOYS RUN...STAR THRU..SINGLE CIRCLE TO A GRAND RIGHT & LEFT...

ZERO BOX...TOUCH 1/4...CENTERS TRADE...
SPLIT CIRCULATE..RELAY THE DEUCEY..
RECYCLE...PASS TO THE CENTER..SQUARE THRU 3/4..LEFT ALLE...

NOTES FOR CALLERS
JACK LASRY
1513 NO. 46th AV.
HOLLYWOOD, FL. 33021



FIRST CLASS MAIL

JERRY BENOIT
240 PINEVALLEY PLANTATION
BELCHERTOWN MA 01007

notes JACK A. LASRY 1513 N. 46th AVE. / HOLLYWOOD, FLORIDA 33021 / (305) 981-7788
FOR CALLERS

AUGUST 1984

VIEWPOINT	36
CHOREO. FOR DANCER EDUCATION...LEFT HANDED TWO FACED LINES	36
THE MAINSTREAM PROGRAM	37
DANCING MAINSTREAM	37
THE PLUS PROGRAM USING QS. LOAD THE TOP	38
TRADE THE WAVE & ROLL/SINGLE HINGE & ROLL	39
DANCING THE PLUS PROGRAM	40

VIEWPOINT:

Time to think about the fall classes.....Where do the new class members come from???? Most callers do a few demonstration dances at malls and shopping centers, promote classes at one night stands and hand out flyers to the club dancers to pass along to their non dancing friends.....And so it goes a few squares turn out and the callers start teaching with an average class of 3 to 8 squares....When you see the thousands of people at shopping centers you can wonder how can we acquaint them with square dancing, how can I get them out to try it just once!!!! I would like to see a well made television advertisement for Square Dancing...Copies of the tape could be made available to all local associations to raise the money to have it shown in their area on the local T.V. stations....We have the talent within Callerlab to produce such a tape lets get it done and fill the halls with new dancers....NOW are we going to rush these new dancers right out of the activity!!!!If we do it would be a CRIME...We need to establish an exciting 30 week program that covers ALL aspects of the FUN found in Square Dancing but with a limited number of vocabulary terms taught in the first year of dancing....GET THEM HOOKED ON SQUARE DANCING.....The plateau programs can come later, lets keep the first year program at the BASIC PROGRAM 49 basics...IT CAN BE DONE...

CHOREOGRAPHY FOR DANCER EDUCATION & IMPROVEMENT:

USING LEFT HANDED TWO FACED LINES.....

The Left Handed Two Faced Line can provide as much comfortable choreography as the normal right handed two faced lines....

SETTING UP PARALLEL LEFT HANDED TWO FACED LINES:

1. Zero Box...Swing thru..Boys Run...Tag the Line LEFT.....
2. Zero Box...Dosado to a Wave....Boys Run.....
3. Zero Line..Pass Thru..Tag the Line LEFT..
4. From Lines...Dixie Style To a Wave...Centers Run....
5. From Lines....Reverse Flutterwheel..Sweep 1/4..Veer Right....

From The majority of actions that set up left handed two faced lines the ending two faced lines will be slightly off center...Un like Right Handed Two Faced lines which require a small FORWARD adjustment to line up the dancers, the left handed two faced line would require a small BACKWARD step to line up the dancers...This backward step is UN DESIRABLE...So it is easily smoothed out with a COUPLES CIRCULATE into another Left handed but nice and straight left handed two faced line.....

DANCING THE LEFT HANDED TWO FACED LINE...

ZERO BOX..SWING THRU..BOYS RUN..TAG THE LINE LEFT...
FERRIS WHEEL..CENTERS PASS THRU..LEFT ALLE...

ZERO BOX..DOSADO TO A WAVE..BOYS RUN..COUPLES CIRCULATE..
BOYS TRADE..BOYS RUN RIGHT ..RECYCLE...LEFT ALLE....

ZERO LINE..RIGHT & LEFT THRU..DIXIE STYLE TO A WAVE...
BOYS TRADE..BOYS RUN...COUPLES CIRCULATE..
GIRLS RUN...GRAND RIGHT & LEFT.....(a good get out from zero lines)

ZERO LINE..PASS THRU..TAG THE LINE LEFT...COUPLES CIRCULATE..
CENTERS TRADE...FERRIS WHEEL..CENTERS PASS THRU..
TOUCH 1/4....GIRLS CIRCULATE..BOYS TRADE..BOYS RUN...
WHEEL & DEAL..PASS TO THE CENTER..SQUARE THRU 3/4..LEFT ALLE...

THE PLUS PROGRAM...ANYTHING & ROLL:.....

TRADE THE WAVE & ROLL:

From standard dixie style waves, the boys trade action has a right handed rotation thus the roll is a right face 1/4 turn while the girls will be making a left face 1/4 turn at the end of the trade the wave action.....The ending formation then will be a starting double pass thru formation with the girls in the lead.....

ZERO LINE...RIGHT & LEFT THRU...DIXIE STYLE TO A WAVE...
TRADE THE WAVE & ROLL...GIRLS PASS THRU...
TOUCH 1/4...GRAND RIGHT & LEFT....

ZERO LINE...RIGHT & LEFT THRU...DIXIE STYLE TO A WAVE...
TRADE THE WAVE & ROLL...DOUBLE PASS THRU...
PEEL OFF...BOYS SQUARE THRU FOUR...GIRLS TOUCH 1/4...
THOSE WHO CAN...TOUCH 1/4 & ROLL...THE OUTSIDE GIRLS U TURN BACK..
SQUARE THRU 3/4...LEFT ALLE.....

ZERO LINE...RIGHT & LEFT THRU...DIXIE STYLE TO A WAVE...
BOYS TRADE...LEFT SWING THRU...TRADE THE WAVE & ROLL...
BOYS DOSADO TO A WAVE...SWING THRU... EXTEND TO A WAVE...
BOYS RUN...RIGHT & LEFT THRU...SLIDE THRU...LEFT ALLE....

ZERO BOX...TOUCH 1/4...CENTERS TRADE...CENTERS CROSS RUN...
NEW CENTERS TRADE...TRADE THE WAVE & ROLL..
CENTERS PASS THRU...ALL PASS THRU...GRAND RIGHT & LEFT..

ZERO BOX...WAVE...TRADE THE WAVE & ROLL...
BOYS PASS THRU...TOUCH 1/4...RECYCLE...
PASS TO THE CENTER...SQUARE THRU 3/4...LEFT ALLE....

SINGLE HINGE & ROLL:

The single hinge followed by a roll will have the dancers doing the hinge action make a 1/4 turn to face each other.....

ZERO BOX...SWING THRU...SINGLE HINGE & ROLL...
TOUCH 1/4...WALK & DODGE...PARTNER TRADE & ROLL...
PASS THRU...GRAND RIGHT & LEFT.....

ZERO BOX...SWING THRU...BOYS TRADE...SINGLE HINGE & ROLL...
LEFT ALLE.....zero....

HEADS ROLLAWAY 1/2 SASHAY...CIRCLE EIGHT...
BOYS SQUARE THRU FOUR...DOSADO TO A WAVE...
SINGLE HINGE & ROLL...PASS THRU...GIRLS CLOVERLEAF...
BOYS SQUARE THRU FOUR...DOSADO TO A WAVE...
BOYS RUN...LEFT ALLE.....

ZERO BOX...RIGHT & LEFT THRU...VEER LEFT...COUPLES CIRCULATE..
GIRLS SINGLE HINGE & ROLL...GIRLS TOUCH 1/4...(ck diamonds)
DIAMOND CIRCULATE...BOYS SWING THRU...
FLIP THE DIAMOND & ROLLTOUCH 1/4...GRAND RIGHT & LEFT...

For many dancers the ROLL action is not an easy one to master so be patient and work with the action until it is easily danced....

In case you have been wondering what has happened to your Jack Lasry Notes....The reason is after five and a half years on the dialysis machine I was called for a Kidney Transplant. !!

The transplant was on Aug. 4th and after two months all is going as well as possible...I'm not real strong yet but the Kidney is working fine and every day now I'm gaining my strength back and I'm able to get back to publishing the notes.....My plan is to send out the AUG. notes as they were all but complete at the time I went into the hospital then send out as soon as possible a combination issue made up of Sept. and Oct. notes.....Thanks for your patience and from now on I should be back on the track.....

DANCING THE PLUS PROGRAM.

ZERO LINE..PASS THRU..WHEEL & DEAL..CENTERS SINGLE CIRCLE TO A WAVE..
EXTEND & SWING THRU..SCOOT BACK..
BOYS FOLD..GIRLS SQUARE THRU 3/4..SINGLE CIRCLE TO A WAVE..
BOYS RUN..PASS THRU..BEND THE LINE..
PASS THE OCEAN..SWING THRU..TURN THRU..LEFT ALLE...

ZERO LINE..ENDS LOAD THE BOAT..
CENTERS SINGLE CIRCLE TO A WAVE & FAN THE TOP...
EXTEND & RECYCLE..LEFT ALLE..(zero box)

ZERO BOX..TOUCH 1/4..SCOOT BACK..EXTEND....
BOYS CLOVERLEAF..GIRLS EXPLODE THE WAVE..
SINGLE CIRCLE 3/4 TO AN OCEAN WAVE...
BOYS CIRCULATE..GIRLS TRADE..RECYCLE...
RIGHT & LEFT THRU..SINGLE CIRCLE TO A GRAND RIGHT & LEFT.....

ZERO BOX..SWING THRU..BOYS RUN..TAG THE LINE FACE IN....
BOYS SINGLE CIRCLE TO A WAVE THEN SINGLE HINGE...
GIRLS SINGLE CIRCLE 3/4 TO A MINI WAVE...(ck columns)
SINGLE FILE CIRCULATE..BOYS RUN..CTRS.SWING THRU..TURN THRU..LEFT ALLE...

ZERO LINE..PASS THRU..WHEEL & DEAL..
CTRS. SINGLE CIRCLE 3/4 TO A MINI WAVE..
OTHERS DIVIDE & TOUCH 1/4..SINGLE FILE CIRCULATE..
BOYS RUN...STAR THRU..PASS THRU..WHEEL & DEAL..ZOOM....
SQUARE THRU 3/4..LEFT ALLE..(zero box)


ZERO BOX..SWING THRU..BOYS RUN..TAG THE LINE...
GIRLS PARTNER TRADE..SINGLE CIRCLE 3/4 TO A WAVE...
BOYS TRADE..SCOOT BACK..GIRLS TRADE..SPIN CHAIN THE GEARS..
ALL 8 CIRCULATE..GIRLS TRADE..RECYCLE..LEFT ALLE... (zero box)

ZERO LINE..PASS THRU..WHEEL & DEAL..
CENTERS RIGHT & LEFT THRU & VEER LEFT..& CROSSFIRE...
THEN WALK & DODGE..PASS THE OCEAN..GRAND SWING THRU...
BOYS RUN RIGHT..WHEEL & DEAL...SLIDE THRU..LEFT ALLE..

ZERO LINE..SINGLE CIRCLE TO A WAVE..TRIPLE TRADE..
THE CENTER FOUR..RECYCLE & TOUCH 1/4..ENDS SINGLE HINGE..
SINGLE FILE CIRCULATE..TRADE & ROLL TO FACE...
RIGHT & LEFT THRU..DIXIE STYLE TO A LEFT ALLE....

ZERO LINE..RIGHT & LEFT THRU..DIXIE STYLE TO A WAVE..
TRADE THE WAVE..FAN THE TOP..EXPLODE THE WAVE..
PARTNER TRADE(quick)SINGLE CIRCLE TO A GRAND RIGHT & LEFT....

NOTES FOR CALLERS
JACK LASRY
1513 No. 46ty AV.
HOLLYWOOD, FL. 33021



FIRST CLASS MAIL

JERRY BENOIT
240 PINEVALLEY PLANTATION
BELCHERTOWN MA 01007

notes JACK A. LASRY 1513 N. 46th AVE. / HOLLYWOOD, FLORIDA 33021 / (305) 981-7788
FOR CALLERS

SEPT. & OCT. 1984

VIEWPOINT	41
CHOREO FOR DANCER IMPROVEMENT..CROSS FOLDS	41
CROSS FOLDS Cont.	42
MAINSTREAM Q.S...GRAND PARADE	43
COMBINING MAINSTREAM BASICS	43
DANCING MAINSTREAM	44
EXPLORING SCOOT BACK	45
SURPRISE GET OUTS AT THE PLUS LEVEL	46
NOVELTY TEA CUP CHAIN	46
EXPLORING EXPLODE & ANYTHING	47
DANCING THE PLUS PROGRAM...SOFT..	48
DANCING THE PLUS PROGRAM D B D.	49

VIEWPOINT:

The QS committees have been releasing there selections and both the Advanced & Plus committees have indicated NO NEW MOVES.....The Mainstream committee has made GRAND PARADE its selection. I don't know about you but I'm getting REAL TIRED of Grand Square variations as the Mainstream selection.....First Grand Spin & now Grand Parade.....Sure they are fun but not a steady diet.....

Well, how are your beginners classes? Smaller or larger then last year?? The time has come & gone, the word is out.....IT TAKES TO LONG TO LEARN HOW TO SQUARE DANCE.....I really don't know how to convince the nations callers that the first year of lessons & dancing should be geared to thr RECREATION of Square Dancing not to the few who seem to want it to be a full time hobby.....After the first year let the dancer make the choice but lets keep more new dancers dancing instead of rushing them on to the frustration point where we lose them fast.....

CHOREOGRAPHY FOR DANCER EDUCATION & IMPROVEMENT:

The Fold family is not a heavily used basic and it seem that CROSS FOLD is all but forgotten....Lets see what we can do with Cross Folds.....

Cross Fold can be called from several formations.....

1. Lines facing out....
2. Ocean Waves.
3. Two faced lines.
4. Three & one lines.
5. Inverted lines.

USING CROSS FOLD FROM LINES FACING OUT:

ZERO LINE..PASS THRU..WHEEL & DEAL..DOUBLE PASS THRU..
CENTERS IN..CAST OFF 3/4...PASS THRU..ENDS CROSS FOLD..
STAR THRU..PASS THRU..WHEEL & DEAL...ZOOM..
SQUARE THRU 3/4..PASS THRU..LEFT ALLE..

ZERO LINE..PASS THRU..ENDS CROSS FOLD..PASS THRU..
CENTERS SQUARE THRU 3/4...OUTSIDES U TURN BACK..
DO SA DO TO A WAVE..GIRLS TRADE..SWING THRU..TURN THRU..LEFT ALLE.

ZERO BOX...SWING THRU..BOYS RUN..TAG THE LINE IN....
PASS THRU..ENDS CROSS FOLD...PASS THRU...GIRLS SQUARE THRU FOUR..
BOYS CLOVERLEAF...STAR THRU...GIRLS CIRCULATE..BOYS TRADE..
WHEEL & DEAL..BOX THE GNAT...GRAND RIGHT & LEFT...

HEADS PASS THRU..SEPARATE AROUND ONE TO A LINE..
PASS THRU..CENTERS CROSS FOLD..SWING THRU..BOYS RUN..
WHEEL & DEAL..PASS TO THE CENTER..SQUARE THRU 3/4..LEFT ALLE...

ZERO LINE..PASS THRU..CENTERS CROSS FOLD...TOUCH 1/4..
CENTERS TRADE...SPLIT CIRCULATE..BOYS RUN...PASS THRU WHEEL & DEAL..
ZOOM...SQUARE THRU 3/4...PASS THRU...LEFT ALLE...

CROSS FOLD FROM OCEAN WAVES:

ZERO LINE..PASS THE OCEAN...SWING THRU..
ENDS(girls) CROSS FOLD...GRAND RIGHT & LEFT.....

ZERO LINE..PASS THE OCEAN..SWING THRU ..
GIRLS TRADE...BOYS TRADE...CENTERS (boys)CROSS FOLD...GRAND RIGHT & LEFT..

CROSS FOLD Cont.

CROSS FOLD FROM OCEAN WAVES:

ZERO LINE..RIGHT & LEFT THRU..DIXIE STYLE TO A WAVE...
GIRLS CROSS FOLD..STAR THRU...LINES UP & BACK..
CROSSTAIL THRU...LEFT ALLE....

CROSS FOLD FROM TWO FACED LINES:

ZERO BOX...SWING THRU..BOYS RUN..BOYS CROSS FOLD...
ALL STEP AHEAD TO A COLUMN...SINGLE FILE CIRCULATE...
BOYS RUN...SQUARE THRU 3/4...LEFT ALLE....

ZERO BOX...RIGHT & LEFT THRU..VEER LEFT...
COUPLES CIRCULATE..GIRLS CROSS FOLD....
BOYS STEP AHEAD...BOYS RUN RIGHT...
PASS THRU..TRADE BY...LEFT ALLE.....

CROSS FOLD FROM 3 & 1 LINES:

ZERO BOX...DO SA DO TO A WAVE...GIRLS TRADE..RECYCLE & VEER LEFT..
GIRLS WALK & DODGE....BOYS CROSS FOLD....
THOSE WHO CAN...STAR THRU...OTHER BOYS PUT CENTERS IN...
CAST OFF 3/4...LINES UP & BACK...PASS THRU..TAG THE LINE RIGHT..
COUPLES CIRCULATE..BOYS RUN...GRAND RIGHT & LEFT.....

ZERO LINE..PASS THE OCEAN..RECYCLE..VEER LEFT..COUPLES CIRCULATE...
TAG THE LINE RIGHT...BOYS WALK & DODGE....
GIRLS CROSS FOLD....THOSE WHO CAN STAR THRU..
THE OTHERS...PEEL OFF & BEND THE LINE...FERRIS WHEEL
CENTERS PASS THRU..U TURN BACK..STAR THRU..CROSSTAIL THRU..LEFT ALLE...

CROSS FOLD FROM INVERTED LINES:

HEADS SQUARE THRU FOUR...HEADS PUT CENTERS IN...CAST OFF 3/4...
ENDS CROSS FOLD...ZOOM...SQUARE THRU 3/4...LEFT ALLE...

HEADS SQUARE THRU FOUR...HEADS PUT CENTERS IN...CAST OFF 3/4..
ENDS CROSS FOLD...DOUBLE PASS THRU..LEAD COUPLE..PARTNER TRADE..LEFT ALLE...

HEADS PASS THRU..SEPARATE AROUND ONE TO A LINE...
PASS THRU..WHEEL & DEAL..GIRLS SQUARE THRU 3/4...
GIRLS PUT CENTERS IN..CAST 3/4...BOYS CROSS FOLD... ZOOM.....
BOYS SQUARE THRU 3/4..BOYS PUT CENTERS IN..CAST 3/4...
GIRLS CROSS FOLD....BOYS PASS THRU..TOUCH 1/4...
RECYCLE.....LEFT ALLE....

Keep in mind that Cross Fold is not a common mainstream basic....It will provide some variety in your choreography and could be a nice workshop figure.....

FIRST ANNOUNCEMENT REGARDING OUR 7 PERSON CALLERS SCHOOL FOR 1985.

THE DATES ARE: JUNE 15-19thThe school is for callers with at least three years experience and calling to clubs on a regular basis...As we only accept 7 callers for this individual attention school reservations are on a first come basis so if interested I suggest that you write quickly or better yet call me to get your name on the list..Tuition is \$200.00 per couple..... My Telephone No. 305-981-7788.... Note: We have been sold out every year since we started these Individual Attention Schools!!!!!!

THE MAINSTREAM QUARTERLY SELECTION FOR THE LAST QUARTER:

GRAND PARADE...Mort Simpson.

Grand Parade in another of the Grand Square variations.....It is a 64 beat figure starting and ending in a static square.....

The action: I will give it to you exactly as Callerlab has published it.....

HEADS STEP FORWARD TO A MOMENTARY WAVE; ENDS AND ADJACENT CENTERS WILL TURN HALF, NEW CENTERS TURN 3/4; EACH SIDE LADY NOW STEPS FORWARD TO HER RIGHT (to head position) TO BECOME THE PARTNER OF THE HEAD MAN NOW IN THAT POSITION WHILE THE SIDE MEN TAKE THE HEAD LADIES OUT OF THE CENTER WITH A COURTESY TURN; ALL NOW PROMENADE HALF WAY AROUND THE SET AND FACE IN. REPEAT ALL THIS ACTION AGAIN STARTING WITH THE HEADS. THE SIDES WILL REPEAT THE ACTION OF THE HEADS, WHILE THE HEADS DO THE ACTION OF THE SIDES AND REPEAT ALL THOSE ACTION AGAIN...THE TOTAL ACTION IS A FOUR TIMES THROUGH ROUTINE....

TEACHING HINTS. Advise the dancers that after the first routine, the head gents will be home but the side gents will be opposite. After the second routine, all gents will be home. Similarly, the first time the sides start the action, the side gents will be home but the head gents will be opposite. After four times through, all dancers will be at their original starting position. also, please note that each man will dance with one lady twice and not with one lady at all during the four routines. Please note that this is a workshop figure and not necessarily one which all dancers will commit to memory. Since the routine requires a courtesy turn, callers are reminded that this is suitable only for normal squares with the lady on the gents right side or the gent on the lady's left side.

No dancing examples are listed since this is a home to home routine...This works best if started on the musical phrase....

End of Callerlab press release.....

My opinion is that we just finished with GRAND SPIN, why another Grand Square variation.....SOMEBODY MUST REALLY LIKE THEM ???????

The figure is nice but is it a long lasting selection.....

COMBINING MAINSTREAM BASICS: Scoot Back...Centers trade..Single Hinge.....

ZERO BOX..TOUCH 1/4...SCOOT BACK...CENTERS TRADE..

SINGLE HINGE..CENTERS CIRCULATE..ALL 8 CIRCULATE..

BOYS RUN....SLIDE THRU..SQUARE THRU 3/4...LEFT ALLE...

ZERO LINE...PASS THE OCEAN...SCOOT BACK..CENTERS TRADE..SINGLE HINGE..

BOYS RUN RIGHT...RIGHT & LEFT THRU..FLUTTER WHEEL..SWEEP 1/4..

SWING THRU..TURN THRU..LEFT ALLE....

ZERO BOX...SWING THRU...SCOOT BACK..CENTERS TRADE..SINGLE HINGE..

WALK & DODGE..PARTNER TRADE..RIGHT & LEFT THRU..

DIXIE STYLE TO A WAVE...GIRLS TRADE..BOYS TRADE..LEFT ALLE...

HEADS SQUARE THRU FOUR...SIDES ROLLAWAY 1/2 SASHAY...

DO SA DO TO A WAVE...SCOOT BACK..CENTERS TRADE..SINGLE HINGE.

BALANCE.....RECYCLE...PASS THRU..TRADE BY..LEFT ALLE...

Planning to attend the Callerlab Convention in Phoenix?.....Should be a very good convention as the program places emphasis on the quality of calling & smooth dancing.. See You There.....

DANCING MAINSTREAM:

ZERO BOX...DO SA DO TO A WAVE...ALL 8 CIRCULATE...
BOYS RUN...BOYS TRADE...BOYS RUN...
SWING THRU...BOYS RUN...BEND THE LINE..
RIGHT & LEFT THRU...STAR THRU...PASS THRU...
TRADE BY...LEFT ALLE....

HEADS RIGHT & LEFT THRU...FLUTTER WHEEL & SWEEP 1/4 ..
CENTERS PASS THRU...ALL SPIN THE TOP...BOYS RUN...BEND THE LINE..
RIGHT & LEFT THRU...VEER LEFT...GIRLS TRADE...COUPLES CIRCULATE..
WHEEL & DEAL...SLIDE THRU...SQUARE THRU 3/4...LEFT ALLE..

HEADS SPIN THE TOP...TURN THRU...CIRCLE TO A LINE....
CENTERS FOUR...SPIN THE TOP..WHILE THE ENDS STAR THRU...
CENTERS STEP THRU....DO SA DO TO A WAVE,..
SWING THRU...BOYS RUN...BEND THE LINE..
STAR THRU...PASS THRU..U TURN BACK...
PASS THRU..GRAND RIGHT & LEFT....

HEADS RIGHT & LEFT THRU..ROLLAWAY 1/2 SASHAY...CIRCLE EIGHT..
FOUR GIRLS...SQUARE THRU FOUR...ALL PASS THRU..
TRADE BY...DO SA DO TO A WAVE...BOYS RUN RIGHT..
STAR THRU..PASS THRU..TRADE BY..SQUARE THRU 3/4..LEFT ALLE...

ZERO LINE...PASS THRU..WHEEL & DEAL..DOUBLE PASS THRU..
PEEL OFF...TOUCH 1/4...SINGLE FILE CIRCULATE..
GIRLS...WALK & DODGE...THOSE WHO CAN STAR THRU...
OTHERS FACE IN....RIGHT & LEFT THRU..FLUTTER WHEEL..
CROSSTAIL THRU...LEFT ALLE....

HEADS STAR THRU..DOUBLE PASS THRU...PEEL OFF...
TOUCH 1/4...ALL 8 CIRCULATE..GIRLS WALK & DODGE...
THOSE WHO CAN STAR THRU...OTHERS FACE IN....
RIGHT & LEFT THRU..DIXIE STYLE TO A WAVE...
BOYS...SCOOT BACK...BOYS CROSS RUN...RECYCLE...
PASS TO THE CENTER...SQUARE THRU 3/4...LEFT ALLE..

ZERO BOX...DO SA DO TO A WAVE...SINGLE HINGE...
CENTERS TRADE...SPLIT CIRCULATE...SINGLE HINGE...BALANCE...
SCOOT BACK...BOYS RUN...SQUARE THRU 3/4...
COURTESY TURN THE GIRL...LADIES LEAD..DIXIE STYLE TO A WAVE..
LEFT ALLE.....

ZERO LINE...PASS THRU ..WHEEL & DEAL...
CENTERS TOUCH 1/4...Then...WALK & DODGE...TO A CLOVERLEAF..
NEW CENTERS SQUARE THRU 3/4...
DO SA DO TO A WAVE...SPIN THE TOP..BOYS RUN...
each four...1/2 TAG THE LINE (check your columns)
ALL 8 CIRCULATE...BOYS RUN...PASS THRU..U TURN BACK..GRAND RIGHT & LEFT

HEADS SPIN THE TOP...TO A SINGLE HINGE...
THEN WALK & DODGE TO A CLOVERLEAF...
DOUBLE PASS THRU...CENTERS IN..CAST OFF 3/4...
RIGHT & LEFT THRU...1/2 SQUARE THRU..TRADE BY...LEFT ALLE....

There is a real need for Mainstream Dancing, but in many places it just has died and
all the dancers move right from class to Plus workshops.....What a real shame...

ARE YOU GETTING FULL USE OUT OF SCOOTBACK?

Very often the only place some dancers hear the call Scootback is after a touch 1/4 from a zero box.....The call has alot more going for it if you will explore the many ways to insert scootback into your dance program.....

First the dancers must have an understanding of how to recognize which part they play in the scootback action.....Simply stated the IN facing dancers will always step ahead do a turn thru then return to replace the adjacent outfacing dancer and end facing out. Meanwhile the outfacing dancer will run into the adjacent in facing dancers position.. The "run" is often reffered to a flip or roll over action....The key is for the infacers to accept the fact that they MUST step forward into the center of the set and with the on coming dancer from the other wave do the turn thru action....I often say to those learning the call that the infacers ...STEP...TURN...& RETURN.....

BASIC FORMATION FOR SCOOT BACK:

1. Zero Box...Touch 1/4...
2. The single or one box formation.
3. Parallel ocean waves...
4. The single box as centers of right handed two faced line & centers of Dixie style waves.

DANCING THE FOUR BASIC SCOOT BACK POSITIONS:

Formation number 2, the single box.

ZERO LINE...PASS THRU..WHEEL & DEAL...CENTERS TOUCH 1/4..
CENTERS SCOOT BACK..BOYS RUN...STAR THRU...ZOOM..
NEW CENTERS TOUCH 1/4..SCOOT BACK...BOYS RUN..STAR THRU..ZOOM..
CENTERS SWING THRU..TURN THRU..LEFT ALLE...

HEADS PASS THRU..SEPARATE AROUND ONE TO A LINE...
PASS THRU..WHEEL & DEAL...GIRLS TOUCH 1/4..SCOOT BACK..
GIRLS WALK & DODGE TO A CLOVERLEAF..BOYS TOUCH 1/4..
SCOOT BACK...BOYS WALK & DODGE TO A CLOVERLEAF.....
GIRLS PASS THRU...TOUCH 1/4...BOYS TRADE..BOYS RUN..
BEND THE LINE..SLIDE THRU..LEFT ALLE..

Formation number 3, parallel ocean waves.

ZERO BOX..DOSA DO TO A WAVE...SCOOT BACK..BOYS TRADE..
SCOOT BACK..GIRLS TRADE..SWING THRU..BOYS RUN..
WHEEL & DEAL...PASS TO THE CENTER..SQUARE THRU 3/4..LEFT ALLE...

ZERO LINE..PASS THE OCEAN...SCOOT BACK..GIRLS CIRCULATE..BOYS TRADE..
SCOOT BACK...BOYS CIRCULATE..GIRLS TRADE..
ALL 8 CIRCULATE..RECYCLE...SWING THRU..TURN THRU..LEFT ALLE....

Formation number 4.

ZERO BOX..RIGHT & LEFT THRU..VEER LEFT...GIRLS TRADE..
GIRLS SCOOT BACK...GIRLS CROSS RUN....
BOYS TRADE...BOYS SCOOT BACK..BOYS CROSS RUN..
WHEEL & DEAL...PASS TO THE CENTER..SQUARE THRU 3/4..LEFT ALLE..

ZERO LINE..RIGHT & LEFT THRU..DIXIE STYLE TO A WAVE..
BOYS SCOOT BACK..LEFT SWING THRU...GIRLS SCOOT BACK..
GIRLS TRADE..GIRLS CROSS FOLD....GRAND RIGHT & LEFT...

Thinking about a new mike??? I have a supply on hand of the J.L.100 mikes...They have really become the Callers best friend....Write for information..

THE PLUS PROGRAM:

SOME GET OUTS WITH A LITTLE SURPRISE:

ZERO LINE...ENDS STAR THRU & CALIF. TWIRL AS THE CENTERS TOUCH 1/4
& THOSE GIRLS RUN...ALL CLOVERLEAF...LEFT ALLE...

ZERO LINE...RIGHT & LEFT THRU...ROLLAWAY 1/2 SASHAY..
TOUCH 1/4...TRIPLE SCOOT...GIRLS RUN...GRAND RIGHT & LEFT...

ZERO LINE...SWING THRU...GIRLS FOLD...PEEL THE TOP..
BOX THE GNAT...GRAND RIGHT & LEFT...

ZERO LINE...PASS THE OCEAN...GIRLS TRADE...SCOOT BACK..
BOYS RUN...BEND THE LINE...DO SA DO TO A WAVE...BOYS FOLD..
PEEL THE TOP...GRAND RIGHT & LEFT...

ZERO LINE...RIGHT & LEFT THRU...DIXIE STYLE TO A WAVE... BALANCE.....
LEFT SWING THRU...TRADE THE WAVE...GRAND RIGHT & LEFT...

ZERO LINE...RIGHT & LEFT THRU...PASS THE OCEAN..
SPIN CHAIN THE GEARS...BOYS RUN...PROMENADE HOME....

HEAD LADIES CHAIN TO THE RIGHT...NEW SIDE LADIES CHAIN ACROSS..
HEADS SQUARE THRU FOUR...SINGLE CIRCLE TO A GRAND RIGHT & LEFT..

ZERO LINE...PASS THE OCEAN...LADIES TRADE..
RECYCLE...RIGHT & LEFT THRU...PASS THRU...CHASE RIGHT..
TRIPLE SCOOT...GIRLS RUN...GRAND RIGHT & LEFT...

ZERO BOX...SWING THRU...GIRLS CIRCULATE...BOYS TRADE..
BOYS RUN...GIRLS CAST OFF 3/4...FLIP THE DIAMOND..
GRAND RIGHT & LEFT...

HAVE YOU TRIED THE TEA CUP CHAIN FROM LINES FACING ?

It is possible and provides some variety to the Tea Cup....May need a quick look
but then it loses its surprise.....

I like to start with the head ladies on the end of the line so it is best to have the
sides lead right & circle to a line which sets up a zero line with the head ladies on
the ends....The men will as usual remain basically in the line as the girls work in the
center as usual. The two head ladies will move diagonally to meet in the center for
the 3/4 star as the side ladies move to the man on their right...As the figure progresses
it looks and feels like a normal Tea Cup but the ending position reforms the line facing
in the same as it started.....

ZERO LINE...(heads lead right)...RIGHT & LEFT THRU..
PASS THRU...BEND THE LINE...HEAD LADIES CENTER ..TEA CUP CHAIN...ETC
LINES GO UP & BACK...SLIDE THRU...SQUARE THRU 3/4...LEFT ALLE...

Next try it with the head ladies in the center of the line & the side lady on the ends..
It will keep the dancer thinking and may even provide a few chuckles as they work
it out.....

With a large percentage of the clubs dancing the PLUS program it is always fun to
explore just what can be choreographed using the plus basics without pushing on to
advanced to soon of if at all.....

THE PLUS PROGRAM:

EXPLORE EXPLODE AND

The basic Explode & provides the caller with the opportunity for lots of variety as well as keeping the dancer listening to the entire call and not anticipating that is will be an Explode the Wave....Lets explore...

EXPLODE &FROM PARALLEL OCEAN WAVES.

Some basics that will SMOOTHLY follow explode&....

- | | |
|---------------------------|---|
| 1. Do sa do. | 12. Swing thru. |
| 2. Allemande left. | 13. Touch 1/4 |
| 3. Roll. | 14. Turn thru. |
| 4. Right/left hand stars. | 15. Spin the top. |
| 5. Pass thru. | 16. Boy walk girl dodge/Girl walk boy dodge. |
| 6. Right & left thru. | 17. Curlique. |
| 7. Star thru. | 18. Fan the top. |
| 8. Square thru.. | 19. Slide thru. |
| 9. Cross trail thru. | 20. Load the boat. |
| 10. Box the gnat. | 21. Single circle to a wave....& 3/4 to a wave. |
| 11. Pass the ocean. | 22. Turn & left thru. |

EXPLODE & FROM END TO END OCEAN WAVES:

- | | |
|-----------------------------|--|
| 1. Circle left/right.. | 16. Touch 1/4. |
| 2. Circle to a line. | 17. Turn thru. |
| 3. Do sa do. | 18. Eight chain thru. |
| 4. Allemande left. | 19. Pass to the center. |
| 5. Right & left thru. | 20. Slide thru. |
| 6. Grand right & left. | 21. Spin chain thru. |
| 7. Right & left hand stars. | 22. Curlique. |
| 8. Star thru. | 23. Fan the top. |
| 9. Square thru. | 24. Relay the deucey. |
| 10. Calif. twirl | 25. Single circle to a wave/3/4 to a wave. |
| 11. Dive thru. | 26. Spin chain the gears. |
| 12. Box the gnat. | 27. Turn & left thru. |
| 13. Pass the ocean. | 28. Roll. |
| 14. Swing thru. | |
| 15. Touch 1/4. | |

DANCING SOME EXPLODE & ANYTHING FIGURES:

ZERO BOX..DO SA DO TO A WAVE..EXPLODE & LOAD THE BOAT..
PASS THE OCEAN.. EXPLODE & LEFT ALLE.....

HEADS LEAD RIGHT..DO SA DO TO A WAVE...FAN THE TOP..
EXPLODE & BOX THE GNAT..GRAND RIGHT & LEFT..

ZERO LINE..SWING THRU..BOYS TRADE..
EXPLODE & GRAND RIGHT & LEFT..

ZERO LINE..PASS THE OCEAN..SWING THRU..
EXPLODE & TURN & LEFT THRU...DIXIE STYLE TO A WAVE..
BOYS CROSS RUN..SWING THRU...TURN THRU..LEFT ALLE..

HEADS RIGHT & LEFT THRU..PASS THE OCEAN..
EXPLODE & LEFT ALLE..

DANCING THE PLUS PROGRAM...STANDARD POSITION.....

Have you added the term 1/4 more to a right & left thru lately?.....This is a nice addition to the action but it really indicates that the courtesy turn portion of the right and left thru is continued 1/4 more from the normal ending position....Facing lines will become Two Faced Lines and eight chain thru formations will become tidal Two Faced Lines.....The addition of the 1/4 more will also fit nicely with a TURN & LEFT THRU...& 1/4 more with the same ending results.....L work a few!!!!

ZERO LINE...RIGHT & LEFT THRU & 1/4 MORE...LADIES TRADE...
FERRIS WHEEL...DOUBLE PASS THRU..TRACK II....
RECYCLE...SWING THRU..TURN THRU...LEFT ALLE...

ZERO BOX...RIGHT & LEFT THRU & 1/4 MORE...TRIPLE TRADE..
COUPLES HINGE...COUPLES CIRCULATE...BEND THE LINE..
RIGHT & LEFT THRU & 1/4 MORE...GIRLS HINGE.....
FLIP THE DIAMOND...GIRLS TRADE...BOYS TRADE..
TURN THRU...LEFT ALLE....

HEADS PASS THRU...SEPARATE AROUND ONE TO A LINE...
ENDS LOAD THE BOAT...CENTERS RIGHT & LEFT THRU & 1/4 MORE..
CENTERS CROSSFIRE...WALK & DODGE...TOUCH 1/4..
WALK & DODGE...PARTNER TRADE...STAR THRU..
PASS THRU...TRADE BY...SQUARE THRU 3/4...LEFT ALLE.....

ZERO LINE...RIGHT & LEFT THRU...ROLLAWAY 1/2 SASHAY..
TURN & LEFT THRU & 1/4 MORE...GIRLS CROSS RUN..
TAG THE LINE RIGHT...WHEEL & DEAL...SQUARE THRU 3/4...LEFT ALLE.....

ZERO BOX...DO SA DO TOA WAVE...EXPLODE & RIGHT & LEFT THRU & 1/4 MORE..
GIRLS CROSS RUN...BOYS HINGE...DIAMOND CIRCULATE..
VERY CENTER GIRLS TRADE...DIAMOND CIRCULATE..
FLIP THE DIAMOND...RECYCLE...PASS THRU..
U TURN BACK...GRAND RIGHT & LEFT..

ZERO LINE...CENTERS TURN & LEFT THRU....THEN DIXIE STYLE TO A WAVE..
NOW TRADE THE WAVE AS THE ENDS STAR THRU....
PING PONG CIRCULATE...EXTEND TO A WAVE...LADIES TRADE..
RECYCLE & VEER LEFT...COUPLES HINGE...TRIPLE TRADE..
BOYS RUN RIGHT...TRIPLE TRADE...BOYS RUN RIGHT..
WHEEL & DEAL...STAR THRU..PASS THRU..TRADE BY..LEFT ALLE....

ZERO LINE...RIGHT & LEFT THRU...DIXIE STYLE YO A WAVE..
GIRLS CIRCULATE...BOYS TRADE...TRADE THE WAVE..
SPIN CHAIN THE GEARS...SWING THRU..
GIRLS FOLD...PEEL THE TOP...RIGHT & LEFT THRU..
SLIDE THRU...LEFT ALLE.....

ZERO LINE...PASS THRU...WHEEL & DEAL...DOUBLE PASS THRU..
PEEL OFF...& TAG THE LINE...TRACK II....
RELAY THE DEUCEY...SWING THRU...GIRLS CIRCULATE...BOYS TRADE..
BOYS RUN...FERRIS WHEEL...ZOOM...DIXIE GRAND...LEFT ALLE...

ZERO LINE...STAR THRU...PASS THRU...TRADE BY..
SWING THRU...BOYS RUN...TAG THE LINE RIGHT RIGHT..
BOYS CROSS RUN...CROSS FIRE...COORDINATE..
BEND THE LINE...SQUARE THRU FOUR...TRADE BY..LEFT ALLE...

DANCING THE PLUS PROGRAM.... D.B.D.

ZERO LINE...PASS THRU...TAG THE LINE RIGHT...
FERRIS WHEEL & SPREAD...CENTERS SQUARE THRU FOUR...
ENDS CURLIQUE...CENTERS IN...CAST OFF 3/4...(nots the cast off is a little odd)
BOYS..FERRIS WHEEL...GIRLS RECYCLE...BOYS STEP TO A WAVE...
BOYS EXPLODE THE WAVE...& SEPARATE AROUND ONE TO A LINE..
PASS THRU...TAG THE LINE RIGHT...COUPLES CIRCULATE...
BEND THE LINE...LOAD THE BOAT...SQUARE THRU 3/4..LEFT ALLE..

HEADS PASS THRU..SEPARATE AROUND ONE TO A LINE...
PASS THRU..TAG THE LINE RIGHT...COUPLES CIRCULATE..
COUPLES HINGE...TRIPLE TRADE...COUPLES HINGE..
COUPLES CIRCULATE...CENTERS TRADE....BEND THE LINE...
CENTERS SQUARE THRU FOUR..ENDS STAR THRU..
PASS THRU....LEFT ALLE....

HEADS ROLLAWAY 1/2 SASHAY..CIRCLE EIGHT...
BOYS TOUCH 1/4 & SPREAD...(girls squeeze in)
GIRLS PASS THE OCEAN (ck diamonds)
DIAMOND CIRCULATE...FLIP THE DIAMOND..
SPIN CHAIN THE GEARS....ALL EIGHT CIRCULATE...
SWING THRU..RECYCLE...SQUARE THRU..ON THE THIRD HAND..GR. RIGHT & LEFT.

HEADS ROLLAWAY..CIRCLE EIGHT...GIRLS TOUCH 1/4 & SPREAD...
BOYS PASS THE OCEAN...BOYS SWING THRU...GIRLS CIRCULATE ONCE...
DIAMOND CIRCULATE...FLIP THE DIAMOND...GRAND RIGHT & LEFT...

ZERO BOX..SWING THRU...BOYS RUN...1/2 TAG THE LINE..
SCOOT BACK...EXTEND....GIRLS SWING THRU..BOYS FACE RIGHT..(diamonds)
DIAMOND CIRCULATE...FLIP THE DIAMOND...
SWING THRU...GIRLS FOLD...PEEL THE TOP...
RIGHT & LEFT THRU..FLUTTER WHEEL....
SPIN THE TOP....GRAND RIGHT & LEFT.....

ZERO BOX....DO SA DO TO A WAVE...ALL 8 CIRCULATE..
BOYS CIRCULATE 1/2 MORE....GIRLS CAST OFF 3/4...
THE WAVE OF SIX...SWING THRU...THEN CAST OFF 3/4....
THE COLUMN OF SIX...CIRCULATE....THE NEW CENTER FOUR IN YOUR
TWO FACED LINE WHEEL & DEAL...THE OUTSIDE BOYS RUN RIGHT..
DOUBLE PASS THRU...LEAD PAIR.. PARTNER TRADE...SQUARE THRU 3/4..LEFT ALLE.

Using a Crossfire followed by a spread from the 1/4 TAG TWO FACED LINE will smoothly formsome 3 & 1 lines but the choreo. will be PLUS..... As the centers complete the crossfire they will spread apart as the outside couples squeeze in.....

ZERO BOX...RIGHT & LEFT THRU..VEER LEFT..FERRIS WHEEL..CENTERS VEER LEFT....
CENTERS CROSSFIRE & SPREAD...(3 & 1 lines)ENDS CIRCULATE..CENTERS
PASS THRU (or all 8 circ)..CENTERS RUN...
NEW CENTERS TRADE...& WALK & DODGE...CENTERS RUN...
LINES UP & BACK...STAR THRU..CLOVERLEAF..ZOOM...
SWING THRU..TURN THRU...LEFT ALLE...

HEADS PASS THE OCEAN..RECYCLE & VEER LEFT....
CROSSFIRE & SPREAD....ALL 8 CIRCULATE...ENDS CROSS FOLD..
THOSE WHO CAN STAR THRU...OTHERS FACE IN...LINES UP & BACK..
RIGHT & LEFT THRU...SLIDE THRU..SWING THRU..TURN THRU..LEFT ALLE....

SPECIAL NOTE: Last month (aug.) in the A-II section where I was reporting the ~~HOURLASS~~ formationThe section Flip the Diamond....Should read FLIP THE HOURLASS. The paragraph needs to be corrected in the following manner...

The Flip the Hourglass is the most popular hourglass get out..From the Hourglass formation the centers (the diamond dancers) will do one basic Hourglass circulate while the points of the H/G flip exactly the same way as the points of a diamond would flip....The ending formation from the following H/G will be parallel ocean waves. Note: have the points look at each other and see the similarity to the points of normal diamonds and flip in the same way.....

I'm really not sure how I made this error, in thinking about it it could have been my attempt to show the similarity of Flip The H/G to a Flip the Diamond and it carried over into my writing.....I hope you will make the correction in your notes and that my error has not caused you any problems.....

The advanced QS committee from Callerlab has announced no QS selection for the last quarter...Nothing really suitable was available.....Good opportunity for all of us to explore some of the advanced basics from additional dancer positions and formations.....

THE ADVANCED I PROGRAM:

EXPLORING TURN & DEAL...

Turn & Deal at the advanced level can be a very interesting way to arrange the dancers in new formations.....

USING TURN & DEAL FROM:

Left handed two faced lines.....

The left handed two faced line after a turn & deal becomes a TRADE BY FORMATION... The rules of the basic make this possible.....The dancers will all 1/4 LEFT then move forward passing Right Shoulders (the rule in any TAG) then they must 1/4 LEFT again leaving the set in a Trade By Formation....

ZERO BOX...SWING THRU..BOYS RUN...TAG THE LINE LEFT..
COUPLES CIRCULATE...TURN & DEAL..
TRADE BY...PASS THE OCEAN..LOCKIT..EXPLODE & LEFT ALLE....

ZERO BOX...WAVE....GIRLS RUN...TAG THE LINE LEFT..
COUPLES CIRCULATE...TURN & DEAL..
CENTERS SQUARE THRU 3/4...CENTERS IN..CAST OFF 3/4...
PASS THRU..TAG THE LINE LEFT...CROSSOVER CIRCULATE..
LEFT ROLL TO AN OCEAN WAVE...(left handed wave)..
TRADE THE WAVE..BOYS RUN...PASS THE OCEAN..
RECYCLE...PASS THRU..TRADE BY..LEFT ALLE.....

Some creative choreo. using the left handed Turn & Deal...

HEADS SQUARE THRU FOUR..SIDES 1/2 SASHAY..
SWING THRU..SPIN THE TOP...GIRLS FOLD BEHIND THE BOYS..
ALL EXTEND...(girls in the center have a left handed two faced line, boys are facing out and extended from the center)
GIRLS TURN & DEAL...BOYS TURN & DEAL ALONE ON THE OUTSIDE
ALL STAR THRU..BOYS TRADE...FERRIS WHEEL..
SQUARE THRU 3/4...LEFT ALLE...

LEFT HANDED TURN & DEAL Cont.

ZERO BOX..RIGHT & LEFT THRU..VEER LEFT...
COUPLES HINGE..TRIPLE TRADE...CENTER FOUR..TURN & DEAL...
THEN TO THE LEFT CHASE..& THE OUTSIDES PARTNER HINGE & ROLL
GIRLS ONLY CROSSOVER CIRCULATE..STEP & SLIDE..
OUTSIDERS PARTNER TRADE...CENTER BOYS RUN...
ALL PASS THRU..GRAND RIGHT & LEFT...

Turn & Deal from 3 & 1 Lines.

The use of Turn & Deal from 3 & 1 lines really opens up the formation changes.
Stick to the rules of the turn & deal and with a little help all will fall in place...
There are so many 3 & 1 line set ups that I really don't think it is necessary to
show examples of each formation, so here are a few to give you the idea.....

ZERO BOX..RIGHT & LEFT THRU...VEER LEFT..COUPLES CIRCULATE..
GIRLS WALK & DODGE..GIRLS RUN.....TURN & DEAL....
THOSE WHO CAN...TOUCH 1/4 & ROLL...
CENTERS IN...STEP & SLIDE..GIRLS WALK & DODGE...BOYS..PARTNER TRADE
& ROLL...BOYS LOAD THE BOAT...GIRLS PARTNER HINGE & LOCKIT...
EXTEND...FOLLOW YOUR NEIGHBOR...LEFT ALLE.....

ZERO LINE..RIGHT & LEFT THRU..DIXIE STYLE TO A WAVE...
BOYS WALK & DODGE.....TURN & DEAL....
CENTERS PASS THRU..ALL PARTNER TRADE & ROLL...
CENTERS SQUARE THRU FOUR...ENDS SLIDE THRU...
PASS TO THE CTR. SQUARE THRU 3/4..LEFT ALLE...

Turn & Deal from left handed waves;

From left handed waves a Turn & Deal will set up columns....Again be sure to follow
the rules as some centers will want to pass left shoulders so I often use a centers
trade into the turn & deal action and it helps.....

ZERO LINE..RIGHT & LEFT THRU..DIXIE STYLE TO A WAVE..
BOYS TRADE..TURN & DEAL...(ck. columns)
TRANSFER THE COLUMN..CENTERS TRADE...BOYS FOLD...
GIRLS SQUARE THRU 3/4...PASS THRU..ARKY ALLE....SWING MOTHER..PROM...

ZERO LINE..PASS THE OCEAN..RECYCLE & VEER LEFT..
CROSSOVER CIRCULATE...GIRLS RUN..GIRLS TRADE..
TURN & DEAL...GIRLS RUN...SQUARE THRU 3/4..LEFT ALLE...

ZERO LINE..RIGHT & LEFT THRU..DIXIE STYLE TO A WAVE..
LOCKIT...CENTER FOUR...TURN & DEAL...& FOLLOW YOUR NEIGHBOR..
OUTSIDERS.. WITH A LEFT SINGLE HINGE...& THE BOY RUN..EXTEND
(left hand wave) TRADE THE WAVE..EXTEND...GRAND RIGHT & LEFT..

NOTE: The turn & deal from LEFT HANDED waves seems to be alot smoother
then from right handed waves.....If your waves are formed with a stagger rather then
a "line" this also can provide the turn & deal right shoulder tag portion with
some dancer problems....work with this actin as a workshop learning situation
and once mastered, which really will not be so difficult for experienced dancers
you will be able to add to the creative choreo portion of your dance...

With Callerlab recognizing the A-1 plateau it will give the newer advanced dancers
the opportunity to dance for a year or so and get their feet on the ground before
considering the A-II program.....

DANCING THE A-1 PROGRAM:

ZERO BOX...SWING THRU...BOYS RUN...CROSSOVER CIRCULATE..
TURN & DEAL...STAR THRU...PASS THRU...WHEEL & DEAL..
DOUBLE PASS THRU...CENTERS IN...EXPLODE & CURLIQUE..
TRANSFER THE COLUMN...FOLLOW YOUR NEIGHBOR & SPREAD..
BOYS RUN...WHEEL & DEAL...LEFT ALLE..

HEADS PASS THRU...U TURN BACK...SPLIT SQUARE THRU FOUR..
TRADE BY...RIGHT & LEFT THRU...VEER LEFT..
CROSSOVER CIRCULATE...TURN & DEAL...STAR THRU....
PASS THRU... U TURN BACK & ROLL...GRAND RIGHT & LEFT

ZERO LINE...PASS THE OCEAN...BOYS RUN...BOYS TRADE..
CAST THE SHADOW...BOYS TRADE...BOYS RUN...CROSSOVER CIRCULATE..
TURN & DEAL...STAR THRU...PASS THRU...BOYS RUN..
FOLLOW YOUR NEIGHBOR...LEFT ALLE....

HEADS SQUARE CHAIN THRU...CIRCLE TO A LINE...
PASS THRU...WHEEL & DEAL...DOUBLE PASS THRU...HORSESHOE TURN..
TOUCH 1/4...FOLLOW YOUR NEIGHBOR & SPREAD...
BOYS RUN...CAST THE SHADOW...ACEY DEUCY...BOYS RUN...
COUPLES CIRCULATE...TURN & DEAL...GRAND RIGHT & LEFT..

ZERO LINE...PASS THRU...WHEEL & DEAL...DOUBLE PASS THRU..
CENTERS IN...EXPLODE THE LINE...TAG THE LINE RIGHT...
CROSSOVER CIRCULATE...TURN & DEAL & ROLL(left handed waves)
TRADE THE WAVE & LOCKIT...BOYS RUN TRIPLE TRADE...
TURN & DEAL...BOX THE GNAT...RIGHT & LEFT THRU...SLIDE THRU...LEFT ALLE...

ZERO LINE...RIGHT & LEFT THRU...DIXIE STYLE TO A WAVE...
LOCKIT...TRADE THE WAVE TO A CURLIQUE...
ALL 8 CIRCULATE...CENTERS TRADE...TRANSFER THE COLUMN...
SPLIT CIRCULATE...BOYS RUN...SLIDE THRU...LEFT ALLE...

HEADS PASS THRU...SEPARATE AROUND ONE TO A LINE..
PASS THRU...TURN & DEAL...GIRLS SQUARE THRU 3/4...
DO SA DO TOA WAVE...SCOOT BACK...BOYS RUN...
PASS THRU...WHEEL & DEAL...ZOOM...
CENTERS MAKE A WAVE...CHAIN REACTION....
BOYS RUN...WHEEL & DEAL...LEFT ALLE.....

HEADS WHEEL THRU & ROLL...SIDES DIVIDE & TOUCH 1/4...
TRANSFER THE COLUMN...TRADE THE WAVE...BOYS ONLY...
CROSSOVER CIRCULATE...PARTNER TRADE & ROLL...
SQUARE THRU...ON THE THIRD HAND...GRAND RIGHT & LEFT...

HEADS DOUBLE STAR THRU...CLOVERLEAF..
SIDES TRIPLE STAR THRU...CHAS RIGHT...
1/4 THRU...RECYCLE...LEFT ALLE....

HEADS DOUBLE STAR THRU...CLOVERLEAF...
SIDES TRIPLE STAR THRU...CHASE RIGHT...3/4 THRU...
BOYS RUN...TURN & DEAL...PASS THRU...GRAND RIGHT & LEFT..

HEADS PASS THE OCEAN...CHAIN REACTION...
1/4 THRU...FOLLOW YOUR NEIGHBOR & SPREAD...
SPLIT CIRCULATE...RECYCLE...SWING THRU...GRAND RIGHT & LEFT..

THE ADVANCED PROGRAM: The continued teaching and drilling of the A-II Calls.

PASS THE SEA:

Starting Formation: Facing Couples.

The Action: Dancers will pass thru then 1/4 turn to face partner & step into a LEFT handed ocean wave.

Pass the Sea is a variation of Pass The Ocean and allows you a quick and easy set up to left handed waves...Note for some reason when started from a 1/2 sashayed couple some dancers seem to have problems..look for them !

Dancing Pass the Sea; Basic drill & get acquainted figures.

ZERO LINE...PASS THE SEA...TRADE THE WAVE...
RECYCLE...SWING THRU...TURN THRU...LEFT ALLE...

ZERO LINE...RIGHT & LEFT THRU...ROLLAWAY 1/2 SASHAY..
PASS THE SEA...GIRLS CROSS RUN...BOYS RUN RIGHT..
TURN & DEAL...GRAND RIGHT & LEFT...

ZERO LINE...PASS THRU...WHEEL & DEAL & SPREAD...
PASS THE SEA...CENTERS CROSS RUN...SPLIT CIRCULATE..
GIRLS TRADE...LEFT ALLE....

DANCING THE CALL PASS THE SEA MIXED WITH A-I BASICS.

ZERO BOX...CENTERS IN...EXPLODE & PASS THE SEA...
BOYS WALK & DODGE...EXPLODE THE LINE...BEND THE LINE..
PASS THE SEA...TRADE THE WAVE...BOYS RUN...LEFT ALLE....

ZERO LINE...PASS THRU...WHEEL & DEAL...
CENTERS PASS THE SEA...OTHERS DIVIDE & SLIDE THRU...
CENTERS LOCKIT & WITH A LEFT SINGLE HINGE TO A WALK & DODGE...
ALL PASS IN...CENTERS PASS THRU...U TURN BACK..
ENDS STAR THRU...CENTERS LEFT WHEEL THRU...PASS THE OCEAN...
LOCKIT...SWING THRU...GRAND RIGHT & LEFT....

ZERO BOX...RIGHT & LEFT THRU...VEER LEFT..
CROSSOVER CIRCULATE...TURN & DEAL...PASS THE SEA..
CENTER FOUR...LEFT SWING THRU...GRAND LEFT SWING THRU...
GIRLS TRADE THE WAVE & GIRLS SINGLE HINGE... WALK & DODGE...
BOYS WITH A LEFT SINGLE HINGE...& THE OUTFACING BOY RUN...
PASS THRU...TRADE BY...PASS THRU 1/4 IN...PASS THE SEA..
GIRLS RUN & ROLL...BOYS 1/4 IN...GRAND RIGHT & LEFT...

ZERO LINE...WHEEL THRU...CLOVER & PASS THE SEA...
CENTERS TRADE THE WAVE...CHAIN REACTION...BOYS RUN...
ACEY DEUCY...WHEEL & DEAL...LEFT ALLE...

ZERO LINE...PASS THE OCEAN...EXPLODE & PASS THE SEA...
GIRLS RUN...GIRLS 1/4 THRU...DIAMOND CIRCULATE..
GIRLS CIRCULATE ONCE & 1/2...BOYS LOCKIT...
BOYS EXPLODE & PASS THE SEA...CENTER FOUR ck your diamond....
FLIP THAT DIAMOND... OUTSIDES SINGLE HINGE & THE BOYS RUN...
CHAIN REACTION...RECYCLE...PASS THRU...GRAND RIGHT & LEFT.....

You can use Pass The Sea to create some nice choreography, but be certain they can dance the basic formation well, then get creative..

THE ADVANCED PROGRAM Cont.

CUT THE HOURGLASS:

Starting Formation: Any Hourglass Formation.

The Action: As in a CUT the diamond....The points of the Hourglass will slide together & trade....The centers of the H/G will do an H/G circulate..

Ending formation: From normal right handed Hourglasses the ending formation is parallel two faced lines...From facing Hourglasses you end in parallel ocean waves...

ZERO BOX...WAVE.....SWITCH TO AN HOURGLASS...CUT THE HOURGLASS
CROSSOVER CIRCULATE..BOYS TRADE...BOYS CROSS RUN...
GIRLS HINGE...FLIP THE DIAMOND...GRAND RIGHT & LEFT..

ZERO BOX..SWING THRU...SWITCH TO AN HOURGLASS.....
CENTER GIRLS TRADE...CUT THE HOURGLASS..
TURN & DEAL...PASS THRU..PARTNER TRADE...LEFT ALLE....

ZERO BOX WAVE....ALL 8 CIRCULATE...GIRLS GO 1/2 MORE..(facing H/G)
CUT THE HOURGLASS...BOYS TRADE..SLIP THE CLUTCH..LEFT ALLE....

DANCING THE A-II PROGRAM.....(SOFT)

ZERO BOX...RECYCLE & VEER LEFT....(as couples) TRADE CIRCULATE..
CAST THE SHADOW..BOYS TRADE...SWING THRU..
SWITCH TO AN HOURGLASS...HOURGLASS CIRCULATE..HOURGLASS CIRCULATE..
CENTER BOYS TRADE...FLIP THE HOURGLASS...
EXPLODE & CROSSTAIL THRU...LEFT ALLE....

ZERO LINE..PASS THE OCEAN...INROLL CIRCULATE..
CENTERS TRADE..BOYS RUN...TRADE CIRCULATE...LEFT ALLE.....

ZERO LINE..PASS THE OCEAN...TRADE CIRCULATE...
BOYS FOLLOW YOUR NEIGHBOR & SPREAD..FACING DIAMONDS..
DIAMOND CIRCULATE..GIRLS TRADE THE WAVE...DIAMOND CIRC..
CUT THE DIAMOND...GIRLS CROSS RUN...BOYS TRADE....
TURN & DEAL & ROLL...GIRLS RUN...LEFT ALLE....

ZERO LINE...PASS THE OCEAN...SLIP & SLIDE...
TRADE THE WAVE...MOTIVATE....BOYS RUN...
PASS THE SEA....LEFT ALLE.....

ZERO LINE...TOUCH 1/4..ALL 8 CIRCULATE..CENTER FOUR..
BOX COUNTER ROTATE...ENDS TRADE & ROLL
CENTERS WALK & DODGE...THEN RUN....ENDS LOAD THE BOAT..
CENTERS PAIR OFF...PASS THRU..GRAND RIGHT & LEFT...

ZERO LINE...PASS THE OCEAN...SWING THRU..SWITCH THE WAVE...
COUPLES CIRCULATE..BEND THE LINE..PASS THRU..SINGLE WHEEL..
GIRLS SWING THRU..EXTEND..SCOOT CHAIN THRU....
BOYS RUN..WHEEL THRU..RIGHT ROLL TO A GRAND RIGHT & LEFT..

ZERO LINE..TOUCH 1/4..CHECKMATE THE COLUMN..
COUPLES CIRCULATE..TURN & DEAL...WHEEL THRU..
BOYS RUN...EXTEND....SPIN THE WINDMILL GIRLS RIGHT GO DOUBLE..
CROSSOVER CIRC..WHEEL & DEAL..STAR THRU..PASS THRU..WHEEL & DEAL..
SQUARE THRU 3/4..LEFT ALLE...

DANCING THE A-II PROGRAM DBD.

ZERO BOX..SWING THRU..GIRLS FOLD...PEEL & TRAIL..
EXPLODE THE WAVE...EXPLODE THE THE LINE...
BOYS TRADE..WALK & DODGE..PARTNER TRADE..
PASS THE OCEAN..TRADE CIRCULATE..LEFT ALLE...

ZERO BOX WAVE...REMAKE THE WAVE...IN ROLL CIRCULATE..
ACEY DEUCY..BOYS RUN..BEND THE LINE...
PASS THE OCEAN..TRADE THE WAVE...LEFT ALLE....

ZERO LINE...PASS THE SEA...LOCKIT..TRADE THE WAVE..
LOCKIT...MOTIVATE...BOYS RUN,,WHEEL THRU..
TRADE BY..STEP TO A WAVE...SWITCH TO A DIAMOND..
DIAMOND CIRCULATE...GIRLS SWITCH TO A DIAMOND...
HOURLASS CIRCULATE...FLIP THE HOURLASS...
TRADE CIRCULATE..LEFT ALLE...

ZERO BOX..SWING THRU..BOYS RUN...TAG THE LINE ZIG ZAG..
LOCKIT...BOYS RUN..1/2 TAG EACH LINE..8 CIRCULATE..
BOYS RUN..TOUCH 1/4..EXTEND..SPIN THE WINDMILL..GIRLS RIGHT
TURN & DEAL...STAR THRU..PASS THRU..WHEEL & DEAL...
SQUARE THRU 3/4..LEFT ALLE..

ZERO LINE..RIGHT & LEFT THRU...ROLLAWAY 1/2 SASHAY..
ARKY STAR THRU..GRAND RIGHT & LEFT...

ZERO LINE...ENDS STAR THRU..CENTERS ARKY STAR THRU..
DOUBLE PASS THRU...CENTERS IN..EXPLODE THE LINE..
CHASE RIGHT...BOYS RUN...LEFT ALLE...

ZERO BOX..WAVE...SCOOT BACK...BOYS TRADE...
SWITCH THE WAVE..CROSSOVER CIRCULATE...TURN & DEAL...
PASS & ROLL...IN ROLL CIRCULATE...RECYCLE..
TOUCH 1/4...SPLIT CIRCULATE...FOLLOW YOUR NEIGHBOR & SPREAD..
GIRLS TRADE...BOYS TRADE..GRAND RIGHT & LEFT...

HEADS SQUARE CHAIN THRU..SWING THRU..ACEY DEUCY...
BOYS RUN..GIRLS HINGE..6BY 2 ACEY DEUCY..FLIP THE DIAMOND..
EXTEND...SPIN THE WINDMILL...GIRLS FACE IN...(circ double)
BOYS..FOLLOW YOUR NEIGHBOR & SPREAD..GIRLS PASS IN...
BOYS EXTEND...BOYS RUN..PASS THRU..PARTNER TAG..LEFT ALLE..

ZERO LINE...PASS THE OCEAN..SCOOT BACK..BOYS RUN...
TAG THE LINE ZIG ZAG..GIRLS FOLD...
PEEL & TRAIL..MOTIVATE...BOYS RUN..SLIDE THRU..LEFT ALLE...

ZERO LINE...PASS THE SEA..ACEY DEUCY...TRADE THE WAVE...
MOTIVATE...BOYS FOLD...DOUBLE PASS THRU...
TRAIL OFF..GIRLS LOAD THE BOAT...BOYS SQUARE THRU FOUR...
PASS & ROLL YOUR NEIGHBOR & SPREAD...RECYCLE....
VEER LEFT..CROSSOVER CIRCULATE..TURN & DEAL..
BOX THE GNAT..GRAND RIGHT & LEFT....

HEADS TOUCH 1/4..WALK & DODGE..STEP TO A WAVE..
TRADE CIRCULATE..LEFT SWING & MIX...
GIRLS FOLD..PEEL & TRAIL..BOX THE GNAT..GRAND RT. & LEFT....

NOTES FOR CALLERS
JACK LASRY
1513 No. 46th Av.
HOLLYWOOD, FL. 33021



FIRST CLASS MAIL

JERRY BENOIT
240 PINEVALLEY PLANTATION
BELCHERTOWN MA 01007

NOV
23 1984
A300

notes JACK A. LASRY 1513 N. 46th AVE. / HOLLYWOOD, FLORIDA 33021 / (305) 981-7788
FOR CALLERS

NOVEMBER 1984

VIEWPOINT	50
DANCER EDUCATION..Anything & Spread.....	50
GETTING MORE OUT OF CLOVERLEAF ;	51
WORKSHOPPING CENTERS OUT	51
DANCING MAINSTREAM Standard position & D.B.D.	52
THE PLUS PROGRAM..Exp...Harmonize as a Plus call.. ..	53
WORKING WITH LINEAR CYCLE From end to end waves	54
DANCING THE PLUS PROGRAM	54

VIEWPOINT:

The tide of experimentals that are suitable for Mainstream & Plus dancing seems to be no more than a trickle and then none that are really much good.....SO now is the time to be creative with the fine program of basics we already have!!!!!! By creative I mean DANCABLE creations not the kind that frustrate the dancers....It seems that the term creative choreo. has come to mean "FAR OUT CHOREO" for only the hot rods.....That is a wrong conclusion. Creative Choreo . should mean INTERESTING choreography that the dancers can follow and enjoy.....

CHOREOGRAPHY FOR DANCER EDUCATION & IMPROVEMENT:

FOR THE PLUS DANCERS.....ANYTHING & SPREAD

The Anything & Spread call is easily danced from the several normal formations that start with a double pass thru formation set up several different ways....I would like to explore a few ways to use the call from some "creative" positions.....

ZERO SQUARE.....HEADS TOUCH 1/4 & SPREAD...(be sure the sides step in)
NEW CENTERS PASS THE OCEAN...(ck. parallel diamonds)
DIAMOND CIRCULATE..FLIP THE DIAMOND...BOYS RUN RIGHT...
STAR THRU..PASS THRU..TRADE BY..LEFT ALLE.....

HEADS PASS THRU..SEPARATE AROUND ONE TO A LINE....
TOUCH 1/4...SINGLE FILE CIRCULATE....GIRLS FACING OUT...RUN RIGHT...
BOYS TRADE & SPREAD....(girls be sure to step forward inbetween the boys)
GIRLS PASS THE OCEAN...(ck diamonds) DIAMOND CIRCULATE...
FLIP THE DIAMOND...SPLIT CIRCULATE...SINGLE HINGE....
CENTERS TRADE...SCOOT BACK...BOYS RUN,,STAR THRU..SWING THRU..TURN THRU..LEFT AL.

ZERO LINE...PASS THRU..WHEEL & DEAL...ZOOM.....
SQUARE THRU 3/4...& SPREAD...ENDS TRADE...
CENTERS PASS THE OCEAN...ENDS STAR THRU..
PING PONG CIRCULATE...CENTERS RECYCLE
NEW CENTERS TOUCH 1/4 & SPREAD...OTHERS DIVIDE & STAR THRU (squeeze in)
CENTERS RIGHT & LEFT THRU..DIXIE STYLE TOA WAVE....
ENDS CIRCULATE ONE POSITION.....CENTERS WITH A LEFT SINGLE HINGE...BALANCE..
BOYS RUN RIGHT....SLIDE THRU..LEFT ALLE.....

This one is a bit far out but with good directions you should be able to use it....

ZERO LINE...TOUCH 1/4...SINGLE FILE CIRCULATE ONCE & 1/2....
CENTER SIX TRADE & SPREAD..OUTSIDE BOYS (lonesome ends)
FACE IN & STEP INBETWEEN THE GIRLS....GIRLS FACING OUT RUN AROUND ONE..
THREE BY THREE FORWARD & BACK...PASS THRU..CENTER GIRLS U TURN BACK...
THE WAVE OF THREE..READY WITH THE RIGHT..SWING THRU (girls turn right & the if you can turn left)...READY WITH THE RIGHT SPIN THE TOP...(two turn right 1/2 then left 3/4 as the lonesome end moves up..) (ends in a six hand wave thru the center)
THE SIX HAND WAVE SWING THRU..THEN SINGLE HINGE (column)
FOUR BOYS...WHEEL & DEAL & SQUARE THRU 3/4...GIRL FACING OUT..RUN RIGHT..
ALL STEP TO A WAVE...SINGLE HINGE...GIRLS TRADE..RECYCLE..VEER LEFT..
COUPLES CIRCULATE..BEND THE LINE..STAR THRU..PASS THRU..LEFT ALLE...

Keep in mind that the spreading couples are in mini waves and must keep their facing direction as they spread apart.....If your Plus dancers have several years of experience they should not have a great deal of difficulty BUT if you have a group that rushed thru Mainstream and right thru Plus they may have problems due to the lack of DANCE TIME.

GETTING THE MOST OUT OF CLOVERLEAF AT MAINSTREAM;

Cloverleaf seems to be somewhat out of favor with alot of callers as it seems to lack choreo possibilities....Lets see what we can find.....

1. HEADS STAR THRU..ALL DOUBLE PASS THRU..
LEAD PAIR CLOVERLEAF...CENTERS PARTNER TRADE & SQUARE THRU FOUR..
RIGHT & LEFT THRU..PASS TO THE CENTER..SQUARE THRU 3/4...LEFT ALLE..

2. HEADS PASS THRU..CLOVERLEAF...SIDES TOUCH 1/4...&
WALK & DODGE TO A CLOVERLEAF...ALL DOUBLE PASS THRU..
CLOVERLEAF..ZOOM...CENTERS SWING THRU..TURN THRU..LEFT ALLE...

3. ZERO LINE...TOUCH 1/4...SINGLE FILE CIRCULATE...
END GIRLS RUN..& ENDS CLOVERLEAF AS THE CENTERS.....
WALK & DODGE TO A CLOVERLEAF...CENTERS PASS THRU..
TOUCH 1/4..BALANCE.....ENDS CIRCULATE..SCOOT BACK...
BOYS RUN..SLIDE THRU...LEFT ALLE.....zero box.

4. HEADS PASS THRU..SEPARATE AROUND ONE TO A LINE...
PASS THRU..WHEEL & DEAL...DOUBLE PASS THRU..ZOOM...
BOYS ONLY CLOVERLEAF...GIRLS PARTNER TAG....
ALL TOUCH 1/4...GIRLS CIRCULATE...BOYS TRADE....
BOYS RUN..WHEEL & DEAL..SWING THRU..TURN THRU,..LEFT ALLE...

5. ZERO BOX...PASS THRU..OUTSIDES CLOVERLEAF..CENTERS..TOUCH 1/4....
WALK & DODGE...SWING THRU..GRAND RIGHT & LEFT....

6. ZERO BOX..DOSADO TO A WAVE..GIRLS RUN....
TAG THE LINE..IN...PASS THRU...BOYS TRADE....& BOYS TOUCH 1/4..
GIRLS CLOVERLEAF...BOYS WALK & DODGE..DOSADO TO A WAVE..
BOYS RUN...LEFT ALLE.....zero line..

WORK SHOPPING CENTERS OUT;

The easiest way to approach CENTERS OUT is from the completed double pass thru formation.....I usually have the HEADS STAR THRU then all double pass thru & then stop the action and talk about the possibility of calling a centers OUT rather than a centers in....The call is easy to explain to the trailing dancers as all they do is step forward and apart to become the ends of a forming line.....The trouble comes when the lead pair hears CENTERS and spreads apart as they would for a centers IN..... Their anticipation creates the problem.....

1. HEADS STAR THRU..DOUBLE PASS THRU...CENTERS OUT...
BEND THE LINE...STAR THRU..ZOOM...DOUBLE PASS THRU..
CENTERS OUT.....ENDS TRADE...CENTERS PARTNER TRADE...
STAR THRU..CENTERS PASS THRU..LEFT ALLE....

2. ZERO LINE..PASS THRU..WHEEL & DEAL..DOUBLE PASS THRU..
CENTERS OUT...ENDS TRADE & STAR THRU...CENTERS CLOVERLEAF...
DOUBLE PASS THRU..CENTERS OUT...ENDS CROSS FOLD..
PASS THE OCEAN...SINGLE HINGE...SINGLE FILE CIRCULATE..
BOYS RUN..DOSADO TO A WAVE..GIRLS TRADE..GIRLS RUN..
BEND THE LINE..LEFT ALLE....

3. HEADS STAR THRU..DOUBLE PASS THRU..CENTERS OUT...
ENDS TRADE..CENTERS PARTNER TRADE...GIRLS PARTNER TRADE..
COUPLES CIRCULATE...BEND THE LINE...STAR THRUZOOM...
CENTERS PASS THRU..LEFT ALLE....

DANCING MAINSTREAM....Standard Position:

ZERO BOX...PASS THE OCEAN...SPIN THE TOP..
BOYS RUN..WHEEL & DEAL...LEFT ALLE...

ZERO BOX...TOUCH 1/4...SCOOT BACK..SPLIT CIRCULATE...
SINGLE HINGE..BOYS TRADE...SPIN THE TOP...
RECYCLE...STAR THRU..PASS TO THE CENTER..SQUARE THRU 3/4..LEFT ALLE...

ZERO LINE...PASS THRU..WHEEL & DEAL..DOUBLE PASS THRU..
LEAD COUPLE..PARTNER TRADE..PASS THE OCEAN..
SPIN THE TOP...GRAND RIGHT & LEFT.....Good get out....

ZERO BOX....TOUCH 1/4...SPLIT CIRCULATE..BOYS RUN...
REVERSE FLUTTER WHEEL...SWEEP 1/4....VEER RIGHT.....
BOYS TRADE...FERRIS WHEEL...ZOOM...CENTERS PASS THRU..LEFT ALLE...zero box.

ZERO LINE....RIGHT & LEFT THRU..DIXIE STYLE TO A WAVE....
BOYS CROSS RUN & CIRCULATE..GIRLS TRADE...
RECYCLE...DIVE THRU..SQUARE THRU 3/4....LEFT ALLE...

ZERO LINE...PASS THRU..WHEEL & DEAL...DOUBLE PASS THRU..
PEEL OFF...ENDS STAR THRU & CLOVERLEAF....
CENTERS.. BOX THE GNAT TO A TOUCH 1/4 & WALK & DODGE TO A
CLOVERLEAF....ZOOM...SQUARE THRU 3/4...LEFT ALLE...zero box...

HEADS TURN THRU..SEPARATE AROUND ONE TO A LINE...
PASS THE OCEAN...ALL 8 CIRCULATE..SPIN CHAIN THRU..GIRLS CIRC. DOUBLE..
BOYS RUN...TAG THE LINE..GIRLS GO LEFT..GENTS RIGHT...LEFT ALLE..

DANCING MAINSTREAM....SOME DBD.

ZERO LINE....TOUCH 1/4..SINGLE FILE CIRCULATE..
END BOYS RUN RIGHT..CENTERS WALK & DODGE...STEP TO A WAVE....
CENTERS TRADE..SWING THRU...SPIN CHAIN THRU..ENDS CIRCULATE ONE SPOT..
SCOOT BACK...SINGLE HINGE...BOYS FOLD...GIRLS SQUARE THRU 3/4...
BOYS REACH OUT & COURTESY TURN THE GIRLS....
LINES UP & BACK...CENTERS SQUARE THRU FOUR..ENDS ONLY LEFT ALLE..
ALL GRAND RIGHT & LEFT.....

ZERO LINE...PASS THRU..TAG THE LINE..FACE IN...
BOX THE GNAT..FAN THE TOP...SWING THRU..BOYS RUN...
COUPLES CIRCULATE..GIRLS ONLY SCOOT BACK..GIRLS CROSS RUN & COUPLES
CIRCULATE...BOYS ONLY SCOOT BACK..BOYS CROSS RUN..BOYS FOLD..
ALL SQUARE THRU..ON THE THIRD HAND...GRAND RIGHT & LEFT...

ZERO LINE...PASS THRU..BOYS RUN RIGHT...CENTERS TRADE...
SPLIT CIRCULATE..RECYCLE..BOX THE GNAT..GRAND RIGHT & LEFT....

ZERO LINE..PASS THRU...GIRLS RUN LEFT...CENTERS TRADE...
CENTERS CIRCULATE...BOYS RUN....LINES UP & BACK...
PASS THRU..BEND THE LINE..PASS THE OCEAN..BOYS TRADE..
BOYS RUN..BEND THE LINE..SLIDE THRU..LEFT ALLE.....

INTERESTING THOUGHT.....

Why can't we use the rules of an EIGHT CHAIN THRU but start the call from a
double pass thru formation.... I will think about this try out some ideas and follow
up next month..

THE PLUS PROGRAM:

The quarterly selection at the Advanced Plateau is a call named HARMONIZE....The author has made the call quite simple, in fact the make up of the call is a combination of PLUS calls....The authors definition differs from the one Callerlab has published which uses the term Hourglass circulate in it....The use of the H/G circulate takes it out of the realm of Plus dancing but if you need to use a pretty nice experimental try using the following explanation with your dancers and it should not be difficult at all.....I fully realize that an advanced quarterly should not be used at Plus dances BUT Callerlab took the liberty to change the authors version and as long as you teach well and explain the circumstances I feel with the right plus dancers it will not become a problem.....By the way the author is George Amos a Caller in Michigan.....

HARMONIZE as an Experimental.....George Amos, the author.

STARTING FORMATIONS for Plus Dancers...

Right Handed Two Faced Lines & Dixie Style Waves..

THE ACTION:

The ends of the two faced line or dixie style wave....will respont as points of diamonds, they will first do a normal FLIP THE DIAMOND action then TRADE with the adjacent center.....The CENTERS FACING OUT WILL.. CROSS RUN as the centers facing IN will, as in a scoot back, step forward and right arm turn the on coming dancer then as in a centers part of a coordinate spread slightly apart and move ahead to become the end of the forming new formation.....

HOW TO TEACH HARMONIZE:

I start in parallel right handed two faced lines such as a zero box..swing thru boys run..... I first ask the ends (boys) to recognize that they are like points of a diamond...& that they see the ability to flip as if they were points of normal diamonds...That their action as the centers vacate their positions will be to do a normal flip then to trade with the other center...REMEMBER...FLIP & TRADE.....To the centers.. say your action is much like a scoot back.....The center facing in....HANDS UP...will move ahead & do the right arm turn thru action then spread apart slightle and move ahead to the end of the forming line or wave....The CENTER facing OUT will simply cross run to become the other end... I now have the centers facingin move forward and do their right arm turn 1/2 and stop... The center facing out start moving into their cross run...Stop.....ENDS now that the center is open do your FLIP & TRADE...Complete the action by having the Girls complete their part by moving to the ends of the forming wave...

ENDING FORMATIONS:

Two faced lines become waves and waves become two faced lines.....

HINTS:

For plus dancers it is best to have the centers of the two faced lines or waves to be in RIGHT HANDED mini waves....The scoot action is much easier for them to do...

About two or three at most, walk thrus and they should be able to respond well to the action.....START WITH THE RIGHT HANDED TWO FACED LINES and see how they respond.....then try the dixie style wave....or leave it with the two faced lines..

ZERO BOX...RIGHT & LEFT THRU...VEER LEFT...HARMONIZE..
BOYS RUN...WHEEL & DEAL...PASS TO THE CENTER...SQUARE THRU 3/4...LEFT ALLE..

ZERO BOX...RIGHT & LEFT THRU...VEER LEFT...COUPLES CIRC....
HARMONIZE...BOYS RUN...FERRIS WHEEL...SQUARE THRU 3/4...LEFT ALLE.....

THE PLUS PROGRAM:

USING LINEAR CYCLE FROM TIDAL WAVES OR END TO END WAVES...

Linear Cycle when started from the long wave formation will end in Eight Chain Thru boxes and requires that the dancers work in their own ocean wave....The dancers moving into the center of the long wave can get a bit crowded but they will work out the spacing as they become comfortable with the positioning.....The rules of the call will remain constant....Single hinge...the out facing dancer will fold...all double pass thru (tag thru) then peel off to the Right to end as facing couples.....

ZERO LINE...DOSADO TO A WAVE....LINEAR CYCLE...
PASS THRU..LEFT ALLE....

ZERO LINE..PASS THE OCEAN..FAN THE TOP..LINEAR CYCLE...
SWING THRU..TURN THRU...LEFT ALLE...

ZERO LINE...SWING THRU..LINEAR CYCLE..DOSADO TO A WAVE...
SPIN THE TOP..RIGHT & LEFT THRU..CROSSTAIL THRU..LEFT ALLE....

ZERO LINE..DOSADO TO A TIDAL WAVE....GRAND SWING THRU....
LINEAR CYCLE....PASS THRU..GRAND RIGHT & LEFT.....

ZERO LINE...DOSADO TO A TIDAL WAVE....CENTER WAVE OF FOUR...
SWING THRU...& LINEAR CYCLE TO A SWEEP 1/4...TO A SQUARE THRU FOUR...
ENDS..SINGLE HINGE & THE GIRLS TURN BACK....
SQUARE THRU 3/4...LEFT ALLE.....

ZERO LINE...PASS THE OCEAN..GIRLS TRADE...
SCOOT BACK..FAN THE TOP...LINEAR CYCLE....GRAND RIGHT & LEFT....

DANCING THE PLUS PROGRAM:

HEADS STAR THRU..DOUBLE PASS THRU..CENTERS OUT.....
ENDS CROSS FOLD & ROLL THEN LOAD THE BOAT...
CENTERS CHASE RIGHT & WALK & DODGE...TOUCH 1/4...
SPLIT CIRCULATE..FOLLOW YOUR NEIGHBOR (don't spread)
TRADE THE WAVE TO A BOX THE GNAT...GRAND RIGHT & LEFT...

ZERO BOX..RIGHT & LEFT THRU..VEER LEFT...COUPLES HINGE...
TRIPLE TRADE....CENTERS CALIF. TWIRL...TO A CROSS FIRE....THEN
FOLLOW YOUR NEIGHBOR & SPREAD..OUTSIDES COUPLE BEND TO FACE IN...
PING PONG CIRCULATE..OUTSIDE ROLL TO FACE& BOX THE GNAT TO AN ENDS
LOAD THE BOAT..CENTERS RECYCLE...& PASS THRU..DOSADO TO A WAVE...
RECYCLE...SQUARE THRU 3/4..TRADE BY...LEFT ALLE...

ALLE. LEFT ALAMO STYLE & BALANCE....HEADS ONLY...WALK & DODGE TO
A CLOVERLEAF.....SIDES FOLLOW YOUR NEIGHBOR & SPREAD.. TO A
FAN THE TOP...STEP THRU THE WAVE....LEFT ALLE.....

ZERO LINE..TOUCH 1/4..COORDINATE..BOYS RUN RIGHT...BOYS TRADE..
LINEAR CYCLE...SWEEP 1/4...PASS THRU..GRAND RIGHT & LEFT.....

ZERO LINE..STAR THRU..PASS THRU..CHASE RIGHT..TRIPLE SCOOT...
COORDINATE..1/2 TAG...WALK & DODGE..PARTNER TRADE..SLIDE THRU..LEFT ALLE.

ZERO LINE...PASS THRU..WHEEL & DEAL..ZOOM...DOUBLE PASS THRU..
TRACK TWO....SPIN THE TOP....EXPLODE & GRAND RIGHT & LEFT...

NOTES FOR CALLERS
 JACK LASRY
 1513 No. 46th AVE.
 HOLLYWOOD, FL. 33021



FIRST CLASS MAIL

JERRY BENOIT
 240 PINEVALLEY PLANTATION
 BELCHERTOWN MA 01007

notes JACK A. LASRY 1513 N. 46th AVE. / HOLLYWOOD, FLORIDA 33021 / (305) 981-7788 FOR CALLERS

DECEMBER 1984

VIEWPOINT	55
SPIN THE TOP TO A TURN THRU	55
FAN THE TOP..CALLERLAB EMPHASIS CALL	56
DANCING MAINSTREAM	57
THE PLUS PROGRAM..COORDINATE CHOREO.	57 58
3/4 TAG THE LINE CHOREO.	58
LOAD THE BOAT FROM INVERTED LINES	59
DANCING THE PLUS PROGRAM	59

LAST ISSUE FOR 1984....HAVE YOU SENT IN YOUR RENEWAL ??????????



VIEWPOINT:

Seasons Greetings.....Time for all of us to consider the fact that many of our dancers will be very busy with office parties, shopping and family so keep the club dances on the lighter side as many will be more tired then usual and we sure don't need to create unnecessary frustrations that may drive them away from dancing.....

December also brings us to the close of our 16th year sending out the Notes for Callers.. If you have put aside the renewal notices, take a minute and fill out the enclosed notice so as not to miss the January issue.....

CHOREOGRAPHY FOR DANCER EDUCATION & IMPROVEMENT:

Combining the two calls SPIN THE TOP to a TURN THRU can create some interesting dancing at the Mainstream plateau....Here goes a few ideas..... Be sure the dancers can do a "good" spin the top and that they understand that after a turn thru that they MUST step ahead and not hold on.....Also like a Swing Thru the dancers do not have to be in an established wave but only facing couples are necessary to start the action....

HEADS SPIN THE TOP TO A TURN THRU....(a lead to the right action)
CIRCLE TO A LINE...PASS THRU..WHEEL & DEAL..
CENTERS SPIN THE TOP TO A TURN THRU...THEN CLOVERLEAF...
DOUBLE PASS THRU...LEAD COUPLE ..PARTNER TRADE...
SQUARE THRU 3/4...TRADE BY..LEFT ALLE...

HEADS PASS THE OCEAN..SPIN THE TOP TO A TURN THRU..
SEPARATE AROUND ONE TO A LINE..PASS THRU..BEND THE LINE..
STAR THRU..ZOOM...SWING THRU..TURN THRU..LEFT ALLE.....

ZERO LINE...PASS THRU..WHEEL & DEAL..CENTERS SPIN THE TOP TO A
TURN THRU...OTHERS DIVIDE & STAR THRU..
PASS TO THE CENTER..SQUARE THRU 3/4...LEFT ALLE...

A NICE GET OUT:

ZERO LINE...PASS THRU..WHEEL & DEAL..CENTERS PASS THRU..ALL PASS THE OCEAN..
SPIN THE TOP TO A TURN THRU...LEFT ALLE....

Similar to the above.....

ZERO LINE..PASS THRU..WHEEL & DEAL..ZOOM...CENTERS PASS THRU..
RIGHT & LEFT THRU..PASS THE OCEAN...SPIN THE TOP TO A TURN THRU..LEFT ALLE....

FOR THE PLUS PROGRAM:

ZERO LINE...PASS THRU..WHEEL & DEAL & SPREAD.....
ENDS LOAD THE BOAT...CENTERS SPIN THE TOP TO A TURN THRU...
PASS TO THE CENTER..SQUARE THRU 3/4..LEFT ALLE....

HEADS PASS THRU..SEPARATE AROUND ONE TO A LINE..
PASS THRU..WHEEL & DEAL...GIRLS SPIN THE TOP TO A TURN THRU....
GIRLS CLOVERLEAF...BOYS PASS THE OCEAN..SPIN THE TOP TO A TURN THRU..
DO SA DO TO A WAVE...EXPLODE &...BOYS LOAD THE BOAT...
GIRLS TOUCH 1/4...WALK & DODGE..TOUCH 1/4...
GIRLS CIRCULATE..BOYS TRADE..BOYS RUN..BEND THE LINE..
PASS TO THE CENTER..SQUARE THRU 3/4... LEFT ALLE....

ZERO BOX..PASS THE OCEAN..GRAND SWING THRU..CTR. FOUR...
SPIN THE TOP TO A TURN & LEFT THRU..OUTSIDES SINGLE HINGE & THE BOYS RUN..
DOUBLE PASS THRU..LEADS PARTNER TRADE..STEP TO A WAVE..RECYCLE..
PASS TO THE CENTER..SQUARE THRU 3/4...LEFT ALLE..

CALLERLAB EMPHASIS BASICS FOR MAINSTREAM...

Fan the Top and Peel Off have been selected by the Callerlab Mainstream committee for all Mainstream dancers for this quarter.....It seems that these two calls have been selected several times in the past which leads me to wonder if they are really used enough to be part of the Mainstream program !!!!!!!!!!!

FAN THE TOP:

Starting formation.....Ocean Waves...(two faced lines will fit the definition)

Action.....Centers of the wave will cast off 3/4...(arm turn 3/4) as the ends move up as in a spin the top....NOTE..A fan the top is a spin the top with the initial turn 1/2 on the ends of the wave excluded....

Ending formation.....The action ends as it starts, in a wave but the wave is turned 90 degrees as would a spin the top action....

NOTE: In the following examples I will use several calls or combinations that make for a nice entry into a FAN THE TOP action....

1. ZERO BOX WAVE.....FAN THE TOP...RECYCLE..SLIDE THRU..LEFT ALLE..
2. ZERO BOX..PASS THRU..U TURN BACK..DO SA DO TO A WAVE..
FAN THE TOP..BOYS RUN..WHEEL & DEAL..SLIDE THRU..LEFT ALLE...
3. ZERO BOX...SWING THRU..SCOOT BACK..FAN THE TOP..
RECYCLE & SWEEP 1/4..PASS TO THE CTR..SQUARE THRU 3/4..LEFT ALLE..
4. ZERO LINE..PASS THE OCEAN..SCOOT BACK..FAN THE TOP..
SPIN THE TOP...SCOOT BACK...GRAND RIGHT & LEFT...
5. ZERO LINE...RIGHT & LEFT THRU..ROLLAWAY 1/2 SASHAY..
BOX THE GNAT...FAN THE TOP...SWING THRU..TURN THRU..LEFT ALLE..
6. ZERO BOX...PASS THE OCEAN..FAN THE TOP..RECYCLE...LEFT ALLE...
7. ZERO LINE...PASS THE OCEAN..ALL 8 CIRCULATE..FAN THE TOP..
SINGLE HINGE...SINGLE FILE CIRCULATE..BOYS RUN..STAR THRU..PASS THRU..
WHEEL & DEAL...ZOOM..SQUARE THRU 3/4..LEFT ALLE....
8. ZERO LINE..TOUCH 1/4..SINGLE FILE CIRCULATE..SINGLE HINGE..
FAN THE TOP..GIRLS RUN....TAG THE LINE RIGHT..
WHEEL & DEAL...LEFT ALLE.....
9. ZERO LINE..RIGHT & LEFT THRU..DIXIE STYLE TO A WAVE..
FAN THE TOP...BOYS RUN..BEND THE LINE..GRAND RIGHT & LEFT...
10. ZERO LINE..PASS THE OCEAN..SINGLE HINGE..SPLIT CIRCULATE..(ck wave)
FAN THE TOP... center four...FAN THE TOP..RECYCLE & SQUARE THRU 3/4..
ENDS SINGLE HINGE & THE GIRLS U TURN BACK...
PASS THRU..LEFT ALLE.....

NOTE: Dancers should become acquainted with the ability to react to fan the top from facing couples as well as from the established wave..This action, like a swing thru, has the dancers without any additional words simply move into the action by stepping ahead into a wave and with no hesitation into the fan action.....

I feel that FAN THE TOP is a GOOD mainstream basic but it really could be placed into the PLUS program to shorten the teaching program of the Mainstream basics....

11. ZERO BOX..SWING THRU..BOYS RUN..TAG THE LINE RIGHT..
COUPLES CIRCULATE...GIRLS RUN..FAN THE TOP...RECYCLE..
SWEEP 1/4...PASS THRU..TRADE BY..LEFT ALLE.....

I shall explore PEEL OFF next month.....

DANCING THE MAINSTREAM PROGRAM:

ZERO LINE...STAR THRU..PASS THE OCEAN...SPIN THE TOP...
BOYS RUN...COUPLES CIRCULATE..BOYS RUN RIGHT..
GIRLS CIRCULATE...BOYS TRADE..BOYS RUN...
BEND THE LINE..PASS THE OCEAN..ALL 8 CIRCULATE..
GIRLS RUN...BEND THE LINE...LEFT ALLE.....

ZERO LINE...RIGHT & LEFT THRU..DIXIE STYLE TO A WAVE...
GIRLS CIRCULATE...BOYS TRADE..BOYS CROSS FOLD...
STAR THRU..RIGHT & LEFT THRU..DIXIE STYLE TO A LEFT ALLE...

A neat get out.....
HEADS PASS THRU..U TURN BACK...CIRCLE EIGHT..
BOYS SQUARE THRU FOUR...DOSADO TO A WAVE...
SWING THRU..CENTERS RUN...1/2 TAG....GRAND RIGHT & LEFT....

ZERO LINE...TOUCH 1/4.....SINGLE FILE CIRCULATE
SINGLE HINGE TO A FAN THE TOP...RECYCLE.....
PASS TO THE CTR...SQUARE THRU 3/4...LEFT ALLE...

ZERO BOX....CENTERS IN...CAST OFF 3/4.....(ends in inverted lines)
ENDS TRADE & STAR THRU..CENTERS PASS THE OCEAN.. & RECYCLE....
ZOOM...DOUBLE PASS THRU..LEAD COUPLE U TURN BACK...
SWING THRU..BOYS RUN...STAR THRU..PASS THRU..LEFT ALLE...

ZERO BOX....TOUCH 1/4...SPLIT CIRCULATE..SCOOT BACK..
WALK & DODGE..PARTNER TRADE..PASS THRU...TAG THE LINE..
FACE IN.....LEFT ALLE.....

HEADS ROLLAWAY 1/2 SASHAY..CIRCLE EIGHT....
BOYS TURN THRU & CLOVERLEAF....GIRLS TURN THRU...
STAR THRU...BOYS TRADE..COUPLES CIRCULATE...GIRLS GO DOUBLE....
BOYS TRADE...FERRIS WHEEL..CENTERS PASS THRU..
TOUCH 1/4..SCOOT BACK..BOYS RUN...
PASS THRU..WHEEL & DEAL..SQUARE THRU 3/4...LEFT ALLE....

----- THE PLUS PROGRAM:

COORDINATE CHOREOGRAPHY:

Coordinate has over the years established itself as a standard position call for the majority of Plus dancers and callers....I shall explore Coordinate choreography from the standard position first then provide a few from the 1/2 sashayed starting position for those who would like to explore in greater depth.....

HEADS STAR THRU..PASS THRU...SWING THRU..SPIN THE TOP TO A SINGLE HINGE...
COORDINATE...WHEEL & DEAL...PASS THE OCEAN...
SPIN THE TOP...GRAND RIGHT & LEFT....

ZERO BOX...WAVE.....EXPLODE & TOUCH 1/4...
COORDINATE...GIRLS CROSS RUN...BOYS HINGE...
GIRLS CIRCULATE...CENTER BOYS TRADE...FLIP THE DIAMOND..
ALL 8 CIRCULATE..GIRLS TRADE...EXPLODE & ROLL...GRAND RIGHT & LEFT...

ZERO LINE..TOUCH 1/4..COORDINATE...3/4 TAG THE LINE..
GIRLS PARTNER TRADE & ROLL..THEN LOAD THE BOAT..
BOYS SWING THRU...SPIN THE TOP...TO A SINGLE HINGE...WALK & DODGE..
TOUCH 1/4...GIRLS TRADE..SCOOT BACK TO A GRAND RIGHT & LEFT...

COORDINATE Cont....

Starting the Coordinate from a 1/2 sashayed line after the touch 1/4...gives many dancers major problems so it may be best to use it as a workshop item and review the action...I like to tell the dancers in the columns that a circulate 1 1/2 positions takes 3 steps...then let them know that the very centers will be girls who after the center six trade that they will be the dancers who spread apart and move up to become ends of the forming two faced line... If you go slowly a few times it will work out smoothly but plan to go easy.....

ZERO LINE...PASS THRU..U TURN BACK....TOUCH 1/4....
COORDINATE...BOYS CROSS RUN..1/2 TAG...
FOLLOW YOUR NEIGHBOR.....LEFT ALLE....

ZERO LINE..PASS THE OCEAN...BOYS CIRCULATE...GIRLS TRADE..
GIRLS RUN...BEND THE LINE..TOUCH 1/4..
COORDINATE...WHEEL & DEAL...SQUARE THRU..ON THE THIRD HAND..GRAND RT, & LEFT.

ZERO BOX...SWING THRU..BOYS RUN..TAG THE LINE RIGHT...
COUPLES CIRCULATE...CROSSFIRE...COORDINATE...
FERRIS WHEEL..CENTERS SQUARE THRU 3/4,....PASS THE OCEAN...
EXPLODE & GRAND RIGHT & LEFT...

3/4 TAG THE LINE CHOREOGRAPHY:

HEADS PASS THRU..SEPARATE AROUND ONE TO A LINE..
PASS THRU..3/4 TAG THE LINE...THE WAVE..SWING THRU & SPIN THE TOP..
OUTSIDES..PARTNER TRADE..DIVIDE & STAR THRU..
PING PONG CIRCULATE..EXTEND...FAN THE TOP...
RECYCLE...SLIDE THRU..LEFT ALLE....

ZERO LINE..PASS THRU..WHEEL & DEAL & SPREAD..
PASS THRU..3/4 TAG THE LINE..THE WAVE..LINEAR CYCLE...
OUTSIDES..PARTNER TRADE..DIVIDE & STAR THRU..
CENTERS PASS THRU...SWING THRU..TURN THRU..LEFT ALLE...

ZERO LINE..PASS THRU..WHEEL & DEAL..DOUBLE PASS THRU..
PEEL OFF..BEND THE LINE...PASS THRU..3/4 TAG THE LINE..
THE OUTSIDES..PARTNER TAG...MOVE ALONG & STAR THRU
CENTERS FAN THE TOP....EXTEND...GIRLS TRADE...RECYCLE..LEFT ALLE...

ZERO LINE..TOUCH 1/4...COORDINATE...3/4 TAG THE LINE...
GIRLS FACE RIGHT.....(ck diamonds) DIAMOND CIRCULATE..FLIP THE DIAMOND..
GIRLS TRADE..BOYS TRADE..BOYS RUN..WHEEL & DEAL...
PASS TO THE CENTER...SQUARE THRU 3/4...LEFT ALLE....

ZERO LINE..PASS THRU..WHEEL & DEAL...CENTERS SWING THRU...
CENTER BOYS RUN...3/4 TAG THE LINE...OUTSIDES PARTNER HINGE..
wave of six..BOYS TRADE THE WAVE..CTR. TWO BOYS CAST OFF 3/4..AS THELONESOME
GIRLS FACE RIGHT....(to a new wave in the center)
CENTER BOYS RUN RIGHT THEN WHEEL & DEAL...OUTSIDE COUPLES BEND TO FACE IN...
DOUBLE PASS THRU..CENTERS IN..CAST OFF 3/4...LEFT ALLE....

ZERO LINE..PASS THRU..3/4 TAG THE LINE....
ENDS TRADE & ROLL..CENTERS EXPLODE THE WAVE...(inverted lines)
ENDS LOAD THE BOAT..CENTERS CHASE RIGHT...TO A SINGLE HINGE...
PING PONG CIRCULATE..EXTEND...SWING THRU..
RECYCLE...GRAND RIGHT & LEFT....

Still time to order a J.L. Mike for Christmas.....
Mike Head...\$90.00.....Cable \$40...Air Post & Ins....\$4.00

PLUS Cont.

LOAD THE BOAT FROM INVERTED LINES:::

Follow the rules , ends passing by three and facing in after passing by the third dancer. The centers will follow the normal load the boat action to end facing OUT of the set... The ending formation will be a squared set with two couples facing IN and two couples facing OUT.....A simple variation for variety...I will use the call from standard lines for a few examples then explore a little positioning.....

ZERO LINE....ENDS PASS THRU....LOAD THE BOAT.....CENTERS THEN CLOVERLEAF..ALL DOUBLE PASS THRU..LEADS PARTNER TRADE.. PASS THRU..LEFT ALLE.....

HEADS ROLLAWAY 1/2 SASHAY...SQUARE THRU FOUR... CENTERS IN...CAST OFF 3/4....LOAD THE BOAT... CENTERS PARTNER HINGE....(ends in 1/4 TAG FORMATION) EXTEND..GIRLS TRADE..RECYCLE...LEFT ALLE.....

ZERO LINE..PASS THRU..WHEEL & DEAL..CTRS. SPIN THE TOP TO AN EXPLODE THE WAVE....CENTERS IN...CAST OFF 3/4.... LOAD THE BOAT...CENTERS CHASE RIGHT..OTHERS DIVIDE & TOUCH 1/4... COORDINATE..TAG THE LINE..GIRLS GO LEFT..GENTS RIGHT..LEFT ALLE.....

A little DBD.

ZERO LINE....PASS THRU..BEND THE LINE..STAR THRU..PASS THRU.. TRADE BY...STAR THRU ...RIGHT & LEFT THRU..PASS THRU..U TURN BACK... ENDS PASS THRU...LOAD THE BOAT...CENTERS CLOVERLEAF...NEW CENTERS.. PASS THRU..GRAND RIGHT & LEFT....

ZERO BOX.....SWING THRU...BOYS RUN..TAG THE LINE IN... GIRLS PASS THRU...LOAD THE BOAT...GIRLS TOUCH 1/4...WALK & DODGE.. FINISH A TRACK II..ALL 8 CIRCULATE..SCOOT BACK.... BOYS RUN.. SLIDE THRU..SQUARE THRU 3/4...LEFT ALLE.....

DANCING THE PLUS PROGRAM:

ZERO BOX..RIGHT & LEFT THRU..VEER LEFT..COUPLES HINGE..TRIPLE TRADE.. COUPLES HINGE& ROLL....(ends in a double pass thru..girls in the lead) GIRLS PASS THRU..TOUCH 1/4...GIRLS TRADE..BOYS TRADE.. TURN THRU..LEFT ALLE....

ZERO LINE..PASS THE OCEAN...RECYCLE & VEER LEFT.. COUPLES CIRCULATE..COUPLES HINGE..TRIPLE TRADE.. COUPLES HINGE & ROLL....GIRLS SQUARE THRU 3/4..BOYS COURTESY TURN THE GIRLS..LINES UP & BACK..PASS THRU..WHEEL & DEAL... CENTERS SPIN THE TOP TO AN EXPLODE THE WAVE...OUTSIDES ROLLAWAY... PASS THE OCEAN ... BOYS TRADE..EXPLODE AND... SQUARE THRU..ON THE THIRD HAND..GRAND RIGHT & LEFT...

ZERO BOX..PASS THE OCEAN...FAN THE TOP....SPIN THE TOP.... GIRLS FOLD....PEEL THE TOP...RECYCLE... PASS TO THE CTR..SQUARE THRU 3/4...LEFT ALLE..

ZERO BOX...RELAY THE DEUCEY....SCOOT BACK...GIRLS CIRCULATE... BOYS TRADE..BOYS RUN...GIRLS HINGE.... DIAMOND CIRCULATE TWICE..FLIP THE DIAMOND... GRAND RIGHT & LEFT....

THIS IS THE LAST ISSUE FOR 1984...HAVE YOU TAKEN THE TIME TO RENEW THE NOTES FOR 1985?????TAKE A MINUTE AS WE HAVE SOME NICE PLANS FOR NEXT YEAR...