

notes FOR CALLERS

JACK A. LASRY

1513 N. 46th AVENUE • HOLLYWOOD, FLORIDA 33021 • (305) 981-7788

JANUARY 1988 ADVANCED SUPPLEMENT

CHANGES IN THE ADVANCED PROGRAM:	1
Diamond Chain Thru.....	2
Transfer and	3
Grand 1/4 & 3/4 Thru.....	3
THE ADVANCED I PROGRAM:	
Set ups for Grand Right & Left Get Outs.....	4
Dancing A-I featuring Pass Out.....	4
THE ADVANCED II PROGRAM:	
Dancing the A-II Program	5
SOME C-I	5

The changes in The Advanced Program were sent out to all Callerlab members in late November. The current policy set by Callerlab does not allow the changes in programs or Q.S. selections to be sent to the Note Services any sooner than the membership...I feel this policy is wrong, that the releases are a skeleton of information that is needed for callers to present any call to the dancers. If you feel the policy is wrong, please write to the Chairman Bob Osgood at the Callerlab office. Box 679. Pocono Pines, Pa. 18350

CHANGES IN THE ADVANCED DANCING PROGRAM:

John Marshall the chairman of the Advanced committee announced the following changes in the Advanced program effectively immediately

DROPPED FROM THE ADVANCED I PROGRAM:

ALL 8 SWING THRU.
CROSS CLOVERLEAF
ARKY ALLEMANDE
ARKY GRAND.

DROPPED FROM THE ADVANCED II PROGRAM:

ALL FOUR COUPLES:
CROSSTAIL THRU.
PASS THRU.
BEAUS/BELLES CONCEPT.

Note: The deletion of Cross Cloverleaf is the action from the completed Double Pass Thru formation. The use of Cross Cloverleaf as a single action from for example Heads Pass Thru...Cross Clover while the Sides Pass Thru.....is still O.K. as is the Cross Clover And action.

CALLS ADDED TO THE ADVANCED PROGRAM:

GRAND 1/4 THRU.
GRAND 3/4 THRU.
DIAMOND CHAIN THRU.
TRANSFER AND.....

The added calls for the time being are suggested for usage with the A-II program but they will be discussed at the Callerlab convention to determine their final destination.

MY OPINION OF THESE CHANGES:

I feel the deletions work toward "cleaning up" the program by the elimination of a few of the least popular calls and while the dropping of the Arky Allemande & the Arky grand comes as a surprise those of us who would like to continue this action can do so by simply calling....SAME: SEX ALLEMANDE LEFT...back to partner for a MIXED UP GRAND RIGHT & LEFT.....The others will not be missed and the loss of Beaus/Belles will be cheered by most dancers.... I feel we could have dropped the entire family of All 4 Couples calls but who knows, it may come about some day.

The additions are all comfortable extensions of calls that already are on the program. The Diamond chain thru is very comfortable and fits the bill for adding something to do with the Diamond Circulate family as 6by2 acey deucey does for the acey deucey family.

GETTING AQUAINTED WITH THE NEW ADDITIONS TO THE ADVANCED PROGRAM:

DIAMOND CHAIN THRU:

STARTING FORMATION:.....Parallel Right or Left Hand diamonds..& Facing Diamonds.

THE ACTION:All do a Diamond circulateThe centers of the wave will Trade then with the ends of the wave they arm turn (cast) 3/4.
So, simply Diamond Circulate, Centers of the wave trade then with the ends cast 3/4.....End of action.

THE ENDING FORMATION:.....From standard Diamonds You will end in TWO FACED LINES.....From Facing Diamonds you will end in WAVES.

DANCING DIAMOND CHAIN THRU Starting from parallel Right Hand Diamonds:

ZERO BOX...RIGHT & LEFT THRU...VEER LEFT....GIRLS HINGE...
DIAMOND CHAIN THRU..TURN & DEAL
SQUARE THRU 3/4...LEFT ALLE....

ZERO BOX...RIGHT & LEFT THRU..VEER LEFT..COUPLES CIRCULATE..
GIRLS 1/4 THRU..DIAMOND CHAIN THRU..
BOYS CROSS RUN..WHEEL & DEAL...LEFT ALLE...zero box.

ZERO LINE...PASS THE OCEAN..GIRLS TRADE..RECYCLE..VEER LEFT..
CROSSOVER CIRCULATE..BOYS 1/4 THRU..DIAMOND CHAIN THRU...
COUPLES CIRCULATE..BOYS RUN...GRAND RIGHT & LEFT...

ZERO BOX..SWING THRU..BOYS RUN..TAG THE LINE RIGHT...
BOYS HINGE...DIAMOND CHAIN THRU..COUPLES CIRCULATE..
WHEEL & DEAL..PASS THRU..LEFT ALLE....

Diamond Chain Thru Starting from Left Hand Diamonds.

ZERO BOX..SWING THRU..BOYS RUN..TAG THE LINE ..LEFT...
COUPLES CIRCULATE...BOYS HINGE...DIAMOND CHAIN THRU..
GIRLS CIRCULATE..GIRLS HINGE..DIAMOND CHAIN THRU...
BEND THE LINE..PASS THE OCEAN..SWING THRU..TURN THRU..LEFT ALLE.

ZERO LINE...RIGHT & LEFT THRU..DIXIE STYLE TO A WAVE...BOYS TRADE..BOYS RUN..
GIRLS HINGE...DIAMOND CHAIN THRU..CAST THE SHADOW...
BOYS RUN..COUPLES CIRCULATE..TURN & DEAL..GRAND RIGHT & LEFT...

Diamond Chain Thru Starting from Facing Diamonds:

ZERO BOX WAVE....GIRLS HINGE...DIAMOND CHAIN THRU..
BOYS 1/4 THRU...DIAMOND CHAIN THRU...GIRLS RUN...
TURN & DEAL...BOX THE GNAT...GRAND RIGHT & LEFT.....

ZERO LINE...RIGHT & LEFT THRU..DIXIE STYLE TO A WAVE...
BOYS 1/4 THRU...DIAMOND CHAIN THRU...
EXPLODE THE WAVE..PARTNER TRADE & ROLL...GRAND RIGHT & LEFT...

Note: All the above examples use A-I basics mixed with the Diamond Chain Thru.
The reason is many of you who are calling A-I will like to explore the new additions
with you dancers as truly none are difficult and can be easily worked with at the A-I
plateau.....

TRANSFER AND:

STARTING FORMATION:...Columns ...Right or Left Handed.

THE ACTION:... As in a normal Transfer the Column, the lead two dancers will do
a normal Transfer the column action....The trailing Two will circulate
to form the "box" from which they listen to receive the "AND" call..
Common actions to use would include.....1/4 or 3/4 Thru...
Box counter rotate...Follow your neighbor/spread etc....

THE ENDING FORMATION:... A variety of endings depending upon the "and" action.

Note: The teach of Transfer and is best started from columns with two boys/girls
as leaders so you can help by cueing....Girls transfer..boys move up &.....
You may note that several times in our 1987 notes I used this action directionally.

DANCING TRANSFER AND.....

HEADS STAR THRU & SPREAD...TOUCH 1/4....TRANSFER &...1/4 THRU...
EXTEND...BOYS RUN....(zero line)...LEFT ALLE...

ZERO LINE...PASS THRU...TURN & DEAL & SPREAD...
TOUCH 1/4...TRANSFER &...FOLLOW YOUR NEIGHBOR & SPREAD..
EXTEND...1/4 THRU...GRAND RIGHT & LEFT....

ZERO LINE...TOUCH 1/4...TRANSFER &...BOX COUNTER ROTATE..
WALK & DODGE...SWING THRU...BOYS RUN....(zero line) LEFT ALLE....

ZERO LINE...RIGHT & LEFT THRU...ROLLAWAY....TOUCH 1/4...
TRANSFER & ..SINGLE HINGE...CHAIN REACTION...
GRAND RIGHT & LEFT.....

ZERO LINE...PASS THRU...WHEEL & DEAL & SPREAD...TOUCH 1/4...
TRANSFER & ..REMAKE THE SET UP....BOYS WALK & DODGE..
BOYS CROSS CLOVER...GIRLS PASS THRU...TOUCH 1/4....GRAND RT. & LEFT....

Transfer & from Left Hand Columns.

HEADS STAR THRU...DOUBLE PASS THRU...PEEL OFF....
LEFT TOUCH 1/4....TRANSFER & ...SINGLE HINGE...& MIX...
EXTEND...BOYS RUN...PASS THE OCEAN...RECYCLE...LEFT ALLE...zero box

ZERO LINE...PASS THRU...WHEEL & DEAL & SPREAD...LEFT TOUCH 1/4..
TRANSFER & ..SINGLE HINGE...TRADE THE WAVE..
EXPLODE & PASS IN...THEN PASS THRU...TOUCH 1/4...GRAND RT. & LEFT..

THE GRAND 1/4 and GRAND 3/4 THRU:

STARTING FORMATION:.....COLUMNS.....

THE ACTION.....In the Grand 1/4 Thru...All single hinge...then the tidal wave
with your left hands will trade...All with lefts will trade....The
same for the Grand 3/4 Thru except the starting action is a cast
3/4... The calls follow the basic 1/4 & 3/4 thru action but from
columns the starting arm turn sets up tidal waves so the left arm trade
allows for the three centers with left hands to trade....SO..the
action of a Grand 1/4 thru becomes a Hinge & Triple trade....

THE ENDING FORMATION...Tidal Waves..

ZERO LINE...TOUCH 1/4...ALL 8 CIRCULATE..GRAND 1/4 THRU..
RECYCLE & SWEEP 1/4...PASS THRU..LEFT ALLE...

ZERO LINE...PASS THRU...U TURN BACK...TOUCH 1/4..
ALL 8 CIRCULATE..GRAND 1/4 THRU...BOYS RUN RIGHT...
COUPLES HINGE...WHEEL & DEAL...PASS THRU..LEFT ALLE...

ZERO LINE...TOUCH 1/4...TRIPLE SCOOT...GRAND 3/4 THRU...
CENTER FOUR....RECYCLE & SQUARE THRU FOUR...
ENDS HINGE & THE BOYS RUN...PASS THE OCEAN...
SPIN THE TOP...TURN THRU..LEFT ALLE...

Note:...I often cue the Grand 1/4 or 3/4 Thru calls by using the helping words..
for Grand 1/4 thru ...Hinge & Triple trade.....for the Grand 3/4 Thru...I say..
Cast three...& triple trade.....

THE ADVANCED I PROGRAM:

SETTING UP THE A-I BASICS FOR GRAND RIGHT & LEFT:

1. Zero Box...SWING THRU...ACEY DEUCY...GRAND RT. & LEFT.
2. Zero Line...SQUARE THRU FOUR...RIGHT ROLL...GRAND RT. & LEFT.
3. Static Set...SIDES 1/2 SASHAY...HEADS SPLIT SQUARE THRU FOUR...Gr. Rt. & Left.
4. Zero Line... RIGHT & LEFT THRU...PASS THE OCEAN...EXPLODE & ROLL....
5. Across the Street Box...SWING THRU...BOYS RUN...TAG THE LINE LEFT..
COUPLES CIRCULATE...TURN & DEAL...GRAND RT. & LEFT.
6. Zero Line...PASS THE OCEAN...SWING THRU...BOYS RUN...TURN & DEAL....
7. Zero Box...SWING THRU...BOYS RUN...BEND THE LINE...RIGHT & LEFT THRU..
CURLEY CROSS....GRAND RIGHT & LEFT..
8. Zero Line...PASS THRU...WHEEL & DEAL...ZOOM...CENTERS STEP TO A WAVE..
CHAIN REACTION...GRAND RIGHT & LEFT...
9. Static Square...SIDES 1/2 SASHAY...HEADS SQUARE THRU FOUR...
PASS THRU...CLOVER & SQUARE THRU 3/4...GRAND RIGHT & LEFT...
10. Static Square...FOUR LADIES CHAIN...SIDES ROLLAWAY 1/2 SASHAY..
HEADS TOUCH 1/4...THAT GIRL RUN RIGHT...CENTERS PASS THRU..
CENTERS IN...CAST OFF 3/4...ENDS BEND...GRAND RT. & LEFT.....

Enough for now....File these away as they will always be handy get outs.....

DANCING THE ADVANCED I PROGRAM: Featuring Pass Out.

ZERO BOX...PASS OUT...ENDS BEND & THE ENDS PASS OUT...
CENTERS IN...CAST OFF 3/4...CENTERS SQUARE THRU FOUR...
ENDS STAR THRU...ALL PASS OUT & ROLL...PASS THRU..
GRAND RIGHT & LEFT...

ZERO BOX...SWING THRU...BOYS RUN...TAG THE LINE...IN...
PASS OUT...GIRLS PARTNER TRADE...TOUCH 1/4...GIRLS TRADE..
RECYCLE...PASS THRU...TRADE BY...LEFT ALLE....zero box..

SIDES ROLLAWAY...HEADS WHEEL THRU...PASS OUT...
BOYS PARTNER TRADE...COUPLES CIRCULATE...TURN & DEAL...
PASS OUT...ENDS BEND...GIRLS WITH A LEFT...TOUCH 1/4...
THOSE WHO CAN...STAR THRU...THE OTHER BOY...PUT CENTERS IN & CAST
OFF 3/4...STAR THRU...PASS THE OCEAN...SPIN THE TOP...TURN THRU...LEFT ALLE.

HEADS PASS IN & ROLL...HEADS PASS OUT...(zero box)
ALL PASS OUT & ROLL...ALL PASS THRU...GRAND RIGHT & LEFT...

Dancing the A-I basics:

HEADS PASS THE OCEAN...CHAIN REACTION...BOYS RUN...
BEND THE LINE...WHEEL THRU...CLOVER & WHEEL THRU..
SWING THRU...TURN THRU...LEFT ALLE...

ZERO LINE...PASS THE OCEAN...BOYS RUN...ACEY DEUCY..
CAST THE SHADOW...BOYS RUN...ACEY DEUCEY..
WHEEL & DEAL...LEFT ALLE....zero box..

DANCING THE ADVANCED II PROGRAM:

ZERO BOX..TOUCH 1/4..SCOOT & WEAVE..1/4 THRU..
IN ROLL CIRCULATE..GIRLS TRADE..GIRLS RUN..TURN & DEAL..
WHEEL THRU & ROLL..GIRLS RUN..SQUARE THRU..ON THE THIRD HAND..
GRAND RIGHT & LEFT....

ZERO LINE..PASS THE OCEAN..SCOOT & WEAVE..
SCOOT BACK..OUT ROLL CIRCULATE..SWING THRU..
TURN THRU..LEFT ALLE.....

ZERO LINE..PASS THE OCEAN..MOTIVATE..ALL 8 CIRCULATE..
IN ROLL CIRCULATE..BOYS FOLD..GIRLS SQUARE THRU 3/4..
PASS & ROLL..YOUR NEIGHBOR & SPREAD..ACEY DEUCEY..
BOYS RUN..TURN & DEAL..PASS THRU..GRAND RIGHT & LEFT...

ZERO BOX..WAVE..GIRLS TRADE..GIRLS RUN..TAG THE LINE RIGHT..
COUPLES CIRCULATE..GIRLS WALK & DODGE...Careful with the next line!
SINGLE WHEEL...CENTERS WALK & DODGE...1/2 BREED THRU..
STEP TO A WAVE....TRADE CIRCULATE..SLIP..SLIDE..SLIP....SLIDE...LEFT ALLE...

ZERO LINE..RIGHT & LEFT THRU..DIXIE STYLE TO A WAVE..
BOYS TRADE....CAST THE SHADOW....TURN & DEAL..
PASS THRU..TRADE BY...PASS THE SEA...LOCKIT...SLIP..SLIDE..
SLIP & SLIDE...LEFT ALLE....

ZERO BOX WAVE...IN ROLL CIRCULATE..RECYCLE..VEER LEFT..
CENTERS..SCOOT & WEAVE...& SWITCH THE WAVE....
ENDS CIRCULATE ONCE & 1/2...CENTER FOUR FLIP THE DIAMOND..& HINGE...
ENDS..SINGLE WHEEL...(parallel left handed wave) TRADE THE WAVE..
BOYS RUN..PASS THRU..WHEEL & DEAL..DOUBLE PASS THRU..LEAD COUPLE..
PARTNER TRADE..PASS IN & ROLL..GRAND RIGHT & LEFT...

ZERO LINE..PASS THE OCEAN..SWING THRU..BOYS RUN..
BOYS CIRCULATE ONCE & 1/2..GIRLS BOX COUNTER ROTATE & TRAIL OFF..
CENTERS...FLIP THE DIAMOND..ENDS..PARTNER HINGE..
6 BY 2 ACEY DEUCEY..THE WAVE..SINGLE HINGE & BOX COUNTER ROTATE..
GIRLS TRADE..ALL 8 CIRCULATE..TRANSFER THE COLUMN..WALK & DODGE..
PARTNER TRADE...SLIDE THRU..LEFT ALLE...

I have received a number of requests to include a few C-I figures as many callers who call an A-II dance are asked to call a C-I star tip....Many don't call C-I and if you keep these C-I dance figures it may help you prepare for the occasional C-I star tip.

ZERO LINE..PASS THRU..VERTICAL..TAG..IN ..BOYS ..SQUARE CHAIN THE TOP..
GIRLS PASS THRU & ENDS BEND..GIRLS PASS THRU..BOYS SHAKEDOWN..
GIRLS RUN...SQUARE THE BASES..PASS IN...1/2 BREED THRU..
PASS THE OCEAN..SWING THRU..TURN THRU...LEFT ALLE...

ZERO LINE..PASS THE OCEAN..ALL 8 COUNTER ROTATE..
1/4 THRU..RECYCLE..CROSSCHAIN & ROLL..SWITCH TO AN INTERLOCKED
DIAMOND..INTERLOCKED DIAMOND CIRCULATE..FLIP THE INTERLOCKED
DIAMOND..BOYS RUN..COUPLES CIRCULATE..GIRLS HINGE..
FLIP THE DIAMOND...GRAND RIGHT & LEFT..

HEADS PASS THE OCEAN..SWING THRU..SCOOT & RAMBLE..
STEP TO A WAVE..ALL 8 COUNTER ROTATE..SWING THRU..BOYS RUN..
COUPLES CIRCULATE..VERTICAL 1/2 TAG..WALK & DODGE.....
VERTICAL TAG..GIRLS GO LEFT..BOYS RIGHT..LEFT ALLE....

notes

Our 20th Year

FOR CALLERS

JACK A. LASRY

1513 N. 46th AVENUE • HOLLYWOOD, FLORIDA 33021 • (305) 981-7788

FEBRUARY 1988 ADVANCED SUPPLEMENT

EXPERIMENTAL WORKSHOP:

Six By Two; Lockit..Fan the Top..Spin The Top	6
Relay With A Star	7

THE ADVANCED I PROGRAM:

Split Square Thru 3/4	7
Triple Star Thru & Roll	9
Swap Around Choreo.....	9

A LOOK AT THE NEW ADDITIONS TO THE A PROGRAM .. 3

The Advanced II Choreography	10
------------------------------------	----

C-I "TID BITS"	10
----------------------	----

SPECIAL NOTE:

Current Advanced Q.S. Selections:

Mini Busy..Checkover..Open Up The Column..Cover Up.

EXPERIMENTAL WORKSHOP FOR ADVANCED DANCING:

The start of 1988 brings to us some interesting ideas. The most interesting and with the best, in my opinion, chance for a long life were sent to me by Jac Fransen who lives in the Netherlands.....

We are all very familiar with the formation in the center of a Motivate or Chain Reaction or directionally set up which has the wave of Six with the lonesome two parallel to the waves just outside the very centers of the wave to form a Diamond or Star with the centers of the wave. The formation that has the center star 1/2 while the ends trade as in a Motivate.....Well Jac has some neat ideas that set up this formation

SIX BY TWO.....SPIN THE TOP.....FAN THE TOP.....LOCKIT.....Jac Fransen.

STARTING FORMATION.....Parallel Ocean Waves.

THE ACTION:... For a Six By Two Spin The Top, Start the Spin The Top...Turn 1/2 by the Right....Centers turn Left 3/4.....BUT the new Ends will do a 1/2 circulate ending in the desired formation which Jac calls the "Tivate" formation. Tivate taken from MoTIVATE.....

THE ENDING FORMATION: A Star or Diamond as Centers of a Six Hand Wave...

Note; From Parallel Ocean Waves...Have the Ends Circulate 1/2 and the Centers Hinge and you see the "Tivate" formation.....

For a SIX BY TWO FAN THE TOP.....The centers of the parallel waves will cast 3/4 and the Ends will 1/2 circulate...Ends in the "Tivate" formation...

For a Six BY TWO LOCKIT.....The centers of the parallel waves will hinge as the ends 1/2 Circulate also ending in the "Tivate" formation.....

COMMENT: The action is easy to dance, but please don't try to teach all three on the same night....Pick out one and work with it until the dancers accept the action easily... The following choreography is up to you, but there is a lot to create from the "Tivate" formation....Here are a few ideas.....

1. The wave of six..Swing thru.
 2. The Diamond circulate...now the wave of six swing thru..
 3. The wave swing thru..single hinge...The column circulate...
- ON AND ON AND ON.....

A few Dance examples using Six By Two Lockit.... (suggested starting figure)

ZERO BOX WAVE...SIX BY TWO LOCKIT...THE WAVE OF 6 SWING THRU..
FOUR BOYS..FLIP YOUR DIAMOND..GIRLS HINGE..
BOYS SWING THRU..GIRL LOOKING OUT U TURN BACK...
EXTEND..BOYS RUN..STAR THRU..PASS THRU..LEFT ALLE...

ZERO LINE..PASS THE OCEAN...6 BY 2 LOCKIT...THE DIAMOND....
DIAMOND CIRCULATE..WAVE OF SIX..SWING THRU & SINGLE HINGE..
CENTER FOUR..TURN & DEAL..OUTSIDE BOYS RUN..DOUBLE PASS THRU..
LEAD PAIR..PARTNER TRADE..SWING THRU..TURN THRU..LEFT ALLE.....

ZERO LINE..PASS THE OCEAN..ALL 8 CIRCULATE..6 BY 2 LOCKIT...
THE DIAMOND..DIAMOND CIRCULATE..GIRLS..SEE your Facing Diamond...
GIRLS DIAMOND CIRCULATE..CENTERS..CUT YOUR DIAMOND....
OUTSIDES BEND TO FACE IN....CHAIN REACTION (standard position)
BOYS RUN..FERRIS WHEEL..SQUARE THRU 3/4...LEFT ALLE...zero box..

Once the concept with the Lockit works easily expand to the Fan the Top and the six by two spin the top.....

Experimental Workshop Cont.

Jac has a few other ideas that have some merit but enough for this month. Try the six by two figures and I think you will find them easily mastered and the "Tivate" ending formation will provide you with ample choreography to create and easily followed by dancers...

If you like to experiment, here is an idea that might be interesting at a weekend of if you just need to work with an experimental....

RELAY WITH A STAR. Phil Kozlowski.

I place Relay with a Star as an Advanced idea after the RCW experience with the overall plus dancers....This call is also an interrupted Relay The Deuce idea....

STARTING FORMATION. parallel waves.

THE ACTION.. Explained from standard right hand waves. Start a Relay The deuce..

Turn right..boys 3/4...GIRLS WILL 1/2 circulate...(now in a "tivate" formation..see page 6) The star or diamond in the center will turn 1/2 as the ends of the six hand wave turn 1/2 by the right....Now all wave dancers will turn 1/2 by the left....From here proceed as normal... The ends of the six hand waves are boys who will do their circulate once & 1/2 as the outside girls circulate to become the ends of the six hand wave...now the wave will "spin the top" turn right..girls turn left 3/4 as the boys move up to become ends of the forming waves.

Reviewing the action, you can see that the initial star formed by the girls 1/2 circulate is the major change in the basic releay the deuce action...The star turning exactly 1/2 equates to the right arm turn of the of the wave swing thru of a normal deuce.... The outside girls then end up on the other side of the six hand wave and then proceed as usual...

ZERO BOX..WAVE..RELAY WITH A STAR..RECYCLE..
SQUARE THRU 3/4...LEFT ALLE....

ZERO LINE..PASS THE OCEAN...RELAY WITH A STAR...
RECYCLE...LEFT ALLE...zero box...

The action will dance smoothly, the center star turning 1/2 while the end pair in the wave trade...give you a motivate feeling.....A couple of walk thrus will make it dance easily....If you want to get their attention.....Directionally change how far to turn the star...Relay with a Star BUT turn the star 3/4....etc.....

THE ADVANCED I PROGRAM:

Working with SPLIT SQUARE THRU 3/4..

From the popular starting formations, a Split Sq. Thru 3/4 will end with Lines Facing Out... The action has the dancers who start the action do the "three" hand square thru while the inactives use only two hands of the square thru action...A few ideas to start the action and when ending in the lines facing out, all following choreography is acceptable as the last "pull by" of the square thru has no influence upon body flow....

HEADS PASS IN & ROLL...SPLIT SQUARE THRU 3/4...
STEP & SLIDE...PEEL OFF...SLIDE THRU..LEFT ALLE...zero box.

ZERO BOX..SWING THRU..BOYS RUN..TAG THE LINE..
GIRLS PARTNER TRADE & ROLL...SPLIT SQUARE THRU 3/4...
ENDS BEND...SPLIT SQUARE THRU 3/4...1/2 TAG THE LINE..
1/4 THRU..EXPLODE &..RIGHT & LEFT THRU..SLIDE THRU..LEFT ALLE..zero box.

ZERO LINE..PASS THRU..WHEEL & DEAL..CENTERS PASS IN...&..
BOX THE GNAT..SPLIT SQUARE THRU 3/4...BOYS RUN RIGHT..
FOLLOW YOUR NEIGHBOR & SPREAD..GIRLS TRADE..RECYCLE..
SWING THRU...GRAND RIGHT & LEFT.....

A SECOND LOOK AT THE NEW CALLS ON THE ADVANCED PROGRAM:

It was suggested that the new additions to the advanced program be used with the A-II program but I have found that all will easily accepted in the A-I program....

DIAMOND CHAIN THRU:

A nice Diamond Chain Thru into a Grand Rt. & Left; The action starts from facing diamonds.

ACROSS THE STREET BOX..(heads 1/2 square thru)
DOSADO TO A WAVE..GIRLS TRADE...SWING THRU..BOYS RUN..
TAG THE LINE RIGHT...BOYS TRADE..BOYS SCOOT BACK..BOYS RUN..
GIRLS HINGE...DIAMOND CHAIN THRU..GRAND RT. & LEFT...

THE GRAND 1/4 THRU:

If you accept the premise that calls starting with a hinge such a 1/4 thru or Grand 1/4 thru can also start when the hinge action becomes a PARTNER hinge then there are a few ideas.....

GRAND 1/4 THRU USING THE PARTNER HINGE:

ZERO LINE..PASS THRU..WHEEL & DEAL..DOUBLE PASS THRU..
GRAND 1/4 THRU...(all partner hinge then with left hands triple trade.)
ALL SINGLE HINGE..ALL 8 CIRCULATE..TRANSFER THE COLUMN...
1/4 THRU..EXPLODE THE WAVE...PARTNER TRADE & ROLL..GRAND RT. & LEFT..

HEADS STAR THRU...DOUBLE PASS THRU..GRAND 1/4 THRU..
GIRLS RECYCLE & SWEEP 1/4 & SQUARE THRU 3/4..
BOYS HINGE & ROLL & START A SPLIT SQUARE THRU FOUR...
CLOVER & SQUARE THRU FOUR...TOUCH 1/4...
BOYS TRADE..BOYS RUN..TURN & DEAL..GRAND RIGHT & LEFT...

The next figure combines a partner hinge and a single hinge to start the action.

ZERO LINE..PASS THRU..WHEEL & DEAL..DOUBLE PASS THRU..
CENTERS CHASE RIGHT...ALL GRAND 1/4 THRU..
GRAND SWING THRU..SINGLE HINGE..TRANSFER THE COLUMN..
BOYS RUN..PASS THE OCEAN..SWING THRU..TURN THRU..LEFT ALLE...

TRANSFER AND...

HEADS STAR THRU & SPREAD....TOUCH 1/4...TRANSFER & GIRLS ROLL..BOYS TRADE..
TRADE THE WAVE..RECYCLE..SQUARE THRU 3/4..TRADE BY..LEFT ALLE..zero box..

ZERO LINE..PASS THRU..WHEEL & DEAL & SPREAD.. PASS THRU..
PARTNER TRADE..TOUCH 1/4...TRANSFER & BOYS ROLL..GIRLS WALK & DODGE..
(3 & 1 lines) STEP & SLIDE...BOYS WALK & DODGE..GIRLS TRADE..
PASS THRU..U TURN BACK..TOUCH 1/4..GRAND RT. & LEFT...

ZERO LINE..TOUCH 1/4...ALL 8 CIRCULATE ..TRANSFER & TRADE to a SCOOT & DODGE..
NOW CLOVERLEAF..CENTERS SQUARE THRU 3/4..PASS IN..
RIGHT & LEFT THRU..DIXIE STYLE TO A WAVE...BOYS 1/4 THRU..
DIAMOND CHAIN THRU..RECYCLE..VEER LEFT..
CROSSOVER CIRCULATE..TURN & DEAL..LEFT ALLE...zero box...

Keep in mind that for most of your advanced dancers these new additions are all new and while they are easy calls the fact that there are four calls with variations don't be in a big hurry if they are causing problems...Take them one at a time until mastered and easily reacted too.

THE ADVANCED 1 PROGRAM...Some TRIPLE STAR THRU & ROLL IDEAS.

The Roll comes at the end of the action following the last star thru..

HEADS DOUBLE STAR THRU..CLOVERLEAF..
SIDES TRIPLE STAR THRU & ROLL...LEFT ALLE...zero box.

ZERO LINE..PASS THE OCEAN..GIRLS RUN..TAG THE LINE IN..
PASS THRU..TURN & DEAL...TRIPLE STAR THRU & ROLL..
SPIN THE TOP & SLIDE THRU..LEFT ALLE....

FOUR LADIES CHAIN 3/4...FOUR LADIES CHAIN ACROSS..
HEADS DOUBLE STAR THRU & CLOVERLEAF..SIDES TRIPLE STAR THRU..& ROLL
BOX THE GNAT..GRAND RIGHT & LEFT..

ZERO BOX..SWING THRU..BOYS RUN..TAG THE LINE IN..
PASS THRU..WHEEL & DEAL...TRIPLE STAR THRU & ROLL...
PASS THRU..TRADE BY..LEFT ALLE...zero box.

SWAP AROUND CHOREOGRAPHY: Standard position.

ZERO LINE..PASS THRU..WHEEL & DEAL & SPREAD..
CENTERS..SWAP AROUND..(hook on) CAST OFF 3/4...
CENTERS SWAP AROUND..GIRLS PARTNER TRADE..
CROSSOVER CIRCULATE..TURN & DEAL..& ROLL..(ck left hand waves)
TRADE THE WAVE..BOX THE GNAT..GRAND RT. & LEFT..

HEADS SQUARE THRU FOUR..CENTERS IN...STEP & SLIDE..
CENTERS SWAP AROUND..HORSESHOE TURN..RIGHT & LEFT THRU..
VEER LEFT..FERRIS WHEEL & SPREAD..CENTERS SWAP AROUND
CENTERS RUN....LEFT ALLE...or Centers Run..Grand Rt. & Left.

SWAP AROUND ..D.B.D.

A Swap Around into a Grand Rt. & Left.

ZERO BOX...SWING THRU..CENTERS TRADE..RECYCLE...
SWING THRU..CENTERS RUN..FERRIS WHEEL..SWAP AROUND..GRAND RT. & LEFT.

ZERO BOX WAVE...SCOOT BACK..RECYCLE..VEER LEFT..
FERRIS WHEEL..ZOOM..CENTERS SWAP AROUND..GRAND RT. & LEFT...

ZERO LINE..PASS THRU..WHEEL & DEAL..DOUBLE PASS THRU..
PEEL OFF...PASS THRU..TURN & DEAL..ZOOM..
GIRLS SWAP AROUND..STAR THRU...BOYS TRADE..CAST THE SHADOW..
RECYCLE...SQUARE THRU..ON THE THIRD HAND..GRAND RT. & LEFT..

HEADS STAR THRU & SPREAD..PASS THRU..WHEEL & DEAL..
ZOOM...BOYS SWAP AROUND..PASS THRU..
GIRLS SWAP AROUND..CENTERS IN..CAST OFF 3/4..
1/2 BREED THRU..STAR THRU..PASS TO THE CENTER..
CENTERS SWAP AROUND..SWING THRU..BOYS RUN..
TAG THE LINE..GIRLS GO LEFT..GENTS RIGHT..LEFT ALLE...

Swap Around has never been the most popular call but if you use it quite a bit the dancer reaction will continue to improve until the reaction is quite automatic and you can get some flow into your next movement....

THE ADVANCED II PROGRAM: Combinations of IN/OUT ROLL CIRC. with SCOOT & WEAVE.

ZERO BOX WAVE...IN ROLL CIRCULATE...SCOOT & WEAVE..
SPLIT COUNTER ROTATE...ALL 8 CIRCULATE...BOYS RUN..
STEP TO A WAVE...TRADE CIRCULATE...LEFT ALLE...zero box.

HEADS PASS THE OCEAN...EXTEND & 1/4 THRU...SCOOT BACK..
IN ROLL CIRCULATE...SCOOT & WEAVE...SPLIT CIRCULATE..
SLIP...RIGHT & LEFT GRAND...

ZERO LINE...PASS THE OCEAN...IN ROLL CIRCULATE...SCOOT & WEAVE..
SCOOT CHAIN THRU...1/4 THRU...GIRLS RUN...TURN & DEAL...VEER LEFT..
CROSSOVER CIRCULATE...TURN & DEAL...STEP TO A WAVE..
BOYS FOLD...PEEL & TRAIL...GRAND RIGHT & LEFT....

Using Out Roll Circulates .

ZERO BOX WAVE...OUT ROLL CIRCULATE...SCOOT & WEAVE..
BOYS FOLD...GIRLS SQUARE THRU 3/4...PASS THRU...RIGHT ROLL TO A WAVE..
SCOOT & WEAVE...OUT ROLL CIRCULATE...1/4 THRU...IN ROLL CIRC..
BOYS RUN...LEFT ALLE...zero line..

ZERO LINE...PASS THE OCEAN...SPLIT CIRCULATE..
OUT ROLL CIRCULATE...SCOOT & WEAVE..
IN ROLL CIRCULATE...SWITCH TO AN HOURGLASS..
HOURGLASS CIRCULATE...CTR. BOYS TRADE...FLIP THE HOURGLASS..
BOYS FOLD...PEEL & TRAIL...TURN THRU...LEFT ALLE....

In a couple of the above examples I used a Peel & Trail to a Gr. Rt. & Left or a
into a Turn Thru to a Left Alle....The set up for this is simple, the same Eight Chain
Thru Box from which you can Swing Thru...Turn Thru...to a Left Alle....Just step into
a wave, have the Boys Fold...Peel & Trail and go from there....

A few C-I combinations:

HEADS PASS THE OCEAN...SWING & CIRCLE 1/4..
SCOOT & LITTLE...ACEY DEUCY...BOYS RUN...TAG BACK TO A WAVE..
BOYS RUN...PASS THRU...WHEEL & DEAL...ZOOM..
CTRS...SQUARE CHAIN THE TOP...SWING THRU...TURN THRU...LEFT ALLE..

ZERO BOX...CENTERS IN...TWIST THE LINE...SLIDE THRU..
PASS THRU...VERTICAL TAG ZIG ZAG...SWING THRU..
TALLY HO...BOYS RUN...TURN & DEAL...PASS THRU...SHAKEDOWN...& ROLL..
8 CIRCULATE...SPLIT COUNTER ROTATE...BOYS RUN..
TOUCH 1/4...BOYS RUN...LEFT ALLE...

ZERO LINE...STAR THRU...PASS THE OCEAN...RELAY THE SHADOW..
SWITCH TO AN INTERLOCKED DIAMOND...INTERLOCKED DIAMOND CIRC..
BOYS TURN & DEAL & ROLL...GRAND RIGHT & LEFT..

ZERO LINE...PASS THE OCEAN...GIRLS RUN...TAG THE LINE..
CENTERS IN...EXPLODE THE LINE...REGROUP...SQUARE THE BASES..
ROTARY SPIN...ALL 8 CIRCULATE...GRAND RT. & LEFT..

ZERO LINE...PASS THRU...WHEEL & DEAL...CTRS STEP TO A WAVE..
JAYWALK & TRADE...SCOOT & RAMBLE...& SPREAD...CTRS...CROSS & TURN..
TWIST THE LINE...PASS IN...STAR THRU...ZOOM...SQ, THRU 3/4...LEFT ALLE..

notes



Our 20th Year

FOR CALLERS

JACK A. LASRY

1513 N. 46th AVENUE • HOLLYWOOD, FLORIDA 33021 • (305) 981-7788

MARCH 1988 ADVANCED SUPPLEMENT

Q.S. COMMITTEE REPORT

Cover Up & Open Up The Column Dropped 11

FINISH LIKE A CHAIN REACTION 11

ADVANCED Q.S. SELECTION

Anything & Cross 12

THE ADVANCED I PROGRAM

Split Transfer Choreo. 13

Dancing A-I 13

THE ADVANCED II PROGRAM

Anything & Cross with A-II Basics 14

A "Neat" set up. 14

A-II Get Outs 14

Diagonal Choreo. 15

C-I CHOREO. 15

Q.S COMMITTEE DROPS COVER UP & OPEN UP THE COLUMN

NEW Q.S. SELECTION...ANYTHING & CROSS.

The Remaining Q.S. Calls are: Mini Busy, Checkover & Anything & Cross.

Q.S. COMMITTEE DROPS COVER UP AND OPEN UP THE COLUMN.

The Callerlab Q.S. committee announced that the two recent Q.S. selections Cover Up and Open Up The Column have been voted off the current list. This leaves Mini Busy and Checkover as the holdovers and on the next page you will find the New Addition for the March quarter....Anything & Cross....

I kind of liked Cover Up as we don't have any calls that start with a Circulate once & 1/2 and I also liked the variety of starting formations....Oh well thats how it goes... Seems to me that Mini Busy and Checkover have been Q.S. calls for quite some time and should be reviewed by the committee to place on the Advanced program or to let them pass on quietly.....

RELAY WITH A STAR, an experimental I reported last month has caught the fancy of the advanced dancers who like to Dance figures with a little meat and not only the quick two beat figures that have the dancer finish a call almost faster then the name of the call can be called..... I have found that I will leave the call just as reported for awhile and not fractionalize the center star...Let them dance and enjoy a nice figure!

The Six By 2 Lockit etc. that I reported last month is really well accepted...Easily mastered and sets up the formations that allow for nice Choreo....The only comment that I have had that is negative is the name.....I kind of felt the same way but I can't come up with another name....Any ideas?????

WORKING 6 BY 2 LOCKIT to set up the "Tivate" formation and then Finish like a Chain Reaction..... Easily followed by the dancers at A-1 and can really help develop the awareness for doing Chain Reaction from all right and left handed set ups if and when you choose to workshop the extended degree of difficulty set ups.....

ZERO BOX..WAVE...6 BY 2 LOCKIT...(girls hinge..boys 1/2 circ.)
FINISH LIKE A CHAIN REACTION...(the star turns 1/4..ends trade...boys turn 3/4 girls move up..) ending in parallel waves with boys as centers & girls as ends)
BOYS RUN..FERRIS WHEEL..SQUARE THRU 3/4...LEFT ALLE...

ZERO LINE..PASS THE OCEAN...6 BY 2 LOCKIT..FINISH LIKE A CHAIN REACTION..
BOYS RUN..CROSSOVER CIRCULATE..TURN & DEAL..
PASS THRU..RIGHT ROLL TO A GRAND RT. & LEFT....

ZERO BOX WAVE...SCOOT BACK...6 BY 2 LOCKIT..
FINISH LIKE A CHAIN REACTION...(girls will do the 3/4 turn)
RECYCLE..PASS THRU..TRADE BY..LEFT ALLE...zero box...

Try a couple that set up a left hand star:

ZERO BOX..SWING THRU..BOYS RUN..TAG THE LINE LEFT..
COUPLES CIRCULATE..GIRLS RUN...6 BY 2 LOCKIT..
(talk with the dancers about the left hand star 1/4 ends trade with a left etc)
FINISH LIKE A CHAIN REACTION...BOYS CROSS RUN..
RECYCLE..PASS THRU..TRADE BY...LEFT ALLE...zero box..

ZERO LINE..RIGHT & LEFT THRU..DIXIE STYLE TO A WAVE..
6 BY 2 LOCKIT..FINISH LIKE A CHAIN REACTION..
GIRLS RUN..BEND THE LINE...(zero line)
STAR THRU..PASS THE OCEAN..SPIN THE TOP..BOYS RUN..
TURN & DEAL...GRAND RIGHT & LEFT...

With very little help, the dancers will react very well to the above ideas and they are building upon what they already know and yet the change of set up makes it real nice to dance....

THE ADVANCED Q.S. PROGRAM...NEW SELECTION...ANYTHING & CROSS.

The advanced Q.S. committee announces that the selection for the quarter starting with March the 1st is Anything & Cross.... The call is an old one but a Good One!. The call Curly Cross stands alone and the curlique action continues to fall deeper into disfavor so this action should provide alot of variety to the "cross" action and much more choreo value....

ANYTHING & CROSS... Author Unknown.

STARTING FORMATION: Right or Left handed Scoot Back Box formations including adjacent boxes or Parallel Waves, centers of waves & Two Faced Lines.

THE ACTION: After any call that ends with the dancers in a Scoot Back Box, the dancers facing into the box will with their outside hands pull by on a diagonal...

THE ENDING FORMATION: Back to Back Couples.

To give you a simple idea of the action think about a TOUCH 1/4 & Cross...A SCOOT BACK & CROSS or a SPLIT CIRCULATE & CROSS ETC....

I suggest starting with a Touch 1/4 & Cross as it relates to the Curly Cross and build into some of the other simple actions, after the simple Anything & Cross calls work easily then expand.....The Call is rather easy BUT EXPECT SOME PROBLEMS with the infacing dancer reaction...Help out with cueing the infacing action....Girls cross or Boys cross.....

ZERO BOX TOUCH 1/4...SCOOT & CROSS...PARTNER TRADE..
PASS THE OCEAN...RECYCLE...LEFT ALLE...zero box..

ZERO BOX...TOUCH 1/4...SPLIT CIRCULATE & CROSS...
PARTNER TRADE...SLIDE THRU...LEFT ALLE...zero box...

Working With The Centers Of Waves or Two Faced Lines to end in 3 & 1 Lines:

ZERO BOX...RIGHT & LEFT THRU...VEER LEFT...GIRLS CIRCULATE & CROSS...
STEP & SLIDE...BOYS SCOOT BACK & CROSS...
CENTERS IN...CAST OFF 3/4..1/2 BREED THRU.. (zero line)
SLIDE THRU...SQUARE THRU 3/4...LEFT ALLE...

ZERO LINE...RIGHT & LEFT THRU...DIXIE STYLE TO A WAVE...
BOYS SCOOT & CROSS...BOYS RUN...BOYS LOAD THE BOAT..
GIRLS BOX COUNTER ROTATE & CROSS...ALL TOUCH 1/4...
BOYS TRADE...BOYS RUN...BEND THE LINE...SLIDE THRU...LEFT ALLE...zero box..

Working with Parallel wave Boxes!

ZERO BOX...TOUCH 1/4...Balance...ALL 8 CIRCULATE & CROSS (girls pull by)
GIRLS TRADE...1/4 THRU...RECYCLE...LEFT ALLE...zero box..

ZERO BOX...TOUCH 1/4...SCOOT BACK...(point) TRADE CIRCULATE & CROSS
(boys pull by)...BOYS RUN...& CROSS...(boys cross)
BOYS TRADE...SCOOT & CROSS...PARTNER TRADE...
PASS THE OCEAN...GIRLS TRADE...RECYCLE...LEFT ALLE...zero box

DON'T OVER LOOK ANYTHING & CROSS... I feel that while it is not a new exciting idea, It has long Tasting qualities and will provide the variety that Curly Cross does not...You may be slow to accept this call but keep working with it and you will find the call is a good one.....

THE ADVANCED I PROGRAM: Choreo Featuring Split Transfer:

Split Transfer with the boys doing the 3/4 turn.

ZERO BOX..TOUCH 1/4...SPLIT TRANSFER...CENTER BOX...SPLIT TRANSFER..
AND THEN 1/4 THRU...OUTSIDE BOYS RUN RIGHT...(1/4 tag formation)
CHAIN REACTION..BOYS RUN..BEND THE LINE...
RIGHT & LEFT THRU..SLIDE THRU..LEFT ALLE...

ZERO LINE...TOUCH 1/4...each box...SPLIT TRANSFER..
BOYS RUN..WHEEL THRU..CHASE RIGHT..BOYS RUN..TOUCH 1/4..SCOOT BACK..
FOLLOW YOUR NEIGHBOR & SPREAD...GRAND RIGHT & LEFT...

Split Transfer with the girls doing the 3/4 turn.

ZERO BOX..PASS THRU..U TURN BACK..TOUCH 1/4...
SPLIT TRANSFER...COORDINATE..1/2 TAG...SCOOT BACK..
SPLIT TRANSFER..SINGLE HINGE...LOCKIT..BOYS RUN..
TURN & DEAL..GRAND RIGHT & LEFT..

ZERO LINE..TOUCH 1/4..ALL 8 CIRCULATE...each box..SPLIT TRANSFER..
1/4 THRU..BOYS RUN..BEND THE LINE...SLIDE THRU..LEFT ALLE...zero box..

Split Transfer with mixed sexes doing the 3/4 turn.

HEADS SQUARE THRU FOUR...SIDES 1/2 SASHAY..
TOUCH 1/4...SPLIT TRANSFER..ALL 8 CIRCULATE..
TRANSFER & BOYS SPLIT TRANSFER..BOYS WALK & DODGE..
TOUCH 1/4..ACEY DEUCEY..RECYCLE..LEFT ALLE...

A Split Transfer into a Grand Rt. & Left;

ZERO LINE...WHEEL THRU..CTRS. SQUARE THRU 3/4...
CENTERS IN..CAST OFF 3/4..PASS THRU..U TURN BACK..
TOUCH 1/4..SPLIT TRANSFER..GRAND RIGHT & LEFT...

DANCING THE A-I PROGRAM: Including some of the additions to the A program.

ZERO LINE..PASS THRU..WHEEL & DEAL..DOUBLE PASS THRU..
HORSESHOE TURN..RIGHT & LEFT THRU..VEER LEFT..
GIRLS 1/4 THRU...DIAMOND CHAIN THRU..
TURN & DEAL..PASS THRU..TRADE BY..SQUARE THRU 3/4..LEFT ALLE..

HEADS DOUBLE STAR THRU..SEPARATE AROUND ONE TO A LINE..
TOUCH 1/4...TRANSFER &...WALK & DODGE..TO A CLOVERLEAF..
DOUBLE PASS THRU...ALL THE BOYS RUN...CENTERS WALK & DODGE..
BOYS PASS THRU...CENTERS WALK & DODGE..
CENTERS IN...STEP & SLIDE...CENTERS IN..CAST OFF 3/4..
BOX THE GNAT..LOCKIT..SWING THRU..TURN THRU..LEFT ALLE..

ZERO LINE..PASS THRU..WHEEL & DEAL & SPREAD...
TOUCH 1/4...ALL 8 CIRCULATE..GRAND 1/4 THRU...SINGLE HINGE..
BOYS TRANSFER & ROLL...GIRLS MOVE UP & WALK & DODGE...
(boys will do the transfer the column then roll..girls move up to the box & walk & dodge)
GIRLS RUN..ALL 8 CIRCULATE...(3 & 1 lines circulating)
ENDS BEND & WITH A LEFT..TOUCH 1/4...ALL 8 CIRCULATE..
TRANSFER & BOYS ROLL..GIRLS TRADE...(zero box wave)
SWING THRU..ACEY DEUCEY..TURN THRU..LEFT ALLE...

A "Tid Bit".....ZERO BOX..RIGHT & LEFT THRU..ROLLAWAY...
CENTERS IN...STEP & SLIDE..GRAND RT. & LEFT...

THE ADVANCED II PROGRAM...Anything & Cross with A-II basics:

The Q.S. selection Anything & Cross opens up a great many ideas, here are a few I think you will like very much,....

ZERO LINE..PASS THRU..WHEEL & DEAL..CTRS. TOUCH 1/4..
BOX COUNTER ROTATE & CROSS..SWING THRU..
1/4 THRU..BOYS RUN..TURN & DEAL ..GRAND RIGHT & LEFT..

HEADS WHEEL THRU & ROLL & CROSS...SEPARATE AROUND ONE TO A LINE..
STAR THRU..PASS TO THE CTR..SQUARE THRU 3/4..LEFT ALLE...zero box..

ZERO LINE..PASS THRU..SINGLE WHEEL..GIRLS ROLL..
GIRLS BOX COUNTER ROTATE & CROSS..TOUCH 1/4 & CROSS..
BOYS PARTNER TRADE..FERRIS WHEEL..BOYS ROLL & CROSS..
BOYS CLOVER..GIRLS PASS THRU..ALL PASS IN..1/2 BREED THRU..
STAR THRU..PASS TO THE CENTER..SQUARE THRU 3/4..LEFT ALLE..

Some Creative Choreo Ideas Built Around a "Neat" idea...GIVE THIS A TRY !!!

ZERO LINE..PASS THRU..WHEEL & DEAL..DOUBLE PASS THRU..
LEAD GIRLS U TURN BACK....GIRLS TOUCH 1/4..
ALL WALK & DODGE...(ends in a static set..all facing out..boy/boy-girl/girl partners)
BOYS PARTNER TRADE & ROLL..GIRLS PARTNER TRADE..
PASS THRU..BEND THE LINE..1/2 BREED THRU..PASS THE OCEAN..
SWING THRU..TURN THRU..LEFT ALLE...

ZERO LINE..PASS THRU..WHEEL & DEAL..DOUBLE PASS THRU..
LEAD GIRLS U TURN BACK..GIRLS TOUCH 1/4..
ALL SPLIT CIRCULATE..GIRLS WITH A LEFT..1/4 THRU..& TRADE THE WAVE..
6 BY 2 ACEY DEUCY..THE WAVE..EXPLODE & TOUCH 1/4..
ALL BOYS RUN..CENTERS IN..CAST OFF 3/4..STAR THRU..ZOOM..
SQUARE THRU 3/4..LEFT ALLE...zero box...

ZERO LINE..PASS THRU..WHEEL & DEAL..DOUBLE PASS THRU..
LEAD GIRLS U TURN BACK..GIRLS TOUCH 1/4...BOYS WALK & DODGE..
GIRLS SPLIT CIRCULATE..BOYS CLOVER..GIRLS WALK & DODGE..
TOUCH 1/4...ACEY DEUCY..SCOOT BACK..SINGLE WHEEL...GR. RT. & LEFT..

Try the above ideas. give the first one a chance "cold Turkey" and my guess is 100% success !!!

A "Neat Get Out"....

ZERO BOX..SLIDE THRU..PASS THE SEA...SLIP..SLIDE..
SLIP..SLIDE...LEFT ALLE...

An even neater Get Out:

ZERO BOX..TOUCH 1/4..SPLIT COUNTER ROTATE & CROSS..
GRAND RIGHT & LEFT.....

Another neat Get Out:

ZERO BOX..SWING THRU..BOYS RUN..COUPLES HINGE..
TURN & DEAL & ROLL & CROSS...GRAND RT. & LEFT..

Enough Get Outs for now !!!!

Working with Choreography on a Diagonal:

I like to use some Diagonal choreography as part of my Advanced Dance Program. The choreo need not be difficult for it to have a different flavor for the dancers. To make it easier to direct I like to have boy/boy..girl/girl parallel ocean waves. Note: After any call it is very important that the waves or lines remain exactly parallel. The dancers, because of working on a diagonal may tend to end their call on a bit of an angle. . . . Work on the importance of returning to the parallel formation as when I explore a bit more challenging choreo they will be successful.

ZERO BOX WAVE...IN ROLL CIRCULATE..GIRLS (on a diagonal) SCOOT BACK..
BOYS (on a diagonal) SCOOT BACK..CENTERS TRADE..BOYS RUN..
PASS THE OCEAN..TRADE CIRCULATE..SLIP THE CLUTCH..LEFT ALLE..

ZERO BOX WAVE..OUT ROLL CIRCULATE..GIRLS..WALK & DODGE..
BOYS WALK & DODGE..BOYS PARTNER TRADE.. (it helps to add .."on a diagonal prior to all calls that move on the diagonal, I will leave them out to save space)
COUPLES CIRCULATE..BEND THE LINE..ENDS STAR THRU..
CENTERS WHEEL THRU..SQUARE THRU 3/4..LEFT ALLE...

ZERO LINE..PASS THE OCEAN..SPLIT CIRCULATE..
GIRLS SPLIT CIRCULATE..BOYS WALK & DODGE..
CYCLE & WHEEL..TOUCH 1/4..BOYS TRADE..BOYS RUN..ACEY DEUCEY..
WHEEL & DEAL...LEFT ALLE...zero box...

A little more challenging: Keep your positioning !!!!

ZERO LINE..PASS THE OCEAN..IN ROLL CIRCULATE..BOYS HINGE..
BOYS (on a diagonal) SCOOT BACK..GIRLS SINGLE HINGE..(parallel waves)
SLIP...1/4 THRU..BOYS RUN..TURN & DEAL..PASS THRU..U TURN BACK..LEFT ALLE.

ZERO BOX WAVE..1/4 THRU..GIRLS HINGE..GIRLS (on a diagonal)
WALK & DODGE..BOYS SINGLE HINGE..(3 & 1 lines)
ENDS TRADE THEN STAR THRU..CENTERS BOX COUNTER ROTATE & CROSS..
PASS IN...PASS THRU..TURN & DEAL..CENTERS LEFT SQUARE THRU 3/4..
GRAND RIGHT & LEFT..

A few C-I dance Figures:

ZERO LINE..PASS THE SEA..SLIP..WITH A LEFT SINGLE HINGE..
EXTEND...(ctrs have a left hand wave) CLOVER & LOCKIT..
JAY WALK & LITTLE..BOYS RUN..BEND THE LINE..SLIDE THRU..LEFT ALLE..zero box

ZERO BOX..RIGHT & LEFT THRU..VEER LEFT..SLIP..CROSS OVER CIRCULATE..
CROSS ROLL TO A WAVE...AH SO..CTRS..U TURN BACK..(magic column)
MAGIC TRANSFER THE COLUMN..EXTEND...& LITTLE...(ends in two faced lines)
BEND THE LINE..STAR THRU..PASS THRU..LEFT ALLE...

ZERO LINE..PASS THRU..TURN & DEAL..ZOOM..CROSS & TURN..
ROTARY SPIN..BOYS RUN..PASS THE OCEAN..SWITCH TO AN INTERLOCKED
DIAMOND...6 BY 2 ACEY DEUCY.. CUT THE INTERLOCKED DIAMOND..
BEND THE LINE STAR THRU..CENTERS SWAP AROUND..PASS THRU..LEFT ALLE..

ZERO LINE..PASS THE OCEAN..LOCKIT..RELAY THE SHADOW..
SWITCH THE WAVE..BEND THE LINE..PASS THE OCEAN..
TALLY HO..BOYS RUN..TURN & DEAL..PASS THRU..GR. RIGHT & LEFT...

notes



Our 20th Year

FOR CALLERS

JACK A. LASRY

1513 N. 46th AVENUE • HOLLYWOOD, FLORIDA 33021 • (305) 981-7788

APRIL 1988 ADVANCED SUPPLEMENT

THE ADVANCED I PROGRAM:

Crossover Circulate to Cast The Shadow Choreo	16
Pass In & Spread set ups	16
Smooth Entry To a Left Wheel Thru	17
Transfer And...at The A-I plateau	17
A couple of "Cuties"	17
Dancing The A-I Program	18

THE ADVANCED II PROGRAM:

Switch to a Diamond to Set Up The Hourglass Formation .	18
Working With Mix	19
Mix & Slide Choreo	19
Dancing A-II "Softly"	20
Dancing A-II With Q.S & some Choreo	20

THE ADVANCED I PROGRAM:

CROSSOVER CIRCULATE TO A CAST THE SHADOW:

The basic Cast The Shadow action for "soft" A-I seems to be a left handed Two Faced line with the girls as ends and the boys as centers... Here are a few ways to use a Cross Over Circulate to set up the desired starting formation for the Cast The Shadow..

ZERO BOX WAVE..SCOOT BACK..GIRLS RUN..CROSSOVER CIRC..
CAST THE SHADOW..ACEY DEUCEY..BOYS RUN..BEND THE LINE..
STAR THRU..PASS TO THE CTR..SQUARE THRU 3/4..LEFT ALLE..zero box..

ZERO LINE..PASS THE OCEAN..SWING THRU..GIRLS RUN..
COUPLES CIRCULATE..CROSSOVER CIRCULATE..
CAST THE SHADOW..ACEY DEUCEY..BOYS RUN..
TURN & DEAL..GRAND RT. & LEFT..

ZERO LINE..RIGHT & LEFT THRU..DIXIE STYLE TO A WAVE...BOYS TRADE..
BOYS RUN..CROSS OVER CIRC..BOYS CIRCULATE..CAST THE SHADOW..
BOYS TRADE...TURN THRU..LEFT ALLE...

Now Lets work from the Right Handed Two Faced Line and use a Cross Over Circ. to set up the formation with the girls as ends and the boys as centers...

ZERO BOX..WAVE...RECYCLE..VEER LEFT...CROSSOVER CIRC...
CAST THE SHADOW...TRADE THE WAVE..RECYCLE...
PASS THRU..TRADE BY..BOX THE GNAT..GRAND RT. & LEFT...

ZERO LINE..PASS THE OCEAN..ACEY DEUCEY..GIRLS RUN...
CROSS OVER CIRC.....CROSS OVER CIRC...CAST THE SHADOW...
BOYS RUN...ACEY DEUCEY..BOYS RUN...
TRADE THE WAVE...RECYCLE..LEFT ALLE....zero box..

The Common Column for a Touch 1/4 to set up a Transfer The Column is a column with two Boys or two Girls as leaders....Lets use a PASS IN & SPREAD to set up the boy/boy..girl/girl lines for the Touch 1/4.....A little Variety that may be a nive way to work into the action....

HEADS STAR THRU & SPREAD...PASS IN & SPREAD...TOUCH 1/4..
TRANSFER THE COLUMN..1/4 THRU..RECYCLE..LEFT ALLE..zero box..

ZERO LINE..PASS THRU..WHEEL & DEAL..DOUBLE PASS THRU..
CENTERS IN..EXPLODE THE LINE..BEND THE LINE..
PASS IN & SPREAD..TOUCH 1/4...TRANSFER THE COLUMN..
BOYS FOLD...GIRLS SQUARE THRU 3/4...STAR THRU..
ACEY DEUCEY..BEND THE LINE..RIGHT & LEFT THRU..
DIXIE STYLE TO A LEFT ALLE.....

ZERO LINE..PASS THRU..TURN & DEAL...DOUBLE PASS THRU..
CENTERS IN...EXPLODE & PASS IN & SPREAD..TOUCH 1/4..
TRANSFER THE COLUMN...1/4 THRU..GRAND RT. & LEFT....

SIDES 1/2 SASHAY..HEADS WHEEL THRU..CENTERS IN..EXPLODE THE LINE..
PARTNER TRADE..PASS IN & SPREAD...TOUCH 1/4..
TRANSFER THE COLUMN...SPLIT TRANSFER THE COLUMN....
TRIPLE SCOOT....GIRLS RUN..GRAND RT. & LEFT....

THE A-I PROGRAM:

The call LEFT WHEEL THRU gets very little attention compared to a WHEEL Thru... To get a smooth entry into a Left Wheel Thru the momentum from a Right & Left Thru provides the dancer with a starting motion that will carry them into a Left Wheel Thru action smoothly... Another entry action is a Reverse Flutter Wheel into a Sweep 1/4 into the Left Wheel Thru.... A few bits of Choreo;

HEADS RIGHT & LEFT THRU..LEFT WHEEL THRU...SWING THRU..
TURN THRU..LEFT ALLE....

HEADS RIGHT & LEFT THRU..FLUTTER WHEEL....REVERSE THE FLUTTER...
LEFT WHEEL THRU..PASS THE OCEAN..EXPLODE &...
SWING THRU..TURN THRU..LEFT ALLE...

ZERO BOX..SWING THRU..BOYS RUN..TAG THE LINE LEFT...
COUPLES CIRCULATE..BEND THE LINE..LEFT WHEEL THRU..
TRADE BY..LEFT ALLE...(From left handed two faced lines, a bend the line into a left wheel thru is very smooth)

ZERO BOX..SWING THRU..BOYS RUN..TAG THE LINE LEFT..
COUPLES CIRCULATE..WHEEL & DEAL..LEFT WHEEL THRU..
CALIF. TWIRL..PASS THRU..WHEEL & DEAL..
SQUARE THRU 3/4..LEFT ALLE....(From left handed two faced lines, a wheel & deal into a Left Wheel Thru is also a smooth entry)

TRANSFER & AT THE A-I PLATEAU:

ZERO LINE..PASS THRU..ENDS BEND..ENDS PASS OUT...
CENTERS IN..CAST OFF 3/4...TOUCH 1/4...TRANSFER &....
GIRLS HINGE & LOCKIT...EXPLODE THE WAVE..
PASS IN..1/2 BREED THRU..lines up & back...
CENTERS BOX THE GNAT TO A FAN THE TOP..ENDS STAR THRU..
CHAIN REACTION...BOYS RUN..WHEEL & DEAL...LEFT ALLE...zero box..

ZERO LINE..PASS THRU..WHEEL & DEAL..DOUBLE PASS THRU..
BOYS RUN...TRANSFER & BOYS WALK & DODGE TO A CHASE RIGHT..
GIRLS DIVIDE & TOUCH 1/4...ALL 8 CIRCULATE..
CENTER FOUR...TRADE THEN WALK & DODGE...OUTSIDE BOYS RUN..
DOSADO TO A WAVE..RECYCLE..LEFT ALLE...zero box..

ZERO LINE..WHEEL THRU..CENTERS PASS THRU..ALL BOYS RUN RIGHT..
ALL 8 CIRCULATE..TRANSFER & CENTER BOYS RUN RIGHT..CENTERS ..
WHEEL THRU..SWING THRU..BOYS RUN..STAR THRU..PASS THRU..
TRADE BY...DOSADO TO A WAVE...GIRLS CROSS RUN...
BOYS TRADE..SLIP THE CLUTCH..LEFT ALLE...

Here is a REAL Surpriser:

ACROSS THE STREET BOX...(Heads star thru..pass thru)
DOSADO TO A WAVE...GIRLS TRADE..GIRLS RUN..
TAG THE LINE IN..TOUCH 1/4..TRANSFER &.....GRAND RIGHT & LEFT...

A cute Get Out..Uses some D.B.D.

ZERO LINE..PASS THRU..WHEEL & DEAL..DOUBLE PASS THRU..
PEEL OFF..BEND THE LINE..PASS THRU..U TURN BACK..
TOUCH 1/4..SPLIT TRANSFER..GRAND RIGHT & LEFT..

DANCING THE A-I PROGRAM.

An Opener:

SIDES RIGHT & LEFT THRU...HEAD LADIES CHAIN RIGHT...
HEADS WHEEL THRU...BOX THE GNAT...GRAND RT. & LEFT...

ZERO BOX...SWING THRU...BOYS RUN...3/4 TAG THE LINE...
GIRLS CLOVER & ROLL...BOYS EXPLODE & PASS OUT...
GIRLS AS ENDS BEND & START A SPLIT SQUARE THRU FOUR...
GIRLS CLOVER...BOYS PASS OUT...TOUCH 1/4...
GIRLS TRADE...RECYCLE...LEFT ALLE...zero box...

HEADS STAR THRU & SPREAD...PASS THRU...CENTERS CHASE RIGHT...
ENDS BEND & TOUCH 1/4...(columns)ALL 8 CIRCULATE...
CTR. FOUR...WALK & DODGE...GIRLS PASS THRU...
CLOVER &...SINGLE HINGE...CHAIN REACTION...
BOYS RUN...WHEEL & DEAL...LEFT ALLE...zero box...

ZERO LINE...RIGHT & LEFT THRU...DIXIE STYLE TO A WAVE...
GIRLS CAST THE SHADOW...DON'T SPREAD...BOYS TRADE...
BOYS SPLIT TRANSFER...(columns) ALL 8 CIRCULATE...
TRANSFER THE COLUMN...GIRLS TRADE...PASS THE OCEAN...
SCOOT BACK...GRAND RIGHT & LEFT...

ZERO LINE...PASS THRU...WHEEL & DEAL...ZOOM...SPREAD...
CTRS...SWAP AROUND...STEP & SLIDE...CLOVER & WHEEL THRU...
SWING THRU...TURN THRU...LEFT ALLE...

THE ADVANCED II PROGRAM:

SWITCH TO A DIAMOND TO SET UP THE HOURGLAS FORMATION:

From the Diamond Formation, calling for the WAVE to switch to a Diamond will set up the Hourglass Formation.. Note: Normal right hand Diamonds calling a switch to a diamond for the wave will set up a normal right handed H/G..A Left hand diamond will set up a Left handed H/G and facing diamonds will set up facing H/G formations.....

ZERO BOX WAVE...SWITCH TO A DIAMOND...DIAMOND CIRCULATE...
GIRLS SWITCH TO A DIAMOND...see your HOURGLASS...HOURGLASS CIRC...
FLIP THE HOURGLASS...SLIP...RECYCLE...LEFT ALLE...zero box..

ZERO LINE...PASS THE OCEAN...SWING THRU...SWITCH TO A DIAMOND...
DIAMOND CIRC...BOYS SWITCH TO A DIAMOND...HOURGLASS CIRC...
GIRLS FLIP YOUR DIAMOND...DIAMOND CIRC...FLIP THE DIAMOND...
ACEY DEUCEY...EXPLODE & RIGHT & LEFT THRU...
PASS THE OCEAN...TRADE CIRCULATE...LEFT ALLE...

ZERO LINE...PASS THE SEA...ACEY DEUCEY...TRADE THE WAVE...
SWITCH TO A DIAMOND...BOYS SWING THRU...
BOYS SWITCH TO A DIAMOND...HOURGLASS CIRC...
GIRLS DIAMOND CIRC...CTR. GIRLS TRADE...
GIRLS FLIP YOUR DIAMOND...ALL FLIP YOUR DIAMONDS...GRAND RT. & LEFT...

All the above examples use standard Hourglass circulate actions...Explore setting up some facing H/G formations but a bit of caution...Have the wave in your facing diamonds be a RIGHT handed wave for them to Switch to a Diamond...The left hand wave could be rough...

WORKING WITH "MIX" : From Waves & Two Faced Lines.

The A-II program lists Mix and Anything & Mix....I could never see the need for this duplication....The call Mix is always preceded by some other call that will set up the wave,two faced line orwhatever for the Mix action...At any rate...lets play with MIX.

ZERO LINE..PASS THE SEA & MIX..RECYCLE & VEER LEFT..
CROSSOVER CIRCULATE..MIX & ROLL..GIRLS TOUCH 1/4...
GIRLS SCOOT BACK & BOX COUNTER ROTATE. TO A WALK & DODGE..
TOUCH 1/4...ACEY DEUCEY..BOYS RUN..WHEEL & DEAL..LEFT ALLE..zero box..

ZERO BOX..RIGHT & LEFT THRU..VEER LEFT..COUPLES CIRC..
& MIX..TURN & DEAL...PASS THRU..TRADE BY..STEP TO A WAVE..
& MIX...LEFT ALLE.....

ZERO LINE..PASS THE OCEAN..RECYCLE..VEER LEFT..
FERRIS WHEEL..CTRS..VEER LEFT & MIX..TURN & DEAL..
SWAP AROUND...LEFT ALLE...zero box...

ZERO LINE..PASS THE OCEAN...TRADE CIRCULATE..& MIX...
SCOOT BACK..BOYS RUN...TRADE CIRC..& MIX...BOYS CIRCULATE..
& MIX..BEND THE LINE..SLIDE THRU..LEFT ALLE...zero box..

A Few "Goodies" to keep under your Hat!!!

ZERO LINE...PASS THE SEA...LEFT SWING THRU..GIRLS TRADE..
& MIX...GRAND RT. & LEFT...

ZERO BOX..RIGHT & LEFT THRU..STEP TO A WAVE..&
MIX...LEFT ALLE...

ZERO LINE..PASS THE OCEAN..& MIX...
SLIP THE CLUTCH..LEFT ALLE...

NOTE: The Mix action seems, for the most part, to be easier when the Cross Run is to the RIGHT..See how your gang reacts to a "Pass The Ocean & Mix....If not smoothly then you may wish to call the action directionally and get the centers to react to the cross run to the Left....Then move into the use of the term Mix....

COMBINING MIX WITH A SLIDE.....

The Mix Action ending with the centers doing the Trade when the trade is an Arm Turn.. is the same "trade" as the SLIP is a trade...so following a mix with a SLIDE "should" be comfortable...You may have to tell the dancers that it is "Smooth".!!!!

ZERO LINE..RIGHT & LEFT THRU..DIXIE STYLE TO A WAVE..
& MIX & SLIDE..TRADE THE WAVE..SWING THRU..TURN THRU..LEFT ALLE..

HEADS WHEELTHRU..STEP TO A WAVE...TRADE CIRCULATE..
ACEY DEUCEY & MIX & SLIDE..& MIX...EXPLODE & PASS THE OCEAN..
RECYCLE...RECYCLE...EXTEND...GRAND RT. & LEFT...

ZERO BOX WAVE...SLIP & SLIDE & MIX & SLIDE....
SLIP...LEFT ALLE....

Enough of that "crazy" stuff....

DANCING THE A-II PROGRAM "GENTLY"

HEADS DOUBLE STAR THRU..CLOVERLEAF...SIDES SWAP AROUND..
PASS IN...TOUCH 1/4..TRANSFER THE COLUMN..
SPLIT CIRCULATE..SCOOT & DODGE..PARTNER TRADE & ROLL..GRAND RT. & LEFT..

ZERO LINE..TOUCH 1/4..SPLIT COUNTER ROTATE..SCOOT & DODGE..
CHASE RIGHT..IN ROLL CIRC...1/4 THRU..BOYS RUN..
BEND THE LINE..PASS THE SEA...LEFT ALLE...zero box wave..

ZERO BOX..TOUCH 1/4...EXTEND...SPIN THE WINDMILL..GIRLS LEFT 1 POSITION..
& MIX...EXPLODE & PASS THE SEA....LEFT ALLE...zero box wave..

ZERO LINE...PASS THE OCEAN...BOYS FOLD...
PEEL & TRAIL...BOYS RUN..TURN & DEAL..GRAND RT. & LEFT...

ZERO LINE..PASS THRU..TURN & DEAL..& SPREAD...
TOUCH 1/4...CHECKMATE THE COLUMN..FERRIS WHEEL...
BOYS PASS THRU..TOUCH 1/4...SLIP..& SLIDE...TRADE THE WAVE..
SWITCH TO AN HOURGLASS..H/G CIRC...CTR. GIRLS TRADE..
H/G CIRC..CTR. BOYS TRADE..FLIP THE HOURGLASS...
RECYCLE...SQUARE THRU 3/4..TRADE BY..LEFT ALLE...zero box..

HEADS TOUCH 1/4..BOX COUNTER ROTATE..WALK & DODGE..
SEPARATE AROUND ONE TO A LINE..PASS THRU..TURN & DEAL..
GIRLS SQUARE THRU 3/4...STAR THRU..CAST THE SHADOW..
SLIP & SLIDE...GIRLS CROSS RUN..GRAND RT. & LEFT...

DANCING THE A- II PROGRAM WITH Q.S. AND SOME CHOREO. !

HEADS STAR THRU & SPREAD...PASS THRU..PARTNER TRADE..
TOUCH 1/4...ALL 8 CIRCULATE ONCE & 1/2...
CTR. SIX...SCOOT & WEAVE..(ends in a tidal formation..boys as a couple
on the ends, girls in the center in a left hand wave)
GIRLS CK. YOUR WAVE...THEN MIX & LOCKIT..BOYS BEND TO FACE IN..
EXTEND & 1/4 THRU..GRAND RIGHT & LEFT.....

ZERO LINE..PASS THE OCEAN..RECYCLE & VEER LEFT..COUPLS..CIRC..
GIRLS SCOOT & CROSS..STEP & SLIDE...
CLOVER & BOYS BOX COUNTER ROTATE & CROSS...
PASS & ROLL YOUR NEIGHBOR & SPREAD.....RECYCLE...LEFT ALLE...zero box..

ZERO LINE..PASS THE OCEAN...MOTIVATE..SCOOT & WEAVE..
REMAKE THE WAVE..SLIP...TRADE CIRCULATE..TRADE THE WAVE..
SCOOT BACK..SCOOT CHAIN THRU..WALK & DODGE..
PARTNER TRADE & ROLL...GRAND RT. & LEFT...

ZERO LINE..PASS THRU..WHEEL & DEAL & SPREAD..
CTRS..PASS THE OCEAN..ENDS TOUCH 1/4...6 BY 2 ACEY DEUCEY..
THE WAVE..RECYCLE & VEER LEFT..6 BY 2 ACEY DEUCEY..
CTR. COLUMN OF SIX....CIRCULATE..COLUMN OF SIX..TRADE..
THE TWO FACED LINE MIX & TURN & DEAL...OUTSIDE BOYS RUN..
DOUBLE PASS THRU..LEADS U TURN BACK..STEP TO A WAVE...
RECYCLE..PASS TO THE CTR..SQUARE THRU 3/4....LEFT ALLE..

A Flip The H/G to a Grand Right & Left.

ZERO LINE..PASS THE OCEAN..SWITCH TO AN H/G..CTR. BOYS TRADE..
HOURGLASS CIRC...CTR. GIRLS TRADE..FLIP THE H/G...GRAND RT. & LEFT..

notes



FOR

Our 20th Year

CALLERS

JACK A. LASRY

1513 N. 46th AVENUE • HOLLYWOOD, FLORIDA 33021 • (305) 981-7788

MAY 1988 ADVANCED SUPPLEMENT

Mini Busy Addition to the Advanced Program	21
THE ADVANCED I PROGRAM	
Acey Deucey Once & 1/2	22
Facing Diamonds With Variety of actions	23
Dancing A-I	23
THE ADVANCED II PROGRAM	
Outsides doing Spin The Windmill actions	24
Scoot & Weave & Slide	24
Dancing A-II	25
EXPERIMENTAL	
Pass & Roll & Weave	25

MINI BUSY...A NEW ADDITION TO THE ADVANCED PROGRAM

Mini Busy has been on the advanced Q.S. program for some time. Dropped from the Q.S. program having served it's term, the Advanced committee voted to add Mini Busy to the program. The exact place, A-I or A-II will be determined in the near future. Many callers do not use the Q.S. selections so in a review of the action here are a few ideas.

STARTING FORMATION Parallel Two Faced Lines:

THE ACTION: The In Facing Couples will extend to the center to form a two faced line. The very center dancer in the two faced line will Single Hinge forming a Diamond..The Diamond Will then Flip to have the Centers end in an Ocean Wave. The Out Facing dancers in the two faced line will do a Turn & Deal to end facing in behind the ctr. wave.

THE ENDING FORMATION: A 1/4 Tag Formation...Right handed Two Faced Lines end with the ctr. wave right handed and Left Handed Two Faced lines have the wave Left Handed.....

NOTE: The action is easily used D.B.D. The call is a GOOD one and easily fits into the choreography of the day.....

DANCING MINI BUSY..Getting Acquainted:

ZERO BOX..SWING THRU..BOYS RUN..MINI BUSY...
EXTEND...BOYS TRADE..BOYS RUN..MINI BUSY..
EXTEND..BOYS TRADE..BOYS RUN..WHEEL & DEAL..
LEFT ALLE...Zero Box....

ZERO BOX WAVE...GIRLS TRADE..GIRLS RUN..MINI BUSY
EXTEND..GIRLS TRADE..GIRLS RUN..MINI BUSY..
EXTEND..EXPLODE & RIGHT & LEFT THRU..SLIDE THRU..LEFT
ALLE...Zero Box...

HEADS SQUARE THRU FOUR..SIDES 1/2 SASHAY..SWING THRU..
CENTERS RUN..MINI BUSY..THE WAVE..EXPLODE & SLIDE THRU..
LEFT ALLE...Zero Box.....

HEADS STAR THRU & SPREAD..PASS THRU..TAG THE LINE RIGHT
MINI BUSY..EXTEND..1/4 THRU..RECYCLE..PASS TO THE CTR..
SQUARE THRU 3/4..LEFT ALLE..Zero Box..

A NICE OPENER...Mini Busy into a Grand Right & Left.

SIDES 1/2 SASHAY..HEADS STAR THRU..PASS THRU..
SWING THRU..CENTERS RUN..MINI BUSY..GR. RT. & LEFT....

HE ADVANCED I PROGRAM:

ACEY-DEUCEY ONCE & 1/2...CHOREOGRAPHY...

1. Starting from ;
 - A. Parallel waves....Ends in a six hand wave with a center Diamond...
 - B. Parallel Two Faced Lines...Ends in a six hand formation,,end pairs as couples..centers in a facing Diamond.
 - C. Parallel Lines Facing Out..Ends in a Tidal Wave.
 - D. Three & One Lines with centers in Mini Waves & Ends facing in....Ends in Tidal Waves.
 - E. Three & One Lines with the centers facing in or out.. Ends in a six hand formation, centers in a Facing Diamond & end pairs as a couple..

DANCING ACEY-DEUCEY ONCE & 1/2:

ZERO BOX WAVE..ACEY-DEUCEY ONCE & 1/2...CTRS. DIAMOND CIRC...
FLIP THE DIAMOND & RECYCLE..OUTSIDES HINGE..GIRLS TURN BACK
DOUBLE PASS THRU..LEAD COUPLE.PARTNER TRADE..LEFT ALLE..

ZERO BOX..RIGHT & LEFT THRU..VEER LEFT..CPLS. CIRCULATE..
ACEY- DEUCEY..ONCE & 1/2.. VERY CTR. GIRLS..CAST 3/4..
ENDCOUPLES BEND TO FACE IN..EXTEND..EXPLODE & SLIDE THRU..
LEFT ALLE...Zero Box...

ZERO LINE..PASS THE OCEAN..GIRLS TRADE..RECYCLE..VEER
LEFT..
COUPLES CIRCULATE..GIRLS TRADE..GIRLS WALK & DODGE..
GIRLS RUN..ACEY-DEUCEY ONCE & 1/2..GRAND SWING THRU..
SINGLE HINGE..CENTERS TRADE..ALL BOYS RUN RIGHT..
PASS THRU..LEFT ALLE...

ZERO LINE..RIGHT & LEFT THRU..DIXIE STYLE TO A WAVE..
ACEY DEUCEY ONCE & 1/2..CTR. BOYS HINGE & RUN RIGHT..(ctr.
wave) THE WAVE SWING THRU..OUTSIDES..HINGE..
ALLGIRLS PASS THRU..CLOVER & BEND THE LINE..& SPREAD..
PASS THE OCEAN..RECYCLE..LEFT ALLE..Zero Box.

A FEW "CUTE" GET OUTS:

ZERO BOX WAVE..GIRLS TRADE..SWING THRU..BOYS RUN..
BEND THE LINE..PASS IN..GRAND RIGHT & LEFT..

ZERO LINE..RIGHT & LEFT THRU..ROLLAWAY 1/2 SASHAY..
PASS THRU..1/4 IN..GRAND RIGHT & LEFT..

FACING DIAMONDS WITH ADVANCED I CHOREO..SOME "CUTIES

Just ZERO BOX..TOUCH 1/4..(Balance)..CENTERS SINGLE HINGE..
GIRLS FACING DIAMOND CIRC.. ENDS LOAD THE BOAT..
CENTERS TURN & DEAL & PASS THRU.. BOX THE GNAT..GR..& LEFT.....

ZERO BOX..WAVE..1/4 THRU..SCOOT BACK..CENTERS HINGE..
DIAMOND..CIRCULATE..BOYS DO A FACING DIAMOND CIRC...
ENDS..TRADE & ROLL..CTRS..TURN & DEAL..STAR THRU..
& WHEEL THRU..TOUCH 1/4..CTRS. TRADE..SCOOT BACK..
BOYS RUN..PASS THRU..WHEEL & DEAL..SQUARE THRU 3/4..
LEFT ALLE...Zero Box...

ZERO LINE..RIGHT & LEFT THRU..DIXIE STYLE TO A WAVE..
BOYS HINGE..THE END OF THE WAVE & THE FACING "POINT"..
DO A FACING DIAMOND CIRC..TWO FACED LINE..BEND THE LINE..
ALL TOUCH 1/4..TRANSFER THE COLUMN..BOYS FOLD..GIRLS..
GIRLS SQUARE THRU 3/4..STAR THRU..BOYS TRADE..
COUPLES CIRC..GIRLS FOLD..GRAND RT. & LEFT..

DANCING THE A-I PROGRAM:

ZERO BOX..SWING THRU..BOYS RUN..TAG THE LINE RIGHT..
GIRLS CAST THE SHADOW BUT DON'T SPREAD..
BOYS 1/4 THRU..COLUMN OF SIX..CIRCULATE..
ENDS DIVIDE & TOUCH 1/4..CTRS..SINGLE HINGE..
ALL 8 CIRC..CTRS..WALK & DODGE..CTRS. IN...
STEP & SLIDE..GIRLS WALK & DODGE..BOYS PARTNER TRADE..
TOUCH 1/4..BOYS TRADE..BOYS RUN..TURN & DEAL..
GRAND RIGHT & LEFT....

ZERO LINE..PASS THRU..WHEEL & DEAL & SPREAD..
CTRS..SWAP AROUND..STEP & SLIDE..CLOVER &....
WHEEL THRU..PASS THE OCEAN..EXPLODE &
WHEEL THRU..PARTNER TRADE & ROLL..GR.RT. & LEFT..

ZERO LINE..PASS IN..DOUBLE PASS THRU..ALL BOYS RUN..
CTRS..WALK & DODGE..BOYS PASS IN..GIRLS PEEL OFF &
BEND THE LINE...PASS THRU..TURN & DEAL..GIRLS PASS OUT..
GIRLS CLOVER..BOYS PASS IN & PASS OUT..ALL PASS IN..
1/2 BREED THRU..PASS THE OCEAN..EXPLODE & SLIDE THRU..
LEFT ALLE...Zero Box..

ALLE. LEFT..PARTNER RIGHT..MAKE A WRONG WAY THAR..BOYS BACK UP..
STOP THE THAR..HEADS ONLY..SWING THRU..ALL BOYS..
RUN..MAKE LINES..WHEEL THRU..TRADE BY..PASS TO THE
CENTER..SQUARE THRU 3/4..LEFT ALLE...

HEADS STAR THRU & SPREAD..PASS THRU..ENDS BEND..
ENDS..LOAD THE BOAT BUT WITH NO. THREE..TOUCH 1/4..
CTRS..CHASE RIGHT..THEN HINGE & LOCKIT...
OUTSIDE GIRLS U TURN BACK..CHAIN REACTION...
BOYS RUN..TURN & DEAL..PASS THRU..GR. RT. & LEFT..

HEADS WHEEL THRU & ROLL..WALK & DODGE..CLOVERLEAF..
CTRS..DOUBLE STAR THRU..1/2 BREED THRU..LEFT ALLE...

THE ADVANCED II PROGRAM:

CHOREOGRAPHY THAT HAS THE OUTSIDES REACT TO A SPIN THE WINDMILL
DIRECTIONAL CIRCULATE WHILE THE CENTERS REACT TO A VARIETY OF MOVES.

HEADS STAR THRU & SPREAD..PASS THRU..TURN & DEAL..
GIRLS TOUCH 1/4..BOYS RIGHT & CIRC. DOUBLE..
TRADE THE WAVE...BOYS RUN..CROSS OVER CIRC..
TURN & DEAL..LEFT ALLE...Zero Box..

ZERO BOX..TOUCH 1/4..EXTEND...BOYS EXPLODE & TOUCH 1/4..
& BOX COUNTER ROTATE..GIRLS RIGHT..CIRC. DOUBLE..
BOYS 1/4 THRU..FLIP THE DIAMOND..TRADE CIRC...LEFT ALLE...Zero Box.

ZERO BOX..TOUCH 1/4..SPLIT CIRC...EXTEND...
GIRLS HINGE & BOX CIRC. ONCE & 1/2...
BOYS RIGHT..CIRC..ONCE & 1/2...THE TWO FACED LINE..
CROSSFIRE TO A WALK & DODGE..OUTSIDES BEND IN..
STEP TO A WAVE..GIRLS TRADE..GIRLS RUN..TURN & DEAL..
STEP TO A WAVE..RECYCLE..LEFT ALLE..Zero Box.

ZERO LINE..PASS THRU..WHEEL & DEAL & SPREAD..
PASS THRU..TURN & DEAL...GIRLS PASS IN..& PASS OUT..
BOYS FACE IN & CIRC DOUBLE...BOYS START A SPLIT SQUARE THRU 3/4..
MIX...(Boys cross run..Girls trade ends in lines facing in)
1/2 BREED THRU..LEFT ALLE...Zero Line..

SCOOT & WEAVE TO A SLIDE:

ZERO BOX..TOUCH 1/4..SCOOT & WEAVE..SLIDE & SLIP..
TRADE THE WAVE...(Zero Box Wave) SINGLE HINGE..
SPLIT CIRCULATE..SCOOT & WEAVE & SLIDE..& MIX..
BOYS RUN..BEND THE LINE..SLIDE THRU..LEFT ALLE...Zero Box..

ZERO LINE..PASS THE OCEAN...SCOOT & WEAVE & SLIDE...Balance..
IN ROLL CIRCULATE..SINGLE WHEEL..PASS THRU..TRADE BY..LEFT ALLE..Zero Box.

ZERO BOX..RIGHT & LEFT THRU..VEER LEFT..COUPLES CIRC..
GIRLS SCOOT & WEAVE & SLIDE...Facing DIAMOND CIRC..
THE END BOYS AND THE "FACING POINT" DIAMOND CIRC..
ENDS STAR THRU..THE TWO FACED LINE..WHEEL & DEAL..
DIXIE GRAND...LEFT ALLE...

ZERO LINE..RIGHT & LEFT THRU..DIXIE STYLE TO A WAVE...
BOYS SCOOT & WEAVE & SLIDE...(Left Hand Diamonds)
BOYS TRADE THE WAVE..GIRLS 1/4 IN..EXTEND..1/4 THRU..
RECYCLE...WHEEL THRU & ROLL...(Columns) COORDINATE..
TURN & DEAL..SQUARE THRU..ON THREE..GRAND RIGHT & LEFT...

A CUTE GET OUT USING A SCOOT & WEAVE & SLIDE..(It is a Left hand action)

ZERO LINE..RIGHT & LEFT THRU..PASS THE SEA..With a Left...SINGLE HINGE..
SPLIT CIRCULATE..with a Left...SCOOT & WEAVE & SLIDE..
GRAND RIGHT & LEFT...

DANCING THE ADVANCED II PROGRAM:

A "QUICK" OPENER"

HEADS LEFT WHEEL THRU...RECYCLE...GRAND RIGHT & LEFT..

Note...The Recycle is a facing recycle...

A NICE GET OUT:

ZERO LINE...PASS THE OCEAN...GIRLS TRADE...SWING THRU..
SWITCH THE WAVE TO A TURN & DEAL TO A GRAND RIGHT & LEFT..

ZERO BOX...WAVE...MOTIVATE...PASS & ROLL...BOYS RUN...LEFT ALLE...Z. Line.

ZERO LINE...PASS THE OCEAN...MOTIVATE...SINGLE WHEEL...
PASS & ROLL YOUR NEIGHBOR & SPREAD...LOCKIT
RECYCLE...TOUCH 1/4...BOYS RUN...LEFT ALLE...Zero Box...

ZERO LINE...PASS THRU...WHEEL & DEAL & SPREAD...TOUCH 1/4..
TRANSFER & BOYS SPLIT CIRC ONCE & 1/2...& FLIP THE DIAMOND..
GIRLS DIVIDE & TOUCH 1/4...BOYS HINGE...ALL 8 CIRCULATE..
BOYS RUN & ZOOM...CTRS...PASS THRU...STEP TO A WAVE...RECYCLE...LEFT ALLE.

ZERO LINE...PASS THRU...WHEEL & DEAL & SPREAD..
LEFT...TOUCH 1/4...TRANSFER & GIRLS BOX COUNTER ROTATE..
GIRLS PEEL & TRAIL...SCOOT & WEAVE...RECYCLE...
WHEEL THRU...PARTNER TRADE & ROLL...GRAND RIGHT & LEFT..

ZERO LINE...TOUCH 1/4...CHECKMATE THE COLUMN..
CROSS OVER CIRC...FERRIS WHEEL...ALL VEER LEFT...VERY CTR. GIRLS TRADE..
CTR. LINE TAG THE LINE LEFT...EXTEND...(form waves with the outsiders)
SWING THRU...BOYS RUN...CTR. FOUR...CHASE RIGHT & 1/4 THRU..
OTHER COUPLES EXTEND TO THE CTR...& BEND TO FACE IN...CHAIN REACTION..
BOYS RUN...WHEEL & DEAL...PASS TO THE CTR...SQ. THRU 3/4...LEFT ALLE...Zero Box

A PASSING THOUGHT...We use a Pass & Roll Variation, Pass & Roll your Neighbor.
Why not a Pass & Roll & Weave?..... I thought of this while typing the notes !!!!!

Starting Formation: Eight Chain Thru Formation.

The Action: All Pass Thru...Centers Turn Thru...Outsides Right Roll to face back In...
ALL Pass...Ctrs. as in scoot & weave, weave over to catch Left arms for
the "hinge" as the Out facers 1/4 right face..

Ending Formation: Parallel Waves...


HEADS ROLLAWAY...CIRCLE 8 ...GIRLS SQUARE THRU FOUR...
PASS & ROLL & WEAVE...GIRLS RUN...TURN & DEAL..
SQUARE THRU 3/4...LEFT ALLE....

ZERO LINE...PASS THRU...WHEEL & DEAL & SPREAD...PASS THRU..
WHEEL & DEAL...GIRLS SQUARE THRU 3/4...PASS & ROLL & WEAVE..
SWING THRU...TURN THRU...LEFT ALLE...

HEADS PASS THRU...SEPARATE AROUND ONE TO A LINE...PASS THRU..
TURN & DEAL...ZOOM...BOYS PASS THRU...PASS & ROLL & WEAVE..
BOYS RUN...BEND THE LINE...SLIDE THRU...LEFT ALLE...zero box..

GIVE PASS & ROLL & WEAVE A TRY...I THINK YOU WILL LIKE THE SMOOTH
FLOW AND PRACTICAL ADDITION TO THE PASS & ROLL FAMILY..

notes



FOR

Our 20th Year

CALLERS

JACK A. LASRY

1513 N. 46th AVENUE • HOLLYWOOD, FLORIDA 33021 • (305) 981-7788

JUNE 1988 ADVANCED SUPPLEMENT

EXPERIMENTAL:

Shadow The Column 26

THE ADVANCED I PROGRAM:

Triple Star Thru Choreo..... 27

Get Outs for A-I dancers 28

THE ADVANCED II PROGRAM:

Understanding Pass & Roll 28

Working with Zig/Zag...& Just Zig or just Zag 29

Dancing the A-II program 30

C-I CHOREOGRAPHY.....31

No Q.S. Selection For the June Quarter.

THE ADVANCED PROGRAM:

Quite a few years ago a popular Cast The Shadow action came from a column formation. At one of the Callerlab Conventions it was determined that using a Cast The Shadow from columns was not a "legit" use of the call and it was dropped from popular usage.

I always likes the action as it was very comfortable and very well timed...I would like to try and use the action but give it the name.."SHADOW THE COLUMN". The name avoids the "Cast" the shadow implication and tell you that the action starts from a column....If you care to explore the idea with your advanced dancers it is easy enough to do with A-I as well as A-II dance groups....

SHADOW THE COLUMN;

STARTING FORMATION: Columns.

THE ACTION: From standard columns set up by a Touch 1/4 from a Zero Line, the lead dancer (a girl) will peel back and move forward to meet the number 3 dancer (the other girl in the column) and they will arm turn 3/4 then spread apart. The column will continue to move ahead & the new leader (a boy) will do the "clover" action following the lead girl then step inbetween the girls taking the hand of the nearest end lady...The last dancers in the column that continues to move ahead are boys & they will meet to do the single hinge action then step ahead between the girls to end as the center facing out in a left hand wave....

ENDING FORMATION; Parallel left handed waves... When started from right hand columns and ends in right hand waves when the action starts with left handed columns...

TEACHING HINTS: The first time you teach the action, set up the column and tell the dancers that the action will be very much like a basic Cast The Shadow action....Tell the lead girls to "peel away" as they about face then walk forward until they are side by side with the third dancer in the column, the other girl and tell the girls to take left arms and cast 3/4 & spread just like a Cast the Shadow.....Now, tell the lead boys to do the clover action "shadowing" the lead girl and just like a Cast the Shadow step between the girls....Tell the last dancers in the column, the boys to move up and do the hinge and extend action to complete the action.....The next time you walk thru the action tell the column to continue moving forward and the action unfolds and the timing will get better & better.....

SHADOW THE COLUMN:

ZERO LINE..TOUCH 1/4...SHADOW THE COLUMN..
TRADE THE WAVE...RECYCLE...LEFT ALLE...zero box..

ZERO LINE..TOUCH 1/4...SHADOW THE COLUMN..
ACEY DEUCEY..BOYS CROSS RUN..RECYCLE..
SQUARE THRU 3/4...LEFT ALLE....

ZERO BOX...SLIDE THRU...CURLIQUE..SHADOW THE COLUMN..
BOYS WALK & DODGE..STEP & SLIDE...CLOVER & GIRLS TRADE & ROLL..
GIRLS PASS THRU..TOUCH 1/4...ACEY DEUCEY..BOYS RUN..
TAG THE LINE..GIRLS GO LEFT..GENTS RIGHT..LEFT ALLE...

Shadow The Column Cont.

Shadow the Column with Boys as the lead dancers in the column.

ZERO LINE..TOUCH 1/4..ALL 8 CIRCULATE..SHADOW THE COLUMN...
GIRLS TRADE...TRADE THE WAVE...GRAND RIGHT & LEFT...

ZERO LINE..RIGHT & LEFT THRU..ROLLAWAY 1/2 SASHAY....
TOUCH 1/4...SHADOW THE COLUMN...GIRLS RUN...
BEND THE LINE..PASS THE OCEAN..RECYCLE..LEFT ALLE..

Note: In all the Shadow the Column figures the # 1 & 3 dancers are the same sex, this will help you "help" the dancers by indicating the lead girl peel back & meet the other girl..cast 3/4.....etc.

THE ADVANCED I PROGRAM: TRIPLE STAR THRU:

The call Triple Star Thru requires a specific set up, basically a double pass thru formation with the center couples normal and the outside pair 1/2 sashayed....To arrive at this formation you have to "plan ahead", here are a few ideas.....

Setting up for a Triple Star Thru:

1. Lines facing in with boys as centers & girls as ends: Pass Thru..Wheel & Deal...
 2. Lines facing in, with girls as centers & boys as ends: Pass Thru..Turn & Deal...
 3. An 8 Chain Thru Formation with the Outside couples 1/2 Sashayed: Swing Thru. Centers Run..Ferris Wheel.
 4. Standard 1/4 Tag Formation... The wave Swing Thru..Ping Pong Circulate.. the wave Recycle...
-

The ending Star Thru of the Triple Star Thru action really leaves us with very little "exciting" choreography to follow up with, but here are a few ideas in the Choreo. below.....

DANCING TRIPLE STAR THRU:

ZERO BOX..SWING THRU..BOYS RUN..TAG THE LINE..
CENTERS IN..EXPLODE THE LINE..TURN & DEAL..
TRIPLE STAR THRU..GIRLS TRADE..BOYS RUN..PASS THE OCEAN..
RECYCLE...LEFT ALLE...zero box..

ZERO LINE..PASS THRU..WHEEL & DEAL..CTRS. SWING THRU..
PING PONG CIRCULATE..THE WAVE RECYCLE...TRIPLE STAR THRU..
STEP & SLIDE...ALL BOYS RUN..CTRS..WALK & DODGE..
BOYS PASS THRU... THE LEAD GIRL & BOTH BOYS...RIGHT ROLL TO A WAVE..
SPLIT CIRCULATE..BOYS RUN..TURN & DEAL..PASS THRU..GR. RIGHT & LEFT..

ZERO LINE..PASS THRU..WHEEL & DEAL..DOUBLE PASS THRU..
LEAD CPL...U TURN BACK...SWING THRU..CTRS..RUN..
FERRIS WHEEL...TRIPLE STAR THRU..CHASE RIGHT..
1/4 THRU..HINGE & ROLL...SQUARE THRU..ON THREE..GRAND RT. & LEFT..

Another set up for a Triple Star Thru:

HEADS WHEEL THRU..TRIPLE STAR THRU..(all double star thru..ctrs. star thru)
ALL PARTNER TRADE..CIRCLE EIGHT..GIRLS TOUCH 1/4...
WALK & DODGE..TOUCH 1/4..GRAND RIGHT & LEFT..

GET OUTS FOR THE A-I DANCERS:

Horseshoe Turn To A Grand Right & Left;

HEADS WHEEL THRU..STEP TO A WAVE..GIRLS RUN..BEND THE LINE..
PASS THRU..BEND THE LINE..PASS THRU..WHEEL & DEAL..
ZOOM..DOUBLE PASS THRU..HORSESHOE TURN...GRAND RT. & LEFT...

HEADS LEFT WHEEL THRU..STEP TO A WAVE..GIRLS RUN..BEND THE LINE..
PASS THRU..BEND THE LINE..PASS THRU..WHEEL & DEAL..
DOUBLE PASS THRU..HORSESHOE TURN..GRAND RT. & LEFT...

HEADS WHEEL THRU..RIGHT & LEFT THRU..STEP TO A WAVE..
RECYCLE..RIGHT & LEFT THRU..PASS TO THE CENTER..
CTRS. U TURN BACK..PASS THRU..HORSESHOE TURN..GRAND RT. & LEFT...

Note: A Heads Wheel Thru set up is the same as a Zero Line..Pass Thru Wheel & Deal..centers Pass Thru and a Left Wheel thru from the static set is the same as a Zero Line..Pass Thru..Wheel & Deal..Zoom..Ctrs. Pass Thru...

A Clover & Pass Out to a Grand Right & Left:

ZERO LINE..RIGHT & LEFT THRU..FLUTTER WHEEL...
PASS THRU..WHEEL & DEAL...CTRS. RIGHT & LEFT THRU..SWING THRU..
RECYCLE..PASS THRU...ALL PASS THRU..CLOVER & PASS OUT...
GRAND RIGHT & LEFT....or TURN THRU..LEFT ALLE...

THE ADVANCED II PROGRAM:

UNDERSTANDING PASS & ROLL:

The action of a Pass & Roll can be reduced down to the fact that the call is nearly a Scoot Back followed by a Split Circulate.....I shall explain...For the sake of example lets set up an eight chain thru formation with boys as a couple on the outside & girls on the inside....The first part of a Pass & Roll has all pass thru, the centers turn thru as the out facing dancers right roll to face back in.....Examine that action closely and you will see a "scoot Back" taking place...Of course we have not started in a wave which scoot back must have but the resulting action looks, feels and is an exact equiv. of a scoot back action...Next the second part of the Pass & Roll has all pass thru, the centers pass thru as the outsides right roll and then all form the wave....Look closely, and you will see a basic split circulate..the dancers passing into the center move across the set exactly as in a split circ. and the outfacers right roll or flip right as in a split circ. ending in a wave....NOW what does all this really mean...?Well, it tells us that a Pass & Roll Your Neighbor is no more than a Scoot Back followed by a Follow Your Neighbor and a Pass & Roll & Weave is a Scoot & Weave.....SO, lets add a few more ideas:

PASS & ROLL &:

From an Eight Chain Thru Formation do the first part of the Pass & Roll, all pass thru, centers turn thru..outsiders right roll to face back in...

PASS & ROLL SCOOT CHAIN THRU;

Do the first part of the Pass & Roll, then as you pass thru again the centers swing thru & turn thru as the outsides right roll into an ending ocean wave..

Examples next page

PASS & ROLL SCOOT CHAIN THRU Cont..

HEADS STAR THRU & SPREAD..PASS THRU..TURN & DEAL..
GIRLS SQUARE THRU 3/4..PASS & ROLL... SCOOT CHAIN THRU...
SPLIT CIRCULATE..1/4 THRU..RECYCLE..PASS THRU..TRADE BY..
PASS IN & ROLL..GRAND RIGHT & LEFT..

HEADS PASS THRU..SEPARATE AROUND ONE..SQUEEZE IN TO A LINE..
PASS THRU..WHEEL & DEAL..ZOOM..BOYS PASS THRU..
PASS & ROLL ...SCOOT CHAIN THRU..LOCKIT..GRAND SWING THRU..
SINGLE HINGE...CENTER BOYS RUN RIGHT..OUTSIDE GIRLS U TURN BACK..
STEP TO A WAVE...RECYCLE...LEFT ALLE...zero box...

PASS & ROLL & WEAVE:

In last months notes I placed Pass & Roll & Weave, the call really works GREAT, and here are a couple of Grand Right & Left Get outs using the action...

ZERO LINE...PASS THE OCEAN..SWING THRU..BOYS RUN..
1/2 TAG..SPLIT CIRC..SCOOT BACK..SINGLE WHEEL...
PASS & ROLL & WEAVE...GRAND RIGHT & LEFT...

ZERO LINE..PASS THE OCEAN..GIRLS TRADE..SINGLE HINGE..
SINGLE WHEEL...PASS & ROLL & WEAVE..GRAND RIGHT & LEFT....

WORKING WITH ZIG/ZAG AND JUST ZIG OR JUST ZAG.

ZERO LINE..PASS THRU WHEEL & DEAL..DOUBLE PASS THRU..
ZIG ZAG...SLIP..WALK & DODGE..PARTNER TRADE...(zero line..
SPIN THE TOP..BOYS RUN..TURN & DEAL..SQUARE THRU..ON THE
THIRD HAND...GRAND RIGHT & LEFT..

ZERO BOX..SWING THRU..BOYS RUN..TAG THE LINE ZIG....(girl leaders
will do the zig boys will do nothing) BOYS PARTNER TRADE & TOUCH 1/4..
COUPLES CIRCULATE..TURN & DEAL..PASS TO THE CENTER..
SQUARE THRU 3/4...LEFT ALLE...zero box..

ZERO LINE..PASS THE OCEAN...GIRLS TRADE..GIRLS RUN..
TAG THE LINE ZAG..(boys only zag..girls do nothing)
GIRLS PARTNER TRADE & TOUCH 1/4...ACEY DEUCEY.. & MIX..
BOYS RUN..BEND THE LINE..SLIDE THRU..LEFT ALLE...zero box..

ZERO BOX..SWING THRU..BOYS RUN..3/4 TAG THE LINE ZIG...(diamonds)
BOYS SWING THRU..CTR. BOYS RUN RIGHT...BOYS 3/4 TAG THE LINE ZIG.....
(ck hourglass) CENTER BOYS TRADE..HOURLASS CIRC..
FLIP THE HOURLASS..EXPLODE & PASS THRU..1/4 OUT..LEFT ALLE..

ZERO LINE..PASS THRU..WHEEL & DEAL..DOUBLE PASS THRU..
ALL THE BOYS ZIG..ALL THE GIRLS ZAG...(lines facing)
STAR THRU..ZOOM..SWAP AROUND..LEFT ALLE...zero box..

ZERO BOX..SWING THRU..BOYS RUN.. 3/4 TAG THE LINE ZAG ZIG..
(the boys are face to face)BOYS PASS & ROLL..GIRLS CIRCULATE..
TRADE THE WAVE..TRADE CIRCULATE...LEFT ALLE....zero box..

There are some real good "Goodies" in the above examples, look them over closely

DANCING THE ADVANCED II PROGRAM:

A Nice Opener:

PARTNER RIGHT..WRONG WAY THAR..MEN BACK UP..(you set up the Thar)
HEADS....SWING THRU..SIDES...SLIP & SLIDE....
ALL BOYS RUN..MAKE LINES...PASS THE OCEAN...
TRADE CIRCULATE..TRADE THE WAVE..BOYS RUN...LEFT ALLE...Zero Line..

ZERO LINE..TOUCH 1/4...SPLIT COUNTER ROTATE..
1/4 THRU..SWITCH THE WAVE...TURN & DEAL..GRANT RT. & LEFT..

Some easily directed "off set" formation choreography:

ZERO LINE..PASS THE OCEAN..LOCKIT..CTR..FOUR ONLY..SWING THRU..
GIRLS...FOLD..(men ck your two faced line in the ctr)
BOYS TAG YOUR LINE...FACE LEFT...EXTEND TO THE GIRLS..
SINGLE HINGE...WALK & DODGE...(girls have a two faced line)
VERY CTR. GIRLS TRADE...GIRLS WHEEL & DEAL....BOYS..TURN & DEAL IN
BEHIND THE GIRLS..DOUBLE PASS THRU...HORSESHOE TURN..
TOUCH 1/4...GIRLS TRADE...TRADE CIRCULATE..
LEFT SWING & MIX.....GRAND RIGHT & LEFT...

ZERO LINE..PASS THRU..WHEEL & DEAL..DOUBLE PASS THRU..
LEAD CPL...U TURN BACK...SWING THRU..SPIN THE TOP...
BOYS FOLD..behind the girls)GIRLS TAG YOUR LINE..FACE LEFT..
EXTEND TO THE BOYS...SWING THRU..CTRS. RUN...TAG THE LINE IN....
BOYS CIRCULATE & TURN & DEAL...GIRLS PASS THE OCEAN & LOCKIT..
EXTEND...IN ROLL CIRC...BOYS RUN...RIGHT & LEFT THRU..
DIXIE STYLE TO A LEFT ALLE....

SOME C-I CHOREOGRAPHY:

HEADS ROLLAWAY..CIRCLE 8...BOYS TOUCH 1/4 & WALK & DODGE..
PASS THE AXEL..SQUARE THE BASES...CTRS. IN...EXPLODE THE LINE..
REGROUP..BOYS ROLL..GIRLS START A SPLIT SQUARE THRU
BOYS SWING THRU &...LITTLE..BOYS RUN..WHEEL & DEAL..LEFT ALLE..

ZERO BOX..TOUCH 1/4..FOLLOW THRU..COUPLES CIRC...
BOYS TRADE..SWITCH THE LINE..TRADE CIRC...
SWITCH TO AN INTERLOCKED DIAMOND..INTER. LOCKED DIAMOND CIRC..
BOYS 3/4 TAG ZIG....SQUEEZE THE HOURGLASS..
GALAXY CIRC...BOYS 1/4 THRU..VERY CTR. BOYS (with a left)
1/4 THRU..(hinge & with the outside girls trade)OUTSIDE CPLS..BEND IN..
EXTEND..OUTROLL CIRCULATE..SWING THRU..TURN THRU..LEFT ALLE..

A little tough one!

HEADS STAR THRU & SPREAD..PASS THRU..TURN & DEAL..
SWING & CIRCLE 1/2 BUT...after the first one...SCOOT & PLENTY..
EXTEND..BOYS RUN..PASS THRU..WHEEL & DEAL..SQ. THRU 3/4..LEFT ALLE..

ZERO LINE..TOUCH 1/4..ALL 8 CIRC...BOYS 1/4 IN...
T BONE CIRCULATE..BOYS TRADE...CTR. BOX....T BONE CIRC..
GIRLS PEEL OFF....BOYS HINGE...CTRS..PASS THE OCEAN...
FLIP THE DIAMOND..CROSSOVER CIRC..TURN & DEAL..
TOUCH 1/4....GRAND RIGHT & LEFT....

notes

Our 20th Year

FOR CALLERS

JACK A. LASRY

1513 N. 46th AVENUE • HOLLYWOOD, FLORIDA 33021 • (305) 981-7788

JULY 1988 ADVANCED SUPPLEMENT

THE ADVANCED I PROGRAM:

Horseshoe Turn from the Trade By Formation	31
Left Roll to a Wave	31
A method of teaching Chain Reaction	32
Dancing the A-I Program	33

THE ADVANCED II PROGRAM

Pass & Roll variations: Scoot & Dodge	33
Pass & Roll to a Diamond	33
Crossover Circulate from 3 & 1 lines	34
A couple of A-II Get Outs	34
Something interesting from Facing Diamond & Hourglass formations	35
Dancing the A-II Program	35

THE ADVANCED PROGRAM:

I was quite taken back when I received my advanced committee report from the callerlab convention....My notes and several phone calls led me to understand that Mini Busy was voted to become a part of the Advanced program and a vote would determine which program it would be placed in....The report indicates otherwise! So I guess we have to wait to see how the total committee feels about Mini Busy.

THE ADVANCED I PROGRAM:

THE HORSESHOE TURN FROM THE TRADE BY FORMATION:

ZERO LINE...WHEEL THRU...HORSESHOE TURN...TOUCH 1/4..
SCOOT BACK...BOYS TRADE...CTRS. TRADE...BOYS RUN...LEFT ALLE...zero line

ZERO BOX...SWING THRU...BOYS RUN...TAG THE LINE IN....
PASS THRU...1/4 OUT...HORSESHOE TURN...STEP TO A WAVE..
BOYS RUN...RIGHT & LEFT THRU...STAR THRU...PASS THRU...TRADE BY...LEFT ALLE..

HEADS STAR THRU & SPREAD...SQUARE THRU FOUR...HORSESHOE TURN...
PASS THRU...TRADE BY...LEFT ALLE...zero box.

ZERO LINE...PASS THE OCEAN...GIRLS TRADE...GIRLS RUN..
TAG THE LINE...CTRS. IN...EXPLODE THE LINE...ENDS BEND...
SPLIT SQUARE THRU FOUR...HORSESHOE TURN...TOUCH 1/4...
GIRLS RUN...TURN & DEAL...PASS THRU...LEFT ALLE....

ZERO BOX...PASS THRU...HORSESHOE TURN...PASS IN...TOUCH 1/4...
TRANSFER THE COLUMN...1/4 THRU...BOYS RUN...CROSSOVER CIRC...
TURN & DEAL...LEFT ALLE...zero box...

LEFT ROLL TO A WAVE:

The use of Left Roll to a Wave is not used as much as the Right Roll to a Wave.
Lets' work with Left Roll and develop some choreo for the A-I dancer...

ZERO BOX...PASS THRU...LEFT ROLL TO A WAVE...EXTEND...GRAND RT. & LEFT..

ZERO BOX...PASS THRU...LEFT ROLL TO A WAVE...ACEY DEUCEY..
GIRLS RUN...BOYS TRADE...CAST THE SHADOW...BOYS RUN..
FERRIS WHEEL...SQUARE THRU 3/4...LEFT ALLE...zero box..

ZERO LINE...PASS THE OCEAN...SWING THRU...BOYS RUN...TAG THE LINE..
CTRS. IN...STEP & SLIDE...BOYS LEFT ROLL TO A WAVE...
With a LEFT...1/4 THRU...SLIP THE CLUTCH...LEFT ALLE...

ZERO LINE...SLIDE THRU...DOUBLE STAR THRU...LEFT ROLL TO A WAVE..
BOYS 1/4 THRU...(facing diamonds)...FACING DIAMONDS CIRCULATE..
GIRLS TRADE THE WAVE & HINGE...FERRIS WHEEL...SQ. THRU 3/4...LEFT ALLE..

ZERO LINE...RIGHT & LEFT THRU...LEFT WHEEL THRU...LEFT ROLL TO A WAVE..
GIRLS TRADE...TRADE THE WAVE...GRAND RT. & LEFT.....

ZERO BOX...DOUBLE STAR THRU...HORSESHOE TURN...PASS THRU...
LEFT ROLL TO A WAVE...CTRS...CROSS RUN...WALK & DODGE..
CHASE RIGHT...BOYS RUN...SLIDE THRU...LEFT ALLE...zero box...

A TEACHING METHOD FOR WORKING WITH CHAIN REACTION D.B.D...

If you have a desire of teaching and calling Chain Reaction from a variety of 1/4 tag formations including left handed set ups, the following may be of interest to you...
I feel you will avoid much dancer frustration and save alot of time in the long run...

I will take for granted that the dancers already dance a standard Chain Reaction comfortably.....

1. From a Zero Box Wave....have the Ends do a 1/2 Circulate & the Centers Hinge. Have the dancers note that they can finish from here like a Chain Reaction... The ctrs. make a Star that will turn 1/4 and the Ends in their Mini Waves can trade and then the boys will arm turn 3/4 as the girls move up to become the ends of the forming wave....**DIRECTIONALLY CALL THIS ACTION UNTIL THE DANCERS REACT WELL....ENDS 1/2 CIRC...CTRS. HINGE....FINISH LIKE A CHAIN REACTION.....** Next from any parallel standard formation use the action...
2. Next, do the same action and teach from parallel waves with the girls as ends of the wave and boys as centers.....Work with this set up until the action with the girls meeting for the 3/4 turn is comfortable.....
3. Third, set up a 1/4 Tag formation with the wave having the girls as ends and the boys as ctrs. and the outside couples 1/2 SASHAYED....**TO** Work with the full Chain Reaction call, simply have the wave extend...Ends 1/2 circ...ctrs hinge & finish your Chain Reaction.....

From any right or left handed 1/4 Tag formation the Chain Reaction is simply an **EXTEND....ENDS 1/2 CIRCULATE...CTRS. HINGE....**Then finish the action with the ctrs. doing the 1/4 Star Action as The ends trade Etc.....**THE KEY** is the fact that you have used all the possible wave set ups and directionally called **ENDS 1/2 CIRC...CTRS. HINGE...then FINISH LIKE A CHAIN REACTION....**

CHAIN REACTION FROM A 1/2 SASHAYED SET UP:

**HEADS PASS THE OCEAN...SWING THRU..SIDES 1/2 SASHAY..CHAIN REACTION..
GIRLS CROSS RUN..BOYS TRADE..SLIP THE CLUTCH..LEFT ALLE...**

**ZERO LINE..PASS THRU..WHEEL & DEAL..CTRS..SWING THRU..
OUTSIDES 1/2 SASHAY..CHAIN REACTION..RECYCLE..LEFT ALLE..zero box..**

CHAIN REACTION WITH ALL BOYS/GIRLS IN THE WAVE:

**HEADS STAR THRU & SPREAD..PASS THRU..TURN & DEAL..
GIRLS SWING THRU...CHAIN REACTION...SPLIT CIRCULATE..
BOYS RUN..BEND THE LINE..STAR THRU..PASS THRU..LEFT ALLE..**

**ZERO LINE..PASS THRU..WHEEL & DEAL & SPREAD..PASS THRU..
TURN & DEAL..ZOOM....BOYS SWING THRU..CHAIN REACTION...
1/4 THRU..BOYS RUN..PASS THRU..WHEEL & DEAL...
ZOOM...SQUARE THRU 3/4...LEFT ALLE...zero box...**

CHAIN REACTION FROM A LEFT HANDED 1/4 TAG SET UP:

As we all know, left handed set ups create mental blocks for many dancers. Work with the teach concept from left handed parallel waves for a few weeks, then give it a try..

**ZERO LINE..PASS THRU..WHEEL & DEAL..CTRS. LEFT SWING THRU..
OUTSIDES 1/2 SASHAY..CHAIN REACTION...RECYCLE...SQUARE THRU 3/4..
TRADE BY..LEFT ALLE...zero box...**

DANCING THE A-I PROGRAM:

ZERO LINE..RIGHT & LEFT THRU..DIXIE STYLE TO A WAVE..
LOCKIT...EXPLODE THE WAVE...LEFT ROLL TO A WAVE..ACEY DEUCEY..
GIRLS RUN..BEND THE LINE..LEFT WHEEL THRU..TRADE BY..
STAR THRU..PASS THRU..WHEEL & DEAL..SQUARE THRU 3/4..LEFT ALLE..zero box

HEADS SQUARE THRU FOUR...SIDES 1/2 SASHAY...PASS THRU..
GIRLS LEFT ROLL...BOYS RIGHT ROLL TO A WAVE.....STEP & SLIDE...
CLOVER & PASS OUT..PASS THRU..TRADE BY..LEFT ALLE...zero box.

ZERO LINE..PASS THRU..WHEEL & DEAL...CTRS. RIGHT & LEFT THRU..
ALL ROLLAWAY 1/2 SASHAY...DOUBLE PASS THRU..
LEAD BOYS LEFT ROLL/GIRLS RIGHT ROLL TO A WAVE..
ENDS...RIGHT ROLL TO A WAVE & HINGE...CTRS..TOUCH 1/4...(columns)
TRANSFER THE COLUMN..1/4 THRU..SCOOT BACK..GRAND RT. & LEFT...

ZERO LINE..PASS THRU..WHEEL & DEAL...CTRS..SWING THRU..BOYS TRADE..
OUTSIDES...ROLLAWAY 1/2 SASHAY.....THE WAVE RECYCLE & SPREAD..
PASS THRU...ENDS ONLY...RIGHT ROLL TO A WAVE & HINGE...
ALL GRAND RIGHT & LEFT.... A Good One. !!!!

ZERO BOX..RIGHT & LEFT THRU..VEER LEFT...COUPLES CIRCULATE..
GIRLS CROSS RUN...GIRLS CAST THE SHADOW...& ROLL TO FACE..
BOYS WALK & DODGE...(inverted lines)CAST OFF 3/4..
ENDS BEND & PASS IN...CTRS..PASS THRU..STEP TO A WAVE..BOYS RUN..
CTRS.. SQUARE THRU...ENDS LEFT ALLE....ALL GRAND RT. & LEFT..

THE ADVANCED II PROGRAM:

The past few months I have been exploring some Pass & Roll variations...Here is another one or two ideas...

PASS & ROLL..SCOOT & DODGE....

After the first part of the Pass & Roll, the Scoot & Dodge takes place by having the new centers do a turn thru rather than "split circulating" and those passing to the outside will dodge rather than right roll....The action ends in a Line Facing Out.

HEADS ROLLAWAY..CIRCLE EIGHT...BOYS SQUARE THRU FOUR..
PASS & ROLL..& SCOOT & DODGE...PARTNER TRADE..(zero line..LEFT ALLE..

HEADS ROLLAWAY..CIRCLE EIGHT..BOYS SQUARE THRU FOUR..
PASS & ROLL & SCOOT & DODGE..CHASE RIGHT..
1/4 THRU..SWING THRU..TURN THRU..LEFT ALLE...

PASS & ROLL TO A DIAMOND..

Start the Pass & Roll action...as the second portion starts, have the dancers in the center simply step into a right hand wave rather than moving across the set, and the dancers who are facing out will simply 1/4 right face rather than the "right roll" action ending in a standard right hand diamond...

HEADS ROLLAWAY..CIRCLE EIGHT..BOYS SQUARE THRU FOUR..
PASS & ROLL TO A DIAMOND..FLIP THE DIAMOND..
SWING THRU..TURN THRU..LEFT ALLE....

The KEY to all Pass & Roll variations is TIMING...I use sight timing for these kind of calls and I also have established a break in the delivery...Pass & Roll skip two beats then give the variation...Pass & Roll--To a Diamond.....

WORKING WITH CROSSOVER CIRCULATE FROM 3 & 1 LINES;

Recall that the Crossover Circ. from 3 & 1 lines has the couple doing a standard couples crossover circ. action as the mini wave dancers do a wave Trade Circ. action.

ZERO BOX WAVE..IN ROLL CIRC...CTR. GIRLS RUN...(3 & 1 lines)
CROSSOVER CIRCULATE...CTRS...WALK & DODGE..BOYS TRADE..GIRLS TRADE..
RIGHT & LEFT THRU..PASS THE SEA...LEFT SWING THRU..GIRLS TRADE..
RECYCLE...GRAND RT. & LEFT...

HEADS PASS THRU..SEPARATE AROUND ONE TO A LINE..
PASS THE OCEAN..CTR. BOYS RUN...(3 & 1 line)
CROSSOVER CIRCULATE..CAST OFF 3/4...CTRS..SCOOT & DODGE..
STEP & SLIDE...HORSESHOE TURN...TOUCH 1/4..CTRS..TRADE..
BOYS RUN..PASS THE SEA..BOYS TRADE...LEFT SWING THRU..
GIRLS TRADE...RECYCLE...GRAND RIGHT & LEFT.....

ZERO LINE..PASS THRU..WHEEL & DEAL & SPREAD..PASS THE OCEAN..
CTR. GIRLS RUN...(3 & 1 lines) CROSSOVER CIRC..
GIRLS PARTNER HINGE...BOYS SINGLE HINGE...STEP & SLIDE...
CLOVER & PASS OUT..TOUCH 1/4...SPLIT CIRCULATE..GIRLS TRADE..
PASS THRU..BEND THE LINE...BOYS WALK..GIRLS DODGE..
BOYS RUN..WHEEL THRU..TRADE BY..LEFT ALLE..

DANCING SOME SPLIT SQUARE CHAIN THRU:

HEADS ROLLAWAY...SPLIT SQUARE CHAIN THRU...LEFT ROLL TO A WAVE..
ACEY DEUCEY...TRADE THE WAVE...GRAND RIGHT LEFT....

ZERO LINE..PASS THRU..WHEEL & DEAL...CTRS..PASS IN & PASS THRU...
U TURN BACK...SPLIT SQUARE CHAIN THRU...SPIN THE WINDMILL...
OUTSIDES LEFT..ONE POSITION...TRADE THE WAVE...
BOYS RUN...LEFT ALLE...zero line...

ZERO LINE...ENDS SLIDE THRU...CENTERS START A SPLIT SQUARE CHAIN THRU..
CLOVER & WHEEL THRU..STEP TO A WAVE...TRADE CIRCULATE..
TRADE THE WAVE..SLIP & SWITCH THE WAVE..
SLIP & TURN & DEAL...LEFT ALLE...zero box..

HEADS ROLLAWAY...HEADS SQUARE THRU..ON THE THIRD HAND...
START A SPLIT SQUARE CHAIN THRU..ALL BOYS RUN RIGHT..
TRANSFER THE COLUMN...SCOOT BACK..IN ROLL CIRCULATE..
BOYS RUN...TURN & DEAL...SQUARE THRU..ON THREE...RIGHT & LEFT THRU..
SQUARE THRU..ON THREE...GRAND RIGHT & LEFT.....

A COUPLE OF GET OUTS FOR THE ADVANCED II PROGRAM:

ZERO LINE..PASS THRU..WHEEL & DEAL...ZOOM...
CTRS...SWAP AROUND .. STEP TO A WAVE...GIRLS TRADE..
SCOOT BACK...BOYS REMAKE YOUR SET UP..GRAND RT. & LEFT..

This one requires some sight calling: c You need to spot the couple in the zero line that has the man on the inside or ctr. of the line and direct that couple alone to rollaway..... From a Heads lead rt., circle to a line it will be the Heads..

ZERO LINE...RIGHT & LEFT THRU.. HEADS ROLLAWAY...TOUCH 1/4..
CHECKMATE THE COLUMN...PARTNER HINGE...GRAND RIGHT & LEFT..

WORKING WITH SOME INTERESTING CHOREO-BUILT AROUND FUNNY LOOKING
DIAMOND & FACING HOURGLASS FORMATIONS.

From funny looking diamonds, you have 1/2 the diamond in a normal Diamond and the other half in a facing diamond. By directing the Facing dancers to do a facing diamond circulate you set up some simple but interesting formation changes.

ZERO BOX...RIGHT & LEFT THRU...VEER LEFT...GIRLS TRADE..
GIRLS WALK & DODGE...GIRLS RUN...BOYS 1/4 THRU..
THOSE IN A FACING DIAMOND ONLY...DIAMOND CIRCULATE..
CTR. GIRLS HINGE...(standard H/Glass formation)HOURGLASS CIRC..
THE DIAMOND...DIAMOND CIRCULATE...FLIP THE HOURGLASS..
BOYS FOLD...GIRLS SQUARE THRU 3/4...DOSADO...TOUCH 1/4...GR. RT. & LEFT..

ZERO BOX...RIGHT & LEFT THRU...VEER LEFT...CROSSOVER CIRCULATE..
BOYS TRADE...BOYS WALK & DODGE...BOYS RUN...BOYS CIRCULATE..
GIRLS 1/4 THRU...those in a facing diamond...FACING DIAMOND CIRCULATE..
CTR. GIRLS HINGE...GIRLS ONLY DO A FACING HOURGLASS CIRCULATE...&
SINGLE HINGE...THE WAVE...TRADE THE WAVE & SINGLE HINGE & WALK & DODGE
ENDS BEND & PASS IN...STEP TO A WAVE...IN ROLL CIRC..
EXPLODE & SLIDE THRU...LEFT ALLE...zero box..

ZERO LINE...PASS THE OCEAN...GIRLS HINGE...CTR. GIRLS HINGE..
(a funny looking kind of a Hourglass)...Those in a Facing H/Glass DO A
FACING HOURGLASS CIRC...CTR. DIAMOND...FLIP THE DIAMOND...ENDS TOUCH 1/4
6 BY 2 ACEY DEUCEY...BOYS HINGE & BOX COUNTER ROTATE...(columns)
ALL 8 CIRCULATE...BOYS RUN...CTRS...PASS THRU...LEFT ALLE...zero box..

DANCING THE A-II PROGRAM:

HEADS WHEEL THRU...STEP TO A WAVE...GIRLS TRADE..
RECYCLE...RECYCLE...GRAND RIGHT & LEFT..

ZERO LINE...PASS THE OCEAN...OUT ROLL CIRC...1/4 THRU..
SCOOT CHAIN THRU...WALK & DODGE...PARTNER TRADE..
RIGHT & LEFT THRU...FLUTTER WHEEL...PASS THE OCEAN...TRADE CIRC...LEFT ALLE.

ZERO LINE...PASS THRU...SINGLE WHEEL...DOUBLE PASS THRU...ZIG ZAG..
CAST THE SHADOW...BOYS HINGE...FLIP THE DIAMOND..
EXTEND...GRAND RIGHT & LEFT..


ZERO BOX...WAVE ...SCOOT & WEAWE...IN ROLL CIRC...BOYS RUN..
CROSSOVER CIRC...TURN & DEAL...WHEEL THRU...PARTNER TRADE & ROLL..
GRAND RIGHT & LEFT..

ZERO LINE...PASS THE OCEAN...GIRLS TRADE...RECYCLE...VEER LEFT..
COUPLES CIRC...TRADE CIRC...SINGLE WHEEL...(rt hand columns)
COORDINATE...FERRIS WHEEL...SQUARE THRU 3/4...LEFT ALLE...zero box.

ZERO LINE...PASS THE OCEAN...RECYCLE...VEER LEFT...CPLS CIRC...CPLS HINGE..
CTR. FOUR...SINGLE WHEEL...BOX COUNTER ROTATE & WALK & DODGE..
OUTSIDE CPLS...BEND TO FACE IN...SWING THRU...BOYS RUN..
TAG THE LINE ZIG ZAG...GRAND RIGHT & LEFT..

ZERO BOX WAVE...MOTIVATE...SINGLE WHEEL...PASS & ROLL..
1/4 THRU...BOYS RUN...TURN & DEAL...GRAND RT. & LEFT....

notes



FOR

Our 20th Year

CALLERS

JACK A. LASRY

1513 N. 46th AVENUE • HOLLYWOOD, FLORIDA 33021 • (305) 981-7788

AUGUST 1988 ADVANCED SUPPLEMENT.

EXPERIMENTAL WORKSHOP:

More Shadow the Column..... 36

THE ADVANCED I PROGRAM:

Square Chain Thru & Wheel Thru..... 37

6 By 2 Acey Deucey from the 1/4 Tag formation..... 38

Dancing A-I..... 38

THE ADVANCED II PROGRAM:

Trail Off from the "box" & "Z" formation..... 39

Scout Chain Thru from the 1/4 Tag formation..... 40

Dancing The A-II program..... 40

C-I DANCE FIGURES:..... 40

THE CURRENT CALLERLAB Q.S. CALLS

MINI-BUSY CHECKOVER ANYTHING & CROSS

THE ADVANCED PROGRAM:

I have received quite a few letters with some interesting questions that relate to the present Advanced Dancing Programs. I will share some of these with you and give you my viewpoint, not a Callerlab position, in fact, I'm not sure that Callerlab has a position!

QUESTION: Why do we have two calls, Trade Circulate & Crossover Circulate from ocean waves that have the dancers do the same action, and the callers at A-I can use the call with the name Crossover Circ. and when the dancers reach A-II they have to adjust to the use of the term Trade Circ. for the same action?

ANSWER: I have asked this question many times and at the Callerlab Advanced meetings it gets the "brush off". I feel that we should establish a general rule that we only use Crossover at the A-I program from two faced lines. Trade Circ. would be the call from ocean waves and used in the A-II program. The 3 & 1 line usage would be limited to the A-II program and used as a Crossover Circ.

QUESTION: Why did Callerlab keep the A-I program as a Plateau, our area does not have enough dancers to support two programs.

ANSWER: The feeling at the Reno convention was that there are many A-I programs that are alive and healthy and we should not place any pressure on these dancers and callers to push on to A-II as long as these groups are HAPPY. I might add that if your area cannot support two Advanced Plateaus then you be a leader and work with the group until they reach the desired plateau. Not enough advanced dancers to support both plateaus then have the dancers in the majority rule ...

EXPERIMENTAL WORKSHOP:

In the June supplement I used an old idea and gave it a new name..SHADOW THE COLUMN. I feel strongly that the call and the action are very good and should be considered for selection as an Advanced Q.S. call. If you have not given Shadow the Column a try look back to the June issue and here is some additional choreo. to work with.

ZERO LINE..TOUCH 1/4..SHADOW THE COLUMN..BOYS FOLLOW YOUR NEIGHBOR & SPREAD..(facing diamonds) DIAMOND CIRC..
GIRLS SLIP & SLIDE..FLIP THE DIAMOND..BOYS TRADE ..
EXPLODE & TOUCH 1/4.. BOYS RIGHT ROLL TO A GRAND RT.& LEFT..

ZERO LINE..TOUCH 1/4..SHADOW THE COLUMN..CTR. BOYS TURN 3/4..
& MIX..EXPLODE & ROLL..GRAND RIGHT & LEFT..

Shadow the Column to a Right & Left Grand:

ZERO LINE..PASS THRU WHEEL & DEAL..CTRS..SWAP AROUND...
CIRCLE TO A LINE..PASS THRU.. U TURN BACK..
LEFT TOUCH 1/4..SHADOW THE COLUMN..GRAND RT. & LEFT..

The action of Shadow the Column is very smooth, and as a "member" of the Cast The Shadow family it adds additional variety.

THE ADVANCED I PROGRAM:

The A-I program seems to be dropping in popularity as the dancers work with the program for a year or so and most wish to move on with the A-II plateau...The general status of the Square Dance world, with fewer new dancers over the past several years is effecting the number of dancers ready willing and able to workshop A-I. As a result the A-I workshops are smaller and the trend is to push thru to complete the entire program thru A-II. NOT A HEALTHY SIGN.

SQUARE CHAIN THRU AND WHEEL THRU A COUPLE OF TWINS:

Square Chain Thru and Wheel Thru, while totally different give us the exact same ending formation and the same dancer partner. They are interchangeable in all situations.

When is it best to choose one over the other?

1. Use a Wheel Thru when you follow with a right handed flow. Example. A Chase Right or a Right Roll or a and Roll" action. The reason is the flow of the Wheel Thru is to the right and it is much smoother follow right right right handed flowing actions.
2. Use Square Chain Thru when you follow with a left handed flow such as a Left Wheel Thru or a Left Roll to a Wave or a Left Chase.

DANCING SQUARE CHAIN THRU AND WHEEL THRU

HEADS WHEEL THRU & RIGHT ROLL TO A WAVE..EXTEND..
SWING THRU..SCOOT BACK..BOYS RUN..WHEEL THRU & RIGHT ROLL
TO A WAVE..BOYS RUN..TURN & DEAL..GRAND RT. & LEFT...

ZERO LINE..SQUARE CHAIN THRU..LEFT ROLL TO A WAVE..
GIRLS TRADE..TRADE THE WAVE..GRAND RIGHT & LEFT..

ZERO LINE..RIGHT & LEFT THRU..PASS THE OCEAN..GIRLS TRADE..
LINEAR CYCLE..WHEEL THRU..RIGHT ROLL TO A GR. RT. & LEFT.

ZERO LINE..PASS THRU..WHEEL & DEAL & SPREAD..
ENDS LOAD THE BOAT..CTRS. SQUARE CHAIN THRU & LEFT ROLL
TO A WAVE..TRADE THE WAVE..EXPLODE & STAR THRU..
PASS TO THE CTR...SQUARE THRU 3/4..LEFT ALLE. ZERO BOX..

SQUARE CHAIN THRU & WHEEL THRU..D.B.D..

HEADS RIGHT & LEFT THRU..ROLLAWAY..SQ. CHAIN THRU..
LEFT ROLL TO A WAVE..TRADE THE WAVE..CHAIN REACTION..
GRAND RIGHT & LEFT...

ZERO LINE..PASS THE OCEAN..SCOOT BACK..RECYCLE..
SQUARE CHAIN THRU..LEFT CHASE..TRADE THE WAVE...
1/4 THRU..BOYS RUN..TURN & DEAL..GR. RT. & LEFT...

A NICE GET OUT:

ZERO BOX..STAR THRU..PASS THRU PARTNER TRADE..
ENDS PASS IN & ROLL..CTRS. PASS THE OCEAN..
GRAND RIGHT & LEFT..

THE ADVANCED I PROGRAM:SIX BY TWO ACEY DEUCEY:

In this section I will explore the 6 by 2 Acey Deucey from the 1/4 Tag and the 1/4 two faced line formation with the outsides in a mini wave From these formations the outer six will circulate as the very center two dancers in the wave or two faced line will trade.

NOTE: The formations will remain the same after any 6/2 Acey deucey.

It is nice to realize that from the 1/4 two face line you have a column of 6 thru the center, you also have a column when the wave is left handed.

ZERO LINE..PASS THRU.. WHEEL & DEAL & SPREAD..CTRS. PASS THE OCEAN...ENDS TOUCH 1/4..6 BY 2 ACEY DEUCEY..THE WAVE RECYCLE & STAR THRU & WHEEL THRU..OUTSIDE BOYS RUN RIGHT.. ALL PASS THRU..LEFT ALLE...

ZERO BOX..SPIN THE TOP..GRAND SWING THRU..CTR.FOUR..SPIN THE TOP..ENDS HINGE..6 BY 2 ACEY DEUCEY..ALL THE GIRLS PASS THRU CLOVER & 1/2 TAG..WALK & DODGE..LEFT ALLE..zero box..

ZERO LINE..PASS THE OCEAN..ACEY DEUCEY ONCE & 1/2.. THE WAVE OF SIX..SWING THRU & SINGLE HINGE..6 BY 2 ACEY DEUCEY..CTRS. TURN & DEAL..SQUARE THRU 3/4..OUTSIDE BOYS RUN RIGHT..PASS THRU..LEFT ALLE...

ZERO BOX WAVE..BOYS CIRC. 1 1/2.. GIRLS HINGE..WAVE OF SIX.. SINGLE HINGE..COLUMN OF 6 CIRC..& 6 WALK & DODGE.. ALL BOYS RUN RIGHT..6 BY 2 ACEY DEUCEY..VERY CTR. BOYS RUN RIGHT..CTRS..BEND THE LINE & TOUCH 1/4..ALL 8 CIRC.. BOYS RUN...ZOOM..CTRS..SWAP AROUND..STAR THRU..PASS THE OCEAN..RECYCLE..LEFT ALLE...zero box.

DANCING THE ADVANCED I PROGRAM:

ZERO LINE..PASS THRU..TURN & DEAL..DOUBLE PASS THRU.. CTRS. IN..EXPLODE & TOUCH 1/4..TRANSFER THE COLUMN.. ACEY DEUCEY..BOYS RUN..PASS THE OCEAN..EXPLODE &.. SLIDE THRU..LEFT ALLE..zero box.

ZERO BOX..DOUBLE STAR THRU..CLOVER & PASS OUT..PASS IN.. TOUCH 1/4..TRANSFER THE COLUMN..1/4.. THRU..RECYCLE.. PASS TO THE CTR..SQUARE THRU 3/4.. LEFT ALLE..zero box.

HEADS WHEEL THRU..(must be the heads)..CIRCLE TO A LINE.. WHEEL THRU..HEADS ROLL..CLOVER &..WALK & DODGE..CTRS..IN.. STEP & SLIDE..CTRS..SWAP AROUND..PEEL OFF..BEND THE LINE.. PASS THE OCEAN..GIRLS RUN..TURN & DEAL..SQUARE THRU 3/4.. LEFT ALLE...

ZERO LINE..PASS THRU..WHEEL & DEAL..ZOOM..CTRS..STEP TO A WAVE..CTR. GIRLS TRADE..CHAIN REACTION..BOYS RUN..CROSSOVER CIRC...BOYS HINGE..FLIP THE DIAMOND..GIRLS TRADE. RECYCLE..LEFT ALLE..zero box..

A LITTLE D.B.D.

HEADS STAR THRU & SPREAD..WHEEL THRU..GIRLS ROLL BOYS TOUCH 1/4...CROSSOVER CIRC...GIRLS 1/4 THRU.. CUT THE DIAMOND..CAST THE SHADOW..ACEY DEUCEY.. BOYS TRADE..SLIP THE CLUTCH..LEFT ALLE...

THE ADVANCED II PROGRAM.

WORKING WITH TRAIL OFF FROM THE BOX & Z FORMATION.

The Trail Off action from the BOX or the Z formation will always end in a Two Faced Line. The body flow allows for many smooth choices, here are a few HINTS FOR TEACHING THE ACTION.

From a zero line, Touch 1/4 to establish the box. Have the dancers establish the fact that in their box, the girls are the Leaders and the boys are the trailers....I often use the terms engine for the leader and caboose for the leader & trailer. I also have the trailers (caboose) place their left hand on the shoulder of the leader so they work together. I further explain that they are in a **RIGHT HANDED BOX** and that calls for the dancers to start what amounts to **TWO SPLIT CIRCULATES** but as they almost complete the split circ. action the leaders will move apart allowing the trailers to step between them to end in a Right handed Two Faced Line. When the box is left handed the action ends in a Left Handed Two faced line..

The Z formation is set up from waves by having the ends fold. The action of the Trail Off has about the same feel as when done from the box. Starting from right handed waves, an ends Fold places the dancer in a Left Handed Z and when the ends Fold from Left handed waves you have a right handed box.

DANCING TRAIL OFF FROM THE BOX & Z FORMATION.

ZERO BOX..TOUCH 1/4..SPLIT COUNTER ROTATE..TRAIL OFF
TURN & DEAL..PASS TO THE CTR. SQUARE THRU 3/4..LEFT ALLE.

ZERO BOX..TOUCH 1/4..SPLIT TRANSFER..TRAIL OFF..FERRIS
WHEEL..CTRS.PASS THRU..LEFT ALLE.. zero box.

ZERO LINE..TOUCH 1/4..TRAIL OFF & MIX..TAG THE LINE ZIG ZAG
GRAND RIGHT & LEFT..

ZERO LINE..PASS THE OCEAN..RECYCLE..VEER LEFT..COUPLES
CIRC..CROSSFIRE..TRAIL OFF..BOYS 1/4 THRU..FLIP THE DIAMOND..
GIRLS RUN..BEND THE LINE..LEFT ALLE...

ZERO LINE..TOUCH 1/4..ALL 8 CIRC..THE CTR BOX...TRAIL OFF..
THE COLUMN OF 6..CIRCULATE..SAME 6 WALK & DODGE..CTR. 4 IN
THE TWO FACED LINE..TURN & DEAL..SQUARE THRU 3/4..OUTSIDES U
TURN BACK..PASS THRU..LEFT ALLE..

ZERO LINE..PASS THE SEA..GIRLS FOLD..TRAIL OFF..BEND THE LINE
(zero line)..RIGHT & LEFT THRU..DIXIE STYLE TO A WAVE..GIRLS
FOLD..TRAIL OFF..TURN & DEAL..GRAND RT. & LEFT..

The Trail Off is often overlooked from the Z and the Box but once it is worked with so the dancer reaction is good, the call is nice & smooth and very useful..

A-II CHOREO. FEATURING TRAIL OFF FROM THE BOX & Z FORMATION.

ZERO LINE..TOUCH 1/4.. ALL 8 CIRC ONCE & 1/2..CTR. 6..TRADE
CTR THE BOYS SPREAD APART...GIRLS..BOX COUNTER ROTATE &
TRAIL OFF..THE CTR. DIAMOND...DIAMOND CIRC.& FLIP THE
DIAMOND..OUTSIDE CPLS..BEND IN...CHAIN REACTION..BOYS RUN..
CROSSOVER CIRC..TURN & DEAL..LEFT ALLE..zero box..

SCOOT CHAIN THRU FROM THE 1/4 TAG FORMATION.

The call SCOOT CHAIN THRU from the 1/4 Tag formation relates to the use of a Scoot Back or a Scoot Chain Thru from the 1/4 Tag formation. Have the wave dancers extend then all Swing Thru & Turn Thru...The ctr. wave will reform and the outsides will be facing out with the ending formation a 3/4 Tag set up.. The ending 3/4 Tag formation lends itself nicely in to many actions such as Clover & or Spin the Windmill.

DANCING SCOOT CHAIN THRU FROM THE 1/4 TAG FORMATION.

HEADS PASS THE OCEAN..SCOOT CHAIN THRU..CLOVER & LOCKIT..
EXTEND..RECYCLE..LEFT ALLE...zero box wave.

HEADS STAR THRU & SPREAD..PASS THRU TURN & DEAL.. GIRLS SWING THRU SCOOT CHAIN THRU..SPIN THE WINDMILL..OUTSIDE RIGHT CIRC. ONE SPOT...TURN & DEAL STAR THRU..ACEY DEUCEY..FERRIS WHEEL..SQUARE THRU 3/4..LEFT ALLE..zero box..

ZERO LINE..PASS THRU WHEEL & DEAL..SWING THRU..SCOOT CHAIN THRU BOYS 1/4 RIGHT (diamonds) DIAMOND CIRC. FLIP THE DIAMOND..SLIP..
EXPLODE & SLIDE THRU..LEFT ALLE..

DANCING THE ADVANCED II PROGRAM:

ZERO LINE..PASS THRU..TURN & DEAL & SPREAD..TOUCH 1/4..
CHECKMATE THE COLUMN..TRADE CIRC..BOYS GO TWICE..(for the boys the "go twice" amounts to a partner trade).PASS THE OCEAN..
IN ROLL CIRC..SLIP..RECYCLE..STEP TO A WAVE..
TRADE CIRC..LEFT ALLE...zero box.

ZERO LINE..TOUCH 1/4.. 8 CIRC..GRAND 1/4 THRU..EACH WAVE..SWITCH THE WAVE..BOYS HINGE..POINT TO PT. DIAMOND CIRC..GIRLS HINGE..
EACH FOUR..TURN & DEAL..PASS THRU..1/4 OUT..LEFT ALLE..

ZERO BOX..RIGHT & LEFT THRU..VEER LEFT..CPLS. CIRC..
GIRLS WALK & DODGE..SINGLE WHEEL.. CTRS. WALK & DODGE..
1/2 BREED THRU..LEFT TOUCH 1/4.. WALK & DODGE..LEFT CHASE.....
BOYS TRADE..PARTNER TRADE..SLIDE THRU..LEFT ALLE...

ZERO LINE..PASS THRU..WHEEL & DEAL..CTRS..PASS THRU..
CTRS. SINGLE WHEEL & ROLL..OUTSIDES PARTNER HINGE..
(inverted lines end to end)..GIRLS RUN..STEP & SLIDE GIRLS TURN & DEAL..BOYS TURN & DEAL..TOUCH 1/4..GIRLS TRADE..RECYCLE..
SWING THRU..TURN THRU..LEFT ALLE...

ZERO LINE..PASS THRU WHEEL & DEAL..ZOOM..CTRS. PASS THRU..
CTRS. SINGLE WHEEL & ROLL..OUTSIDES PARTNER HINGE..EACH FOUR..
STEP & SLIDE..GIRLS..TURN & DEAL...BOYS TURN & DEAL..
GIRLS PASS THRU..TOUCH 1/4..GRAND RIGHT & LEFT...

A FEW C-1 DANCE EXAMPLES..

HEADS STAR THRU & SPREAD..PASS THRU..TURN & DEAL..DOUBLE PASS THRU..GIRLS PARTNER TRADE & ROLL..GIRLS PASS THRU..
SPLIT T BONE CIRC..CLOVER & SWING THRU..JAY WALK & MIX THE WINDMILL..GIRLS RIGHT ONE SPOT..TURN & DEAL..LEFT ALLE..zero box..

ZERO LINE..PASS THE OCEAN..TALLY HO.. BOYS RUN..BEND THE LINE..
PASS THE OCEAN..TRADE CIRCULATE..LEFT ALLE...

notes



FOR

Our 20th Year

CALLERS

JACK A. LASRY

1513 N. 46th AVENUE • HOLLYWOOD, FLORIDA 33021 • (305) 981-7788

SEPTEMBER 1988 ADVANCED SUPPLEMENT

THE ADVANCED I PROGRAM:

Teaching the Advanced Program	41
Inverted Line Choreo	41
Cross Clover Choreo	42
Dancing The A-I Program.....	42

THE ADVANCED II PROGRAM:

Q.S. Selection: Counteract	43
Trade Circulate from waves.....	44
Split/Box Counter Rotate to a Peel & Trail.....	44
Dancing the A-II Program	45

SOME C-I	45
----------------	----

HELP RECRUIT FOR THE BEGINNERS CLASSES IN YOUR AREA.

TEACHING THE ADVANCED PROGRAM:

The Fall workshops and classes are just around the corner. Time to prepare for your A-I teaching workshop.

AREAS TO CONSIDER:

1. Criteria for entering your workshop.
Do you have experience requirements such as having danced the Plus program for at least a year or two?
2. Do you plan to spend a portion of each workshop reviewing the Plus basics from a variety of positions and formations?
3. Do you have a lesson plan that includes teaching and dancing time for the Advanced Basics from a variety of positions and formations?
4. Do you provide the group with ample dancing tips or are you simply teaching the basics as fast as you can present them?
5. Do keep in mind the importance of using all the calls presented each week so the dancers don't forget or lose their reaction to the call?
6. Do you make the workshop **WORK**, or provide a relaxed atmosphere in which to learn.?
7. Do you work on dancer reaction to combinations of several basics stacked upon each other or do you "march" one call hesitate, then another call?
8. Are you only interested in teaching and dropping the dancers after the workshop or do you have a club for them to join in with? They will need a place to develop their newly acquired skills.

There seems to be a certain number of dancers who move thru the plateau workshops and never stop to enjoy dancing or support a club or program. How we can change this attitude so we extend the life of the dancers, presents another problem we face....

THE ADVANCED I PROGRAM:

ADVANCED I CHOREO. BUILT AROUND INVERTED LINES.

HEADS STAR THRU & SPREAD..CTRS.SWAP AROUND..(hook on) CAST OFF 3/4..
ALL 8 CIRC..CTRS. GO TWICE..(lines).TOUCH 1/4..TRANSFER THE COLUMN..
1/4 THRU..EXPLODE & ROLL..GRAND RIGHT & LEFT..

ZERO LINE..PASS THRU..WHEEL & DEAL & SPREAD..ENDS STAR THRU..
CTRS..WHEEL THRU..CTRS. IN..CAST OFF 3/4..ENDS CIRC. & ENDS STAR THRU..
CTRS.PASS THE OCEAN..CHAIN REACTION..BOYS RUN..TURN & DEAL..
PASS THRU..GRAND RIGHT & LEFT..

ZERO BOX..CTRS. IN..CAST OFF 3/4..CTRS..SWAP AROUND..
STEP & SLIDE..BOYS RUN..TRANSFER & BOYS TRADE & ROLL..
DOUBLE PASS THRU..BOYS PARTNER TRADE..CURLI CROSS..
BOYS PARTNER TRADE..CROSSOVER CIRC..TURN & DEAL & ROLL..
GIRLS CIRCULATE..GIRLS RUN..TURN & DEAL..GRAND RIGHT & LEFT..

ZERO LINE..PASS THRU.WHEEL & DEAL..CTRS.DOUBLE STAR THRU..
CTRS.IN..CAST OFF 3/4..ALL 8 CIRC..CTRS. RUN.& PASS IN..
NEW CTRS.WHEEL THRU..LEFT ALLE..zero box..

CROSS CLOVER CHOREOGRAPHY.

The call **CROSS CLOVER** is not to be confused with the call Cross Cross Cloverleaf that has been deleted from the A program. **CROSS CLOVER** is directed to specific couples or in a Cross Clover & formation.

HEADS PASS THRU..**CROSS CLOVER**..**SIDES DOUBLE STAR THRU**..
PASS THRU..**GRAND RIGHT & LEFT**..

ZERO BOX..**SWING THRU**..**BOYS RUN**..**TAG THE LINE IN**..
PASS THRU..**TURN & DEAL**..**DOUBLE PASS THRU**..**LEADERS**..**CROSS CLOVER**..
OTHERS PARTNER HINGE..**CHAIN REACTION**..**BOYS RUN**..**FERRIS WHEEL**..
SQUARE THRU 3/4..**LEFT ALLE**.. zero box..

ZERO LINE..**STAR THRU**..**PASS THRU**..**OUTSIDES**..**CROSS CLOVER**..
CTRS. LEFT WHEEL THRU..**PASS IN**..**ENDS SLIDE THRU**..**CTRS**..
LEFT WHEEL THRU..**SQUARE THRU 3/4**..**LEFT ALLE**..

ZERO LINE..**PASS THRU**..**TURN & DEAL & SPREAD**..**CIRCLE EIGHT**..
BOYS START A SPLIT SQUARE THRU 4....**GIRLS CROSS CLOVER**..
BOYS PASS OUT..**ALL PASS IN**..**1/2 BREED THRU**..**STAR THRU**..
PASS TO THE CTR..**SQUARE THRU 3/4 LEFT ALLE**.. zero box.

ZERO BOX..**DOUBLE STAR THRU**..**CROSS CLOVER & DOSADO**..**TO A CURLY CROSS**..
WHEEL THRU & ROLL..(columns) **GIRLS RUN**..**SQUARE THRU**..
ON THE THIRD HAND..**GRAND RIGHT & LEFT**

DANCING THE ADVANCED I PROGRAM.

ZERO LINE..**PASS THRU**..**ENDS BEND**..**SPLIT SQUARE THRU 3/4**..
PARTNER TAG..**HORSESHOE TURN**..**RIGHT & LEFT THRU**..**PASS THE OCEAN**..
RECYCLE..**WHEEL THRU**..**RIGHT ROLL TO A GRAND RIGHT & LEFT**..

ZERO LINE..**TOUCH 1/4**..**ALL 8 CIRC**..**GRAND 1/4 THRU**..
each four..**RECYCLE**..**WHEEL THRU**..**RIGHT ROLL TO A TURN THRU**..**LEFT ALLE**.

HEADS STAR THRU & SPREAD..**PASS THRU**..**TAG THE LINE RIGHT**..
CTRS. WALK & DODGE..**CAST OFF 3 4**..**ENDS CAST THE SHADOW**..**Don't Spread**..
CTRS. WITH A LEFT..**TOUCH 1/4**..**(left hand column) TRANSFER & BOYS ROLL**..
GIRLS TRADE..**ALL 8 CIRC**..**SCOOT BACK**..**GRAND RT. & LEFT**..

HEADS PASS THRU..**1/4 OUT**..**PASS THRU**..**1/4 IN**..**PASS IN**..
DOUBLE PASS THRU..**1/4 IN**..**BOYS (on a diagonal) PASS THRU**..
GIRLS FERRIS WHEEL & ROLL..**BOYS TURN & DEAL & ROLL**..
COUPLES CIRC..**GIRLS WITH A LEFT**..**1/4 THRU**..**DIAMOND CIRC**..
VERY CTR. BOYS TRADE..**FLIP THE DIAMOND**..**ACEY DEUCEY**..
GIRLS CROSS RUN..**BOYS RUN**..**TURN & DEAL**..**GRAND RIGHT & LEFT**..

A nice get out using Split Transfer.(D.B.D.)

ZERO LINE..**PASS THRU**..**WHEEL & DEAL & SPREAD**..**PASS THRU**..
BEND THE LINE..**PASS THRU**..**PARTNER TRADE**..**TOUCH 1 4**..**(each box)**
SPLIT TRANSFER..**GRAND RIGHT & LEFT**..

ZERO BOX..**CTRS**..**IN**..**EXPLODE THE LINE**..**PARTNER TRADE**..
PASS THRU..**1/4 OUT**..**GRAND RIGHT & LEFT**..

CALLERLAB

The International Association
of Square Dance Callers

Pocono Pines, Pa. 18350
717-646-8411

P R E S S R E L E A S E

THIS CALLERLAB PRESS RELEASE CAME TO LATE FOR ME TO INCLUDE
COUNTERACT IN THE NOTES. I HAVE ENCLOSED THE RELEASE AS IS.

***** S T A R T *****

Damon Coe, Chairman of the Advanced Quarterly Selection Committee, is pleased to announce the Advanced Quarterly Selection Committee has chosen COUNTERACT as the quarterly selection for the quarter beginning September 1, 1988.

COUNTERACT

Mike Jacobs & Tim Scholl, Authors

Starting formation: Columns

Action: Ends Trade and do their part of a Split Counter Rotate 1/4, Centers Counter Rotate 1/4 and with the trailing Center acting as a pivot, Cast 1/2 (Anchor 1/2).

Ending formation: Ocean waves

Timing: 8 beats

Dance example: Heads Wheel Thru, Slide Thru, Touch 1/4, Triple Scoot, COUNTERACT, Slip, Recycle, Right & Left Grand.

Singing Call: Heads Square Chain Thru, Slide Thru, Touch 1/4, All Eight Circulate, COUNTERACT, Slip, Boys Run, Wheel & Deal, Swing, Promenade.

The current Advanced Quarterly Selections are:

COUNTERACT

ANYTHING & CROSS

NOTE: The "life" of a quarterly selection is three (3) years after which time calls that have remained as quarterly selections for that length of time are dropped as quarterly selections and referred to the appropriate committee for possible addition to the appropriate program. In keeping with this policy, MINI-BUSY and CHECKOVER were dropped and have been referred to John Sybalsky, Chairman of the Advanced Dancing Committee, for possible addition to the Advanced Program.

***** E N D *****

We wish to take this opportunity to thank you for the coverage you have given the Square Dance Activity in the past and for your continued support in the future.

THE CALLERLAB BOARD OF GOVERNORS

I WILL INCLUDE ADDITIONAL INFORMATION IN NEXT MONTHS NOTES !

CHOREO. FOLLOWING A TRADE CIRCULATE THAT ENDS IN A LEFT HAND WAVE.

The ending formation of Left Handed parallel waves provides you with many possibilities. Here are a few ideas to work with.

- | | |
|--------------------------------------|------------------------------|
| 1. Trade the Wave | 12. Centers: |
| 2. Mix. | Single Hinge. |
| 3. Left Swing & Mix. | Scoot Back. |
| 4. Slip. | Scoot & Weave. |
| 5. Acey Deucey. | Scoot & Dodge. |
| 6. Single Wheel. | 1/4 or 3/4 Thru. |
| 7. Explode The Wave. | Walk & Dodge. |
| 8. In Roll Circulate. | Scoot & Weave. |
| 9. Out Roll Circulate. | Box Counter Rotate. |
| 10. Left handed Scoot Back. | Split Transfer. |
| 11. Left handed Follow your Neighbor | Run/Cross Run. |
| | Follow Your Neighbor/Spread. |

See if you can think of any more, I'm sure there are some!

DANCING SOME TRADE CIRCULATES FROM WAVES: ENDING IN LEFT HAND WAVES.

ZERO BOX WAVE..TRADE CIRC..BOYS 1/4 THRU..FLIP THE DIAMOND..
COUPLES CIRC..BOYS RUN..GRAND RIGHT & LEFT.

ZERO BOX..SWING THRU..TRADE CIRC..GIRLS SINGLE WHEEL & ROLL..
6 BY 2 ACEY DEUCEY..(left hand diamonds)FLIP THE DIAMOND..
TRADE THE WAVE..BOYS RUN/PASS THRU..BEND THE LINE..
PASS THE SEA..LEFT ALLE..

ZERO LINE..PASS THE OCEAN..TRADE CIRC..BOYS SCOOT & DODGE..
STEP & SLIDE..CLOVER & BOX COUNTER ROTATE..
GIRLS WALK & DODGE..TOUCH 1/4..ACEY DEUCEY..BOYS RUN..
BEND THE LINE..SLIDE THRU..LEFT ALLE..

ZERO LINE..PASS THE OCEAN..SWING THRU..TRADE CIRC..LEFT 1/4 THRU..
TRADE THE WAVE..IN ROLL CIRC..RECYCLE..STEP TO A WAVE..
TRADE CIRC..ACEY DEUCEY..MIX..RECYCLE..PASS IN & ROLL..
GRAND RIGHT & LEFT..

ZERO BOX WAVE..IN ROLL CIRC..TRADE CIRC..CTRS.WALK & DODGE..
OUT ROLL CIRC..CTRS.FOLLOW YOUR NEIGHBOR & SPREAD..
ENDS CIRC. ONCE & 1/2..(Tidal Wave) ALL BOYS RUN RIGHT..
CPLS..HINGE..WHEEL & DEAL LEFT ALLE..

SPLIT OR BOX COUNTER ROTATE TO A PEEL & TRAIL:

The 3 examples are good get outs.

ZERO BOX..TOUCH 1/4..SPLIT COUNTER ROTATE..PEEL & TRAIL..LEFT ALLE.

ZERO LINE..SLIDE THRU..TOUCH 1/4..SPLIT COUNTER ROTATE..
PEEL & TRAIL..TRADE THE WAVE..BOX THE GNAT..GRAND RT. & LEFT..

ZERO LINE..PASS THE SEA..BOYS TRADE..LEFT SWING THRU..
WITH A LEFT HINGE..SPLIT COUNTER ROTATE..PEEL & TRAIL..GRAND RT.& LEFT.

ZERO LINE..PASS THRU.WHEEL & DEAL..CTRS. TOUCH 1/4..BOX COUNTER ROTATE
PEEL & TRAIL..TRADE THE WAVE..CHAIN REACTION..GRAND RT. & LEFT..

DANCING THE ADVANCED II PROGRAM:

ZERO BOX..SWING THRU..BOYS RUN..TAG THE LINE IN..
ARKY STAR THRU..PASS & ROLL..SCOOT CHAIN THRU..
SPLIT CIRC..IN ROLL CIRC..1/4 THRU..BOYS RUN..
BEND THE LINE..PASS THE OCEAN..TRADE THE WAVE..LEFT ALLE.

ZERO BOX WAVE..IN ROLL CIRC..1/4 THRU..1/4 THRU..
CAST THE SHADOW..ACEY DEUCEY..TRADE CIRC..
TAG THE LINE..ZIG ZAG..GRAND RIGHT & LEFT..

ZERO LINE..PASS THE OCEAN..RECYCLE..VEER LEFT..
CROSSOVER CIRC..GIRLS CIRC ONCE & 1/2..BOYS SCOOT & WEAVE..
VERY CTR. BOYS RUN RIGHT..3 BY 3..1/2 TAG THE LINE..
COLUMN OF 6 CIRC..SAME 6 GRAND 1/4 THRU..CTR 4 (in your diamond)
FLIP THE DIAMOND..THE WAVE..EXPLODE & STAR THRU..
OUTSIDES HINGE & THE GIRL TURN BACK..DOUBLE PASS THRU..
LEADS PARTNER TRADE..PASS THRU..LEFT ALLE...

ALLE. LEFT..ALAMO STYLE...HEADS ONLY..BOX COUNTER ROTATE..
ALL TRANSFER THE COLUMN..1/4 THRU...TRADE CIRC..
MIX..SINGLE WHEEL..GRAND RIGHT & LEFT..

ZERO LINE..PASS THE SEA..BOYS HINGE..(Facing Diamonds)
DIAMOND CIRC..GIRLS WITH A LEFT..1/4 THRU..GRAND ROGHT & LEFT.

ZERO LINE..PASS THRU..TURN & DEAL..DOUBLE PASS THRU..
GIRLS RUN & ROLL..BOYS TRACK II.. GIRLS EXTEND.(left hand two
faced line)..GIRLS TURN & DEAL & ROLL..IN ROLL CIRC..
SWING THRU..BOYS RUN..PASS THRU..WHEEL & DEAL..SQUARE THRU 3/4..
PASS IN & ROLL..PASS THRU..GRAND RIGHT & LEFT..

ZERO LINE..PASS THE OCEAN..MOTIVATE..SPLIT COUNTER ROTATE..
BOYS RUN..PASS TO THE CTR..SQUARE THRU 3/4.. LEFT ALLE..

HEADS STAR THRU & SPREAD..PASS THRU..TURN & DEAL..
GIRLS SWING THRU..SCOOT & WEAVE..TRADE CIRC..BOYS 1/4 THRU..
(facing diamonds) DIAMOND CHAIN THRU..BOYS CIRC..
RECYCLE..PASS THRU..TRADE BY..SWING THRU..BOYS RUN..
TAG THE LINE ZIG ZAG..BOYS RUN..WHEEL & DEAL..LEFT ALLE..

A COUPLE OF C-I DANCE EXAMPLES.


HEADS STAR THRU & SPREAD..PASS THRU..TAG THE LINE RIGHT..
STRETCH TURN & DEAL..BOYS VEER LEFT..BOYS TAG BACK TO A WAVE..
GIRLS DIVIDE & TOUCH 1/4..ALL TRADE & ROLL..SQUARE THE BASES..
PASS THRU..SHAKEDOWN..SLIDE THRU..DIXIE GRAND..LEFT ALLE..

ZERO LINE..PASS THE OCEAN..TALLY HO..FLIP BACK..
SCATTER SCOOT..SPLIT RECYCLE..BOYS TRADE..HINGE..
BOYS RUN..LEFT ALLE..

ZERO LINE..RIGHT & LEFT THRU..DIXIE SASHAY..COUPLES CIRC..
CROSS ROLL TO A WAVE..SLIP..TRADE THE WAVE..GRAND RIGHT & LEFT.

ZERO LINE..TOUCH 1/4..BOYS ROLL..SPLIT T BONE CIRC..
BOYS TRADE..T BONE CIRC..BOYS 1/4 RIGHT..8 CIRC..
BOYS RUN..PASS TO THE CTR..SQUARE THRU 3/4..LEFT ALLE..

notes



FOR

Our 20th Year

CALLERS

JACK A. LASRY

1513 N. 46th AVENUE • HOLLYWOOD, FLORIDA 33021 • (305) 981-7788

OCTOBER 1988 ADVANCED SUPPLEMENT

Advanced Q.S. Counteract.....	46
Experimental Workshop: Lock The Top	47
Chain Reaction & Spread	47
Dancing the Advanced I Program	48
Working with Hourglass Choreo.....	49
In Roll Circ. & Roll	50
Motivate & Spread	50

THE ADVANCED PROGRAM:

Last month I placed the Callerlab report on COUNTERACT the new Advanced Q.S. selection in the notes. The report came in the mail as I was on the way to the printer with the Sept. notes so I quickly replaced a page in the notes with the report. Since then I have had a chance to work with COUNTERACT and hope that some of my suggestions will help you work with the call. I feel that the call COUNTERACT is a poor selection for the Advanced program and is best suited to the C-I program..Never the less here goes..

I feel it is a must that the dancers get acquainted with the Anchor action prior to working with Counteract. I do this from a Zero Box wave. I tell the boys they will hold their spot on the floor and as they do a trade action with the adjacent girl they will simply pivot around so in actuality the girls are turning them by the right 1/2 turn. I repeat this and tell the girls to "Anchor" themselves to the floor as the boys turn them 1/2 by the right.. I do this several times so they get the feel of the anchor turn, and how it moves you over one position and away from the adjacent couples in the wave...

Next I place the dancers in columns and explain to the center box that they will do a Box Counter rotate and the in facing dancer in the ctr. box will be the anchor as her boy partner will turn her 1/2 by the right..Note the shift of the box to the left....Now teach the ends part..Ends Trade..then do their part of a normal Split Counter Rotate.. I tell the ends after the trade for those girls to be sure the Split Counter Rotate has them move forward to catch left hands with the girls in front of them to end forming parallel waves....

The key to dancing COUNTERACT smoothly is the centers part, a BOX COUNTER ROTATE INTO THE ANCHOR TURN IN ONE CONTINUOUS ACTION..

DANCING COUNTERACT: Girls as "anchors"

ZERO LINE..TOUCH 1/4..**COUNTERACT** GIRLS TRADE..
RECYCLE..SWING THRU..TURN THRU..LEFT ALLE..

ZERO LINE..TOUCH 1/4..**COUNTERACT**..GIRLS RUN..
TURN & DEAL..SQUARE THRU 3/4..LEFT ALLE..

ZERO BOX..SLIDE THRU..TOUCH 1/4..**COUNTERACT**..GIRLS RUN..
TURN & DEAL..PASS TO THE CTR..SQUARE THRU 3/4..LEFT ALLE..

COUNTERACT: Boys as "anchors"

ZERO LINE..TOUCH 1/4..**ALL 8 CIRC**..**COUNTERACT**..**BOYS TRADE**..
BOYS RUN..**BEND THE LINE**..**STAR THRU**..**PASS TO THE CTR**..
SQUARE THRU 3/4..**LEFT ALLE**..

ZERO LINE..TOUCH 1/4..**TRIPLE SCOOT**..**COUNTERACT**..
BOYS RUN..**TURN & DEAL**..**GRAND RIGHT & LEFT**..

COUNTERACT TO A GRAND RIGHT & LEFT..

ZERO LINE..**RIGHT & LEFT THRU**..**TWO LADIES CHAIN**..**ROLLAWAY**..
TOUCH 1/4..**COUNTERACT**..**GRAND RIGHT & LEFT**..

EXPERIMENTAL WORKSHOP: LOCK THE TOP. Tim Marriner.

STARTING FORMATION: 1/4 & 3/4 Tag Formations and 1/4 & 3/4 Tag Formations with a wave base.

THE ACTION: The wave will do a Lockit as the outsides Hinge then all will finish with a Fan the Top.

ENDING FORMATION: Parallel ocean waves.

COMMENTS: I seem to recall that the name Lock the Top has been used before however the action of this idea fits together quite nicely and we have very few good calls starting from the 1/4 or 3/4 Tag Formation I felt this one was worth exploring..

A FEW DANCE EXAMPLES:

HEADS PASS THE OCEAN..**LOCK THE TOP**..BOYS RUN..FERRIS WHEEL..
ZOOM..SQUARE THRU 3/4..LEFT ALLE.. zero box.

ZERO LINE..PASS THRU..WHEEL & DEAL..CTRS..SWING THRU..
OUTSIDES 1/2 SASHAY..PING PONG CIRC..**LOCK THE TOP**..
RECYCLE..LEFT ALLE..zero box.

ZERO BOX..SWING THRU..EXTEND..**LOCK THE TOP**..BOYS RUN..
STAR THRU..PASS TO THE CTR..SQUARE THRU 3/4..LEFT ALLE..zero box.

ZERO LINE..TOUCH 1/4..ALL 8 CIRC..CTR. GIRLS RUN..
CTRS. STEP TO A WAVE..**LOCK THE TOP**..IN ROLL CIRC..
IN ROLL CIRC..BOYS RUN..WHEEL & DEAL..LEFT ALLE..zero box.

CHAIN REACTION & SPREAD:

The use of an "& Spread" at the end of a Chain Reaction adds a new flavor to the call..The examples given are from standard starting positions so the action has the boys spreading and the girls "squeezing" in between the boys..I caution the girls not to rush but to observe the boys as they finish their 3/4 turn and move apart, then move to the center of the forming left hand wave..

HEADS PASS THE OCEAN..**CHAIN REACTION & SPREAD**..GIRLS TRADE..
GIRLS CROSS RUN..BOYS RUN..WHEEL & DEAL..LEFT ALLE..

ZERO LINE..PASS THRU..WHEEL & DEAL..CTRS. STEP TO A WAVE..
CHAIN REACTION & SPREAD..ACEY DEUCEY..TRADE THE WAVE..
BOYS RUN..TURN & DEAL..PASS THRU..GRAND RIGHT & LEFT..

ZERO LINE..PASS THRU..WHEEL & DEAL..ZOOM..CTRS. STEP TO A WAVE..
CHAIN REACTION & SPREAD..GIRLS HINGE..(facing diamonds)
DIAMOND CIRC.CUT THE DIAMOND..BOYS TRADE..GIRLS TRADE..
GIRLS CROSS RUN..GRAND RIGHT & LEFT..

HEADS STAR THRU..ZOOM..CTRS.STEP TO A WAVE..
CHAIN REACTION & SPREAD..GIRLS WALK & DODGE..STEP & SLIDE..
BOYS WALK & DODGE..GIRLS PARTNER TRADE..TOUCH 1/4..
GIRLS TRADE..RECYCLE..PASS TO THE CTR..SQUARE THRU 3/4..LEFT ALLE.

DANCING THE ADVANCED I PROGRAM:

The Q.S. selection Counteract with the use of Split & Box Counter Rotate is really not suitable for the A-1 groups that adhere to the program. This is a dilemma we face with the two advanced plateaus. There is no easy solution. You must make the choice to use or not to use!!!!

DANCING FOLLOW YOUR NEIGHBOR & JUST THE BOYS/GIRLS SPREAD:

HEADS SQUARE THRU FOUR..SIDES 1/2 SASHAY..TOUCH 1/4..
FOLLOW YOUR NEIGHBOR JUST THE GIRLS SPREAD..
STEP & SLIDE..CLOVER & STAR THRU..PASS THRU..TRADE BY..
CTRS..IN..EXPLODE & SLIDE THRU..LEFT ALLE..

ZERO LINE..PASS THRU..WHEEL & DEAL..DOUBLE PASS THRU..
LEADS U TURN BACK..TOUCH 1/4..FOLLOW YOUR NEIGHBOR..JUST THE
BOYS SPREAD..CTRS..BOX THE GNAT..PASS THE OCEAN & LOCKIT..
ENDS BEND & STAR THRU..CHAIN REACTION..BOYS RUN..
1/2 TAG..WALK & DODGE..PARTNER TRADE & ROLL..GRAND RT. &
LEFT..

ZERO LINE..PASS THRU..WHEEL & DEAL & SPREAD..TOUCH 1/4..
ALL 8 CIRC..EACH BOX...FOLLOW YOUR NEIGHBOR JUST THE BOYS SPREAD..
BOYS EXPLODE & SWING THRU..GIRLS HINGE..THE COLUMN OF 6 CIRC..
THE WAVE RECYCLE..& PASS THRU..OUTSIDE BOYS U TURN BACK..
RIGHT & LEFT THRU..PASS THRU..CHASE RIGHT..BOYS RUN..
SWING THRU..GRAND RIGHT & LEFT..

SOME CYCLE & WHEEL CHOREO:

ZERO BOX WAVE..SPLIT CIRC..CTR. GIRLS RUN RIGHT..
CYCLE & WHEEL..VEER LEFT..CROSSOVER CIRC..BEND THE LINE..
ENDS STAR THRU..CTRS. WHEEL THRU..SQUARE THRU 3/4..LEFT
ALLE..

ZERO LINE..PASS THE OCEAN..SWING THRU..SPLIT CIRC..
CTR. BOYS RUN RIGHT..CYCLE & WHEEL..STAR THRU..ACEY DEUCEY..
BEND THE LINE..SLIDE THRU..LEFT ALLE..zero box..

ZERO LINE..PASS THRU..WHEEL & DEAL..DOUBLE PASS THRU..
LEADS U TURN BACK..STEP TO A WAVE..CTR. BOYS RUN RIGHT..
CYCLE & WHEEL..PASS IN..1/2 BREED THRU..PASS THE OCEAN..
SWING THRU..TURN THRU..RIGHT ROLL TO A GRAND RIGHT & LEFT..

THREE & ONE CHOREO:

ZERO BOX.. RIGHT & LEFT THRU..VEER LEFT..GIRLS WALK & DODGE..
ACEY DEUCEY..GIRLS PASS THE OCEAN..DIAMOND CIRC..6 BY 2 ACEY DEUCEY..
FLIP THE DIAMOND..BOYS RUN..SLIDE THRU..LEFT ALLE..zero box

ZERO LINE..PASS THE OCEAN..SCOOT BACK..BOYS TRADE..
RECYCLE..VEER LEFT..COUPLES CIRC..BOYS WALK & DODGE..BOYS RUN..
ACEY DEUCEY..BOYS GO TWICE..GIRLS 1/4 THRU..BOYS PASS IN..
EXTEND..SPLIT CIRC..BOYS RUN..STAR THRU..PASS THRU..TRADE BY..
SINGLE CIRCLE..TO A GRAND RIGHT & LEFT..

THE ADVANCED II PROGRAM:

INTERESTING WAYS TO SET UP THE HOURGLASS FORMATION:

1. From parallel two faced lines. Centers Box Counter Rotate..Trail Off..Centers Hinge ...
2. From parallel two faced lines. Centers Box Transfer..Trail Off..Centers Hinge..
3. From Parallel Diamonds..The wave..Switch the Wave..Centers Hinge..
4. From 3 & 1 lines with Centers facing in..Centers touch 1/4..Trail off..centers hinge..
5. From 3 & 1 lines with centers facing in. Centers Pass the Ocean..Centers Switch to a Diamond.

In examples 1 & 2 when the action starts from parallel waves you will end in a Facing Hourglass formation. In example 3, if the starting diamond formation is a facing diamond then the center action will result in a facing H/G. In example 4 if the centers Left Touch 1/4 you will end in a Facing H/G.. In example 5 having the centers Pass The Sea will result in an facing H/G..

A FEW DANCE EXAMPLES OF THE VARIOUS WAYS TO SET UP THE H/G FORMATION:

ZERO BOX WAVE GIRLS TRADE..RECYCLE..VEER LEFT..CROSSOVER CIRC.
BOYS.BOX COUNTER ROTATE BOYS TRAIL OFF..CTR. BOYS HINGE..
HOURGLASS CIRC..CTR. GIRLS TRADE..FLIP THE HOURGLASS..
RECYCLE..PASS THRU..GRAND RT. & LEFT..

ZERO LINE..PASS THE OCEAN..RECYCLE..VEER LEFT..COUPLES CIRC..
GIRLS BOX TRANSFER..TRAIL OFF..CTR. GIRLS HINGE..HOURGLASS CIRC..
FLIP THE HOURGLASS..SLIP..TRADE CIRC..LEFT ALLE..

ZERO BOX..RIGHT & LEFT THRU..VEER LEFT..GIRLS WALK & DODGE..
ALL 8 CIRC..GIRLS PASS THE OCEAN..GIRLS SWITCH THE WAVE..
CTR.GIRLS HINGE..HOURGLASS CIRC..FLIP THE HOURGLASS..
SWING THRU..TURN THRU..LEFT ALLE..

SETTING UP A FACING HOURGLASS FORMATION.

ZERO LINE..PASS THE SEA..BOYS BOX COUNTER ROTATE..BOYS TRAIL OFF..
CTR. BOYS HINGE..(FACING H/G) HOURGLASS CIRC. CTR. GIRLS TRADE..
CUT THE H/GLASS..BOYS CIRC..RECYCLE..PASS THRU..GRAND RT.& LEFT.

HOURGLASS CHOREOGRAPHY:

ZERO LINE..PASS THE OCEAN..GIRLS TRADE..RECYCLE & VEER LEFT..
GIRLS SCOOT & WEAVE..CTR, GIRLS RUN..NEW CTR. GIRLS HINGE..
HOURGLASS CIRC..6 BY 2 ACEY DEUCEY..FLIP THE HOURGLASS..
BOYS RUN..PASS THRU.WHEEL & DEAL..ZOOM..SQUARE THRU 3/4..LEFT ALLE..

ZERO LINE..PASS THE OCEAN..SWITCH TO AN HOURGLASS..
CTR. BOYS TRADE..HOURGLASS CIRC..CTR. GIRLS TRADE..
FLIP THE HOURGLASS..GRAND RIGHT & LEFT..

The above example is a good set up and get out to a Grand Rt. & Left.

THE ADVANCED II PROGRAM: CREATIVE CHOREO:

IN ROLL CIRCULATE & ROLL.

When working with calls that have some dancers able to roll and others who cannot roll can present problems for some dancers. Working with IN ROLL CIRCULATE & ROLL, you should not have any problems as the dancer on the end of the wave facing in who circulates is the only dancer who will not roll at the end of the action.

A GET ACQUAINTED SET UP:

ZERO BOX WAVE..IN ROLL CIRC. & ROLL...

The ending formation has the circulator facing out and the others in a form of a left hand column.

THE END BOYS CIRCULATE & ROLL..OTHERS EXTEND...(all in left hand columns that may be a bit wide apart. Dancers will accept & adjust.)

TRADE & ROLL..1/2 BREED THRU..PASS THE OCEAN..GIRLS TRADE..

SCOOT BACK..PROM..HOME..

THINGS TO THINK ABOUT:

1. Starting from left hand waves gives you right hand columns.
2. The "circulator" can be directed to Run around one, two or three and then Roll to form columns

ZERO LINE..PASS THE OCEAN..IN ROLL CIRC. & ROLL..

END BOYS RUN AROUND ONE & ROLL..TRANSFER THE COLUMN..

GIRLS RUN..PASS THE OCEAN..RECYCLE..STEP TO A WAVE..

TRADE CIRC..LEFT ALLE..

ZERO LINE..PASS THE SEA..IN ROLL CIRC & ROLL..

END GIRLS RUN AROUND ONE & ROLL...(right hand columns)

CHECKMATE THE COLUMN..COUPLES CIRC..TURN & DEAL..

TOUCH 1/4..SLIP..RECYCLE..LEFT ALLE..

DANCING ADVANCED II: MOTIVATE & SPREAD:

ZERO BOX WAVE..MOTIVATE & SPREAD..TRADE THE WAVE..1/4 THRU..

BOYS RUN..TAG THE LINE ZIG ZAG..GRAND RIGHT & LEFT..

ZERO LINE..PASS THE OCEAN..MOTIVATE & SPREAD..TRADE THE WAVE..

TRADE CIRC..BOYS TRADE..SLIDE THRU..LEFT ALLE..zero box

D.B.D:

ZERO BOX WAVE..IN ROLL CIRC..MOTIVATE & SPREAD..

EXPLODE THE WAVE..BEND THE LINE..ENDS STAR THRU..

CTRS..WHEEL THRU..PASS IN & ROLL..GRAND RIGHT & LEFT..

ZERO LINE..PASS THE OCEAN..1/4 THRU..SLIP...

MOTIVATE & SPREAD..& MIX..BOYS RUN..FERRIS WHEEL..

ZOOM..CTRS..SWAP AROUND..SWING THRU..BOYS RUN..

TAG THE LINE ZIG ZAG..GRAND RIGHT & LEFT....

notes



FOR

Our 20th Year

CALLERS

JACK A. LASRY

1513 N. 46th AVENUE • HOLLYWOOD, FLORIDA 33021 • (305) 981-7788

NOVEMBER 1988 ADVANCED SUPPLEMENT.

THE ADVANCED I PROGRAM.

Curlique & Roll	51
Step & Slide from Two Faced Lines & Waves	52
A couple of Get Outs	52
Dancing A-I	53

THE ADVANCED II PROGRAM.

Scout & Weave & Switch the Wave Choreo	53
In Roll Circ. & Roll ideas. Finish like a Transfer....	54
Tag The Line Zig Zag to Motivate Choreo	54
Anything & Cross Choreo	55

C-I CHOREOGRAPHY	55
------------------------	----

HAPPY THANKSGIVING

COMMENT ON THE Q.S. SELECTION COUNTERACT:

Are you happy with Counteract as a Q.S. selection.? The call is now in use for two months so we should have had time to evaluate the call. My feelings are that Counteract would be best in a C-I program then as an Advanced Q.S. selection. The call cannot really fit into the A-I program, thank goodness, and while it can we worked on until you pound the action into the heads of most A-II dancers the question arises is it really worth the effort.???

THE ADVANCED I PROGRAM:

A good workshop program can be built around the combination CURLIQUE & ROLL. Curlique has been deleted from the Mainstream program but the determination to keep or drop as far as the Advanced Programs are concerned will take place in Nashville at the next Callerlab convention. Meanwhile the Curlique & Roll action is a good one, here are a few ideas. IMPORTANT INFO: When the facing couples are in a standard position, a Curlique & Roll sets up a LEFT HAND BOX or Column. When the facing couples are 1/2 sashayed, the Curlique & Roll sets up a RIGHT HAND BOX or column.

CURLIQUE & ROLL. (Standard couples)

ZERO BOX..CURLIQUE & ROLL..TRADE & ROLL..BOX THE GNAT..
RIGHT & LEFT THRU..SLIDE THRU..LEFT ALLE..

ZERO BOX..SWING THRU..BOYS RUN..BEND THE LINE..
CURLIQUE & ROLL..GIRLS TRADE..TOUCH 1/4.. BOYS RUN..
PASS THRU..TRADE BY..LEFT ALLE..zero box.

ZERO LINE..CURLIQUE & ROLL..CTRS..FOLLOW YOUR NEIGHBOR & SPREAD..
END GIRLS RIGHT ROLL TO A WAVE..& SINGLE HINGE..END BOYS RUN..
EXTEND..LOCKIT..SPIN THE TOP..BOYS RUN..TURN & DEAL..RT. & LEFT GRAND.

CURLIQUE & ROLL. (1/2 sashayed cpls)

ZERO LINE..RIGHT & LEFT THRU..ROLLAWAY..CURLIQUE & ROLL..
SCOOT BACK..BOYS RUN..LEFT ALLE...zero line.

ZERO BOX..PASS THE OCEAN..RECYCLE..SWEEP 1/4. VEER LEFT..CPLS. CIRC..
TURN & DEAL..CURLIQUE & ROLL..TRANSFER THE COLUMN..
1/4 THRU..ALL 8 CIRC..1/4 THRU..EXPLODE & SLIDE THRU..LEFT ALLE..

ZERO LINE..PASS THRU..WHEEL & DEAL..CTRS..SWING THRU..RECYCLE..
CURLIQUE & ROLL..WALK & DODGE..LEFT ALLE..zero box

CURLIQUE & ROLL. (Boy/boy cpls.) May be the best formation.

HEADS STAR THRU & SPREAD..PASS THRU..U TURN BACK..
CURLIQUE & ROLL..CPLS..CIRC..TURN & DEAL..STAR THRU..CPLS..CIRC..
CAST THE SHADOW..BOYS TRADE..GRAND RIGHT & LEFT..

ZERO LINE..PASS THRU..WHEEL & DEAL & SPREAD..CURLIQUE & ROLL..
CPLS..CIRC..WHEEL & DEAL..CURLIQUE & ROLL..CTRS. IN..
STEP & SLIDE..BOYS PARTNER TRADE..TOUCH 1/4..
ACEY DEUCEY..BOYS RUN..FERRIS WHEEL..SQUARE THRU 3/4 LEFT ALLE..

EXPLORING STEP & SLIDE FROM WAVES & TWO FACED LINES.

The use of STEP & SLIDE from waves or Two Faced Lines has always been a bit touchy. The action is not difficult but what can you do after is the real problem. Here are a few ideas the may be worth exploring. For example let's start from a Zero Box Wave, standard position. When the girls step ahead and the boys slide together, the girls are back to back with the boys. The girls can Right Roll to end outside the boys that are behind them to end in Parallel Right Handed Two Faced Lines. From parallel Right Handed Two Faced Lines, standard position, a Step & Slide ends with the girls directly ahead of the boys. A girls left roll to a wave ends in a Left Handed wave with the boys as ctrs. Here are a few ideas to work with.

STEP & SLIDE FROM OCEAN WAVES.

ZERO BOX WAVE..GIRLS TRADE..STEP & SLIDE..GIRLS RIGHT ROLL..
(Two Faced Line) TURN & DEAL..PASS TO THE CTR..SQUARE THRU 3/4
LEFT ALLE.. zero box.

ZERO BOX..SWING THRU..STEP & SLIDE..BOYS RIGHT ROLL..
FERRIS WHEEL..CTRS. PASS THRU..LEFT ALLE.. zero box.

ZERO LINE..PASS THE OCEAN..STEP & SLIDE..GIRLS RIGHT ROLL..
ACEY DEUCEY..TURN & DEAL..PASS TO,THE CTR..SQUARE THRU 3/4..
LEFT ALLE...zero box.

STEP & SLIDE FROM TWO FACED LINES.

ZERO BOX..SWING THRU..BOYS RUN..COUPLES CIRC..STEP & SLIDE..
GIRLS LEFT ROLL TO AN OCEAN WAVE..TRADE THE WAVE..
RECYCLE..SQUARE THRU 3/4..TRADE BY..LEFT ALLE..zero box.

ZERO BOX..SWING THRU..BOYS RUN..TAG THE LINE LEFT..
CPLS..CIRC..STEP & SLIDE..BOYS RIGHT ROLL TO A WAVE..
RECYCLE..VEER LEFT..CROSSOVER CIRC..TURN & DEAL..LEFT ALLE..zero box.

A LITTLE MORE ACTION:

ZERO LINE..PASS THE OCEAN..STEP & SLIDE..GIRLS RIGHT ROLL & ROLL..
BOYS TRADE & ROLL..BOYS PASS THRU..TOUCH 1/4..GIRLS TRADE..
SWING THRU..GRAND RIGHT & LEFT..

ZERO LINE..PASS THE OCEAN..STEP & SLIDE..GIRLS RIGHT ROLL & ROLL..
BOYS FOLLOW YOUR NEIGHBOR & SPREAD..BOYS EXPLODE & SQUARE THRU 4..
CTRS.. IN..CAST OFF 3/4..ENDS RUN..1/2 BREED THRU..(zero line)
TOUCH 1/4 & ROLL..SLIDE THRU..LEFT ALLE..

A COUPLE OF GET OUTS WITH "FLAVOR".

ZERO LINE..PASS THE OCEAN..GIRLS TRADE..RECYCLE..VEER LEFT..
FERRIS WHEEL..CTRS..RIGHT & LEFT THRU..SWING THRU..BOYS RUN..
TAG THE LINE LEFT..ALL THE GIRLS PASS THRU..GRAND RIGHT & LEFT..

A ZERO LINE WITH THE HEAD MEN ON THE ENDS OF THE LINE..
RIGHT & LEFT THRU..HEADS ROLLAWAY..PASS THRU..
THE SIDE MEN & THE HEAD LADIES RUN..GRAND RIGHT & LEFT..

DANCING THE ADVANCED I PROGRAM:

ZERO BOX WAVE..1/4 THRU..CAST OFF 3/4..FAN THE TOP..
CTR. FOUR..FAN THE TOP..ENDS HINGE..6 BY 2 ACEY DEUCEY..
THE WAVE RECYCLE & SQUARE THRU 3/4..OUTSIDE GIRLS TURN BACK..
STEP TO A WAVE..RECYCLE..PASS TO THE CTR..SQUARE THRU 3/4..LEFT ALLE..

ZERO LINE..RIGHT & LEFT THRU..DIXIE STYLE TO A WAVE..
GIRLS CAST THE SHADOW..DON'T SPREAD..
BOYS FOLLOW YOUR NEIGHBOR & SPREAD..6 BY 2 ACEY DEUCEY..
ALL BOYS RUN..CTRS..CROSSFIRE & WALK & DODGE..
STEP TO A WAVE..RECYCLE..LEFT ALLE..zero box..

HEADS PASS OUT..ALL PASS IN..TOUCH 1/4..TRANSFER THE COLUMN..
1/4 THRU..BOYS RUN..TURN & DEAL..DOSADO TO A WAVE..
EXTEND..GRAND RIGHT & LEFT..

ZERO LINE..PASS THRU..WHEEL & DEAL..CTRS. STEP TO A WAVE..
PING PONG CIRC..CHAIN REACTION..3/4 THRU..VERY CTR. BOYS.. RUN..
BOYS FERRIS WHEEL..GIRLS RECYCLE..BOYS PASS IN..BOYS START A..
SPLIT SQUARE THRU 4..RIGHT ROLL TO A WAVE..1/4 THRU..
EXPLODE & WHEEL THRU..RIGHT ROLL TO A GRAND RIGHT & LEFT..

ZERO LINE..PASS THRU..WHEEL & DEAL..CTRS.DOUBLE STAR THRU..
CTRS.IN..STEP & SLIDE..CLOVER & WHEEL THRU..PASS THRU..
CLOVER & STAR THRU..PASS THRU..TRADE BY..LEFT ALLE..zero box.

THE ADVANCED II PROGRAM: SCOOT & WEAVE & SWITCH THE WAVE:

ZERO BOX..TOUCH 1/4..SCOOT & WEAVE..SWITCH THE WAVE..
BOYS WALK & DODGE..BOYS RUN & ROLL..GIRLS TRADE & ROLL..
GIRLS PASS THRU..ALL PASS THRU..HORSESHOE TURN..TOUCH 1/4..
GIRLS TRADE..SCOOT BACK..GRAND RIGHT & LEFT..

ZERO BOX..RIGHT & LEFT THRU..VEER LEFT.CPLS..CIRC..
GIRLS SCOOT & WEAVE & SWITCH THE WAVE..BEND THE LINE..
ALL 8 CIRC..STEP & SLIDE..CLOVER & BOX COUNTER ROTATE..
WALK & DODGE..STEP TO A WAVE..1/4 THRU..SWING THRU..BOYS RUN..
TURN & DEAL..GRAND RIGHT & LEFT...

ALLE. LEFT..ALAMO STYLE...SIDES SCOOT BACK..HEADS SCOOT & WEAVE..
OUTSIDE BOYS RUN..CHAIN REACTION..SWITCH THE WAVE..GIRLS HINGE..
FLIP THE DIAMOND..GRAND RIGHT & LEFT...

ZERO LINE..PASS THE OCEAN..IN ROLL CIRC..SCOOT & WEAVE..
SWITCH THE WAVE..CROSSOVER CIRC..AS CPLS..WALK & DODGE..
GIRLS PARTNER TRADE..FERRIS WHEEL..GIRLS SQUARE THRU 3/4..
STAR THRU..BOYS TRADE.BEND THE LINE..RIGHT & LEFT THRU..
PASS THE SEA..LEFT ALLE...

HEADS STAR THRU & SPREAD..PASS THRU..GIRLS PARTNER TRADE..
CPLS..CIRC.AS.CPLS..SCOOT & WEAVE..AS CPLS..SWITCH THE WAVE..
BOYS...TURN & DEAL & SQUARE THRU 4..GIRLS BEND TO FACE IN..
STEP TO A WAVE..BOYS FOLD..GIRLS SQUARE THRU 3/4..
DOSADO & TOUCH 1/4..GRAND RIGHT & LEFT....

A FOLLOW UP ON IN ROLL CIRCULATE & ROLL: A NEW IDEA.
FINISH LIKE A TRANSFER..

Last month I explored the idea to use an IN ROLL CIRCULATE & ROLL. Working out some ideas to follow up on this idea I came up with the following possibility. With your checkers, Set up a Zero Box Wave.. do a IN ROLL CIRC. & ROLL... Note the relationship of the out facing man and the lead man in the column portion of the formation... Have the man facing out lead the way with the #2 dancer in the column, a boy, following behind.. to end as in a Transfer the column facing in about 1/2 way down the column.. The girls will progress ahead to form a left handed box for the cast 3/4.. and extend to the outsides ending in a Left Hand wave..

ZERO BOX WAVE.. IN ROLL CIRC & ROLL.. FINISH LIKE A TRANSFER..
TRADE THE WAVE.. BOYS RUN.. PASS THE OCEAN..
SWING THRU.. TURN THRU.. LEFT ALLE..

ZERO BOX.. SWING THRU.. IN ROLL CIRC. & ROLL.. (Girls will lead)
FINISH LIKE A TRANSFER.. TRADE THE WAVE.. GIRLS RUN.. PASS THRU..
PARTNER TRADE.. PASS THE OCEAN.. GRAND RIGHT & LEFT..

A COUPLE OF "TRANSFER & " COMBINATIONS.

ZERO LINE.. PASS THE OCEAN.. IN ROLL CIRC. & ROLL.. TRANSFER &..
BOYS ROLL.. GIRLS TRADE.. CPLS CIRC.. BEND THE LINE..
TOUCH 1/4.. BOYS RUN.. LEFT ALLE. zero box.

ZERO LINE.. PASS THRU.. WHEEL & DEAL & SPREAD.. PASS THRU..
TAG THE LINE RIGHT.. IN ROLL CIRC. & ROLL.. TRANSFER &....
CENTERS.. TRADE & ROLL.. DOUBLE PASS THRU.. LEADS U TURN BACK..
SQUARE THRU 3/4.. TRADE BY.. LEFT ALLE..

STARTING FROM LEFT HAND PARALLEL WAVES. (ends in right hand columns)

ZERO LINE.. PASS THE SEA.. IN ROLL CIRC & ROLL..
FINISH LIKE A TRANSFER THE COLUMN.. BOYS RUN.. RIGHT & LEFT THRU..
PASS THE OCEAN.. RECYCLE.. LEFT ALLE.. zero box.

TAG THE LINE ZIG ZAG: WITH MOTIVATES TURNING THE STAR 3/4.

From an normal ocean wave, a Girls Run.. Tag the Line Zig Zag set you up in a normal wave. I like to use this starting action to set up wave choreography..

ZERO BOX.. RIGHT & LEFT THRU.. STEP TO A WAVE.. GIRLS RUN..
TAG THE LINE ZIG ZAG.. (zero) MOTIVATE.. BUT TURN THE STAR 3/4..
BOYS RUN.. BEND THE LINE.. PASS THE OCEAN.. TRADE CIRC.. LEFT ALLE..

ZERO LINE.. PASS THE OCEAN.. GIRLS TRADE.. GIRLS RUN..
TAG THE LINE ZIG ZAG.. MOTIVATE.. BUT TURN THE STAR 3/4..
BOYS RUN.. GIRLS TRADE.. TAG THE LINE ZIG ZAG.. GRAND RT. & LEFT..

ZERO LINE.. PASS THE SEA.. TRADE THE WAVE.. GIRLS RUN..
TAG THE LINE ZIG ZAG.. MOTIVATE BUT TURN THE STAR 3/4..
BOYS RUN.. ACEY DEUCEY.. FERRIS WHEEL.. SQUARE THRU 3/4.. LEFT ALLE..

DANCING THE ADVANCED PROGRAM FEATURING ANYTHING & CROSS.

The call **ANYTHING & CROSS..** is really a basic concept for the Advanced Program. The possibilities for it's use are many and the call Curli Cross is not lost. You can also use the call directionally by directing who will cross... Just in case you have forgotten, after any action that leaves you in a Scoot Back type box the In Facers will extend the free hand and on a diagonal walk by. If the action leaves the couples facing then you must direct who will cross.

ZERO LINE..STAR THRU..GIRLS CROSS..COORDINATE..FERRIS WHEEL..
SQUARE THRU 3/4..LEFT ALLE..

HEADS STAR THRU & SPREAD..ENDS LOAD THE BOAT..CTR. GIRLS CROSS..
CTRS..BOX COUNTER ROTATE..& WALK & DODGE..STEP TO A WAVE..
GIRLS TRADE..RECYCLE..WHEEL THRU..CHASE RIGHT..
FOLLOW YOUR NEIGHBOR & SPREAD..GRAND RIGHT & LEFT..

ZERO LINE..PASS THRU..WHEEL & DEAL & SPREAD..ENDS STAR THRU..
CTRS..WHEEL THRU..GIRLS CROSS..BOYS CROSS..LEADS CROSS CLOVER..
CTRS..PASS OUT..ALL PASS IN..SLIDE THRU..LEFT ALLE..zero box.

ZERO BOX..TOUCH 1/4..SCOOT BACK.. SPLIT COUNTER ROTATE & CROSS..
CLOVER &..WHEEL THRU..GIRLS CROSS..GIRLS RUN..GRAND RT. & LEFT..

ZERO BOX..TOUCH 1/4 & CROSS..BOYS TRADE..GIRLS FOLD..BOYS PASS THRU..
STEP TO A WAVE..IN ROLL CIRC..ACEY DEUCEY..BOYS RUN..PASS THE SEA..
TRADE CIRC..LOCKIT..RECYCLE..SWEEP 1/4..LEFT ALLE..zero box..

ZERO BOX WAVE..1/4 THRU..& CROSS..STEP & SLIDE..HORSESHOE TURN..
PASS & ROLL YOUR NEIGHBOR..LEFT ALLE...

HEADS STAR THRU & SPREAD..PASS THE OCEAN..SLIP & SLIDE & CROSS..
PARTNER TRADE..RIGHT & LEFT THRU..DIXIE STYLE TO A WAVE..
SLIP..LEFT ALLE..

SOME C-I COMBINATIONS:

ZERO LINE..PASS THE OCEAN..TALLY HO..BOYS RUN..TAG BACK TO AN
OCEAN WAVE..BOYS STEP FORWARD & TRADE..(ck blocks)
IN YOUR BLOCK..STAR THRU..IN YOUR BLOCK TRADE BY..
STEP TO A WAVE..TRADE CIRC & MIX..RECYCLE..RECYCLE..SLIP..
BOYS RUN..TURN & DEAL..PASS THRU..GRAND RIGHT & LEFT..

ZERO LINE..PASS THE OCEAN..SWITCH TO AN INTERLOCKED DIAMOND..
OUTSIDE TRIANGLE..CIRC...CTR. BOYS TRADE..FLIP THE INTERLOCKED
DIAMONDS..BOYS FOLD..GIRLS CROSS & TURN..PASS THE AXLE.
GIRLS DO A VERTICAL 1/2 TAG & BOX COUNTER ROTATE..BOYS TOUCH 1/4..
ALL 8 CIRC..CTRS..WALK & DODGE..OUTSIDE GIRLS TURN BACK..
SQUARE THRU 3/4..LEFT ALLE..

ZERO LINE..TOUCH 1/4..IN TANDEM..SINGLE HINGE..IN TANDEM CTRS..TRADE..
IN TANDEM SWING THRU..IN TANDEM SINGLE HINGE..IN TANDEM SCOOT & WEAVE..
NORMAL..WALK & DODGE..PARTNER TRADE & ROLL..GRAND RT. & LEFT..

HEADS STAR THRU & SPREAD..PASS THRU TURN & DEAL..DOUBLE PASS THRU..
CONCENTRIC SHAKEDOWN & ROLL..CPLS.CIRC..CAST THE SHADOW..
BOYS RUN..BEND THE LINE.RIGHT & LEFT THRU...DIXIE SASHAY..
WHEEL & DEAL..BOX THE GNAT..GRAND RIGHT & LEFT..

notes

Our 20th Year

FOR CALLERS

JACK A. LASRY

1513 N. 46th AVENUE • HOLLYWOOD, FLORIDA 33021 • (305) 981-7788

DECEMBER 1988 ADVANCED SUPPLEMENT.

THE ADVANCED I PROGRAM:

Setting up Columns of 6 using Cast The Shadow as a base	56
Left Wheel Thru Choreography	56
Left Wheel Thru & Roll Choreography	56
As Couples Choro.	57
Dancing The A-I Program	57

THE ADVANCED II PROGRAM:

Split Square Chain Thru choreography	58
Switch to a Funny Looking Diamond	59
Switch to a Funny Looking Hourglass	59
Dancing the A-II Program	59

THE YEARLY INDEX:	60
-------------------	----



THE ADVANCED I PROGRAM:

SETTING UP COLUMNS OF SIX WITH CAST THE SHADOW AS A BASE.

ZERO BOX WAVE..BOYS RUN..GIRLS CAST THE SHADOW DON'T SPREAD.
BOYS WITH A LEFT 1/4 THRU..COLUMN OF SIX..CIRC.
THE WAVE..EXPLODE & STAR THRU..OUTSIDE BOYS RUN..
PASS THRU..TRADE BY..CTRS.IN..EXPLODE & SLIDE THRU..LEFT ALLE.

ZERO BOX..RIGHT & LEFT THRU..VEER LEFT..CROSSOVER CIRC..
GIRLS ONLY CAST THE SHADOW DON'T SPREAD..BOYS 1/4 THRU..
COLUMN OF SIX..CIRC..ENDS..TRADE & ROLL..THE WAVE EXPLODE &..
LINES UP & BACK..STAR THRU..DOUBLE PASS THRU..LEADS PART. TRADE..
WHEEL THRU..PARTNER TRADE..SLIDE THRU..LEFT ALLE...zero box.

ZERO LINE..RIGHT & LEFT THRU..DIXIE STYLE TO A WAVE..
GIRLS..CAST THE SHADOW..DON'T SPREAD THEN U TURN BACK..
BOYS 1/4 THRU..COLUMN OF SIX..WALK & DODGE.. LEADS CROSS CLOVER..
CTRS..LOCKIT..CHAIN REACTION..GRAND RIGHT & LEFT....

LEFT WHEEL THRU CHOREOGRAPHY.

HEADS LEFT WHEEL THRU..PASS THE OCEAN..EXPLODE &..
SWING THRU..TURN THRU..LEFT ALLE..

SIDES RIGHT & LEFT THRU..LEFT WHEEL THRU..RIGHT & LEFT THRU..
PASS THE OCEAN..LOCKIT..SWING THRU..GRAND RIGHT & LEFT..

ZERO LINE..RIGHT & LEFT THRU..LEFT WHEEL THRU..TRADE BY..
RIGHT & LEFT THRU..LEFT WHEEL THRU..PARTNER TRADE & ROLL..
GRAND RIGHT & LEFT..

ZERO LINE..RIGHT & LEFT THRU..DIXIE STYLE TO A WAVE..
BOYS TRADE..RECYCLE..LEFT WHEEL THRU..PARTNER TRADE.(zero line)
RIGHT & LEFT THRU..DIXIE STYLE TO A WAVE..ACEY DEUCEY
RECYCLE..LEFT WHEEL THRU..PARTNER TRADE..STAR THRU..
PASS TO THE CTR..SQUARE THRU 3/4..LEFT ALLE..zero box.

LEFT WHEEL THRU & ROLL.

HEADS LEFT WHEEL THRU & ROLL..WALK & DODGE..SEPARATE AROUND ONE
TO A LINE..STAR THRU..ZOOM..SQUARE THRU 3/4..LEFT ALLE..zero box.

SIDES RIGHT & LEFT WHEEL THRU & ROLL..WALK & DODGE..
CLOVERLEAF..DIXIE GRAND..LEFT ALLE..

ZERO LINE..RIGHT & LEFT THRU..LEFT WHEEL THRU..CTRS.ROLL..
CLOVER & CTRS.HINGE & LOCKIT..RECYCLE..ZOOM..DOUBLE STAR THRU..
1/2 BREED THRU..PASS TO THE CTR..SQUARE THRU 3/4..LEFT ALLE..

ZERO LINE..RIGHT & LEFT THRU..LEFT WHEEL THRU..OUTSIDES ROLL..
CTRS..TOUCH 1/4..Balance..TRADE THE WAVE.. IN ROLL CIRC..
BOYS RUN..WHEEL & DEAL..LEFT ALLE..

A smooth entry into a LEFT WHEEL THRU will greatly help the success of
the action. Right & Left Thru and "Left handed Recycles" work well
as well as left handed split circulates ending with the girls facing
out and the girls run.

SOME "AS COUPLES" CHOREOGRAPHY:

Here are a few "As Couples" figures with a little different twist..

ZERO LINE..AS COUPLES PAIR OFF..STEP & SLIDE..CTRS.. IN CAST OFF 3/4..
TOUCH 1/4..BOYS RUN..PASS THRU..RIGHT ROLL TO A GRAND RT. & LEFT..

HEADS STAR THRU & SPREAD..AS COUPLES..WHEEL THRU..GIRLS PART. TRADE..
AS COUPLES HINGE..GIRLS AS A COUPLE TRADE..AS CPLS RECYCLE..
(NORMAL) STAR THRU..ZOOM..SQUARE THRU 3/4..LEFT ALLE.. zero box.

ZERO LINE..PASS THRU..WHEEL & DEAL & SPREAD..PASS THRU..
AS COUPLES RIGHT ROLL TO A WAVE..COUPLES HINGE..
BOYS AS A COUPLE RUN RIGHT..AS COUPLES REVERSE THE FLUTTER WHEEL..
NORMAL..ENDS STAR THRU..CTRS..WHEEL THRU..PASS THRU..
TRADE BY..LEFT ALLE...zero box..

DANCING THE ADVANCED I PROGRAM:

HEADS ROLLAWAY..HEADS STAR THRU & SPREAD..CTRS..SWAP AROUND..
CAST OFF 3.4..TOUCH 1/4..TRANSFER THE COLUMN..SPLIT CIRC..
GIRLS RUN..PASS THRU 1/4 IN...GRAND RIGHT & LEFT..

ZERO LINE..CTRS..CURLI CROSS..ENDS START A SPLIT SQUARE THRU 4..
TRADE BY..TOUCH 1/4..SPLIT TRANSFER..BOYS RUN RIGHT..
PASS TO THE CTR..SQUARE THRU 3/4..LEFT ALLE..zero box.

ZERO LINE..PASS THRU..WHEEL & DEAL..DOUBLE STAR THRU..PASS IN..
TOUCH 1/4..TRANSFER THE COLUMN..GIRLS TRADE..LEFT ALLE..

ZERO BOX..SWING THRU..BOYS RUN..TAG THE LINE..
CTRS..IN..EXPLODE THE LINE..ENDS BEND..TOUCH 1/4..
CTRS..IN..STEP & SLIDE..CLOVER & BOYS 1/4 THRU..EXTEND..
1/4 THRU..RECYCLE..VEER LEFT..CROSS OVER CIRC..BOYS HINGE..
CUT THE DIAMOND..TURN & DEAL..GRAND RT. & LEFT...

HEADS PASS THE OCEAN..CHAIN REACTION..BUT TURN THE STAR 3/4..
BOYS RUN..FERRIS WHEEL..DOUBLE PASS THRU..HORSESHOE TURN..
LEFT ALLE.. zero box..

DANCING A-I WITH SOME D.B.D.

HEADS WHEEL THRU.. CIRCLE TO A LINE..RIGHT & LEFT THRU..
HEADS ROLLAWAY 1/2 SASHAY..PASS THRU..ENDS BEND & TOUCH 1/4..
GIRLS CHASE RIGHT..ALL 8 CIRC..GIRLS TRANSFER THE COLUMN & ROLL..
BOYS CIRC...(ck. waves) TRADE THE WAVE..BOYS RUN..CAST THE SHADOW..
BUT THE CTR. BOYS TURN 3/4..BOYS RUN..TURN & DEAL..
PASS THRU..GRAND RIGHT & LEFT..

ZERO LINE..ENDS LOAD THE BOAT..CTRS.....WHEEL THRU..1/2 BREED THRU..
STEP TO A WAVE..RECYCLE..WHEEL THRU..BOYS ROLL..GIRLS TRADE & ROLL..
CTRS..TRADE & WALK & DODGE..RIGHT & LEFT THRU..VEER LEFT..
GIRLS TRADE..GIRLS WALK & DODGE..CYCLE & WHEEL..PASS THRU..
TRADE BY..LEFT ALLE.. zero box..

A NICE GET OUT:

ZERO BOX..WAVE..GIRLS TRADE..SWING THRU..BOYS RUN..BEND THE LINE..
ENDS PASS OUT..CTRS. PASS IN..GRAND RIGHT & LEFT..

THE ADVANCED II PROGRAM. SPLIT SQUARE CHAIN THRU CHOREO:

From both the insides and the outsides starting the Split Square Chain Thru the ending formation is a Trade By formation. The following selection of choreography then is limited in scope. There is one other starting formation that ends in lines facing out, I will note those examples.

DANCING SPLIT SQUARE CHAIN THRU STANDARD POSITION.

HEADS ROLLAWAY..SPLIT SQ. CHAIN THRU..CLOVER & LEFT WHEEL THRU..
RIGHT & LEFT THRU..ROLLAWAY..SQUARE THRU..ON THE 3RD HAND..
GRAND RIGHT & LEFT..

HEADS STAR THRU & SPREAD..PASS THRU..ENDS BEND..SPLIT SQ. .
CHAIN THRU TRADE BY..STEP TO A WAVE..RECYCLE..LEFT ALLE..

HEADS PASS THRU..U TURN BACK..SPLIT SQ. CHAIN THRU..
PARTNER HINGE..LOCKIT..RECYCLE..LEFT ALLE..zero box..

This example ends in lines facing out.

HEADS SQUARE THRU FOUR..SWING THRU..BOYS RUN..TAG THE LINE IN..
PASS THRU..PARTNER TRADE SIDES ROLL..SIDES START A SPLIT SQUARE
CHAIN THRU..(lines facing out) PARTNER TRADE..RIGHT & LEFT THRU..
PASS THE OCEAN..TRADE CIRCULATE..LEFT ALLE..

DANCING SPLIT SQ. CHAIN THRU D.B.D.

HEADS UP & BACK..SPLIT SQ. CHAIN THRU..GIRLS CLOVER..
BOYS START A SPLIT SQ. CHAIN THRU..CLOVER & PASS IN & SPREAD..
PASS THRU..BEND THE LINE..PASS THE OCEAN..GIRLS RUN..
GIRLS TRADE..BEND THE LINE..LEFT ALLE..

HEADS WHEEL THRU..SWING THRU..BOYS RUN..TAG THE LINE IN..
PASS THRU..ENDS BEND..SPLIT SQ. CHAIN THRU..HORSESHOE TURN..
PASS IN & ROLL..GRAND RIGHT & LEFT..

ZERO BOX WAVE..QUARTER THRU..CTRS..RUN..BEND THE LINE..
PASS THRU..PARTNER TRADE..BOYS ROLL..SPLIT SQ. CHAIN THRU..
BOYS CROSS FOLD..PASS & ROLL..SCOOT & WEAVE..TRADE CIRC..
& MIX..GIRLS RUN..BEND THE LINE..LEFT ALLE..

AN OPENER USING A SPLIT SQ. CHAIN THRU TO A GRAND RT. & LEFT.

HEAD LADIES CHAIN TO THE RIGHT..SIDES 1/2 SASHAY..
HEADS START A SPLIT SQ. CHAIN THRU..GRAND RIGHT & LEFT..

ZERO LINE..PASS THRU..BEND THE LINE..PASS THE OCEAN..
SWING THRU..BOYS RUN..BEND THE LINE..WHEEL THRU..
OUTSIDES U TURN BACK..CTRS. WHEEL THRU..PARTNER TRADE..
& SQUARE THRU..ON THE 3RD HAND..START A SPLIT SQ. CHAIN THRU..
GRAND RIGHT & LEFT..

TRY A SPLIT PASS THE SEA:

The action would be a right walk by face inactives, extend Left Hands.

HEADS BOX THE GNAT..SPLIT PASS THE OCEAN..LEFT ALLE...

SWITCH TO A FUNNY LOOKING DIAMOND:

From 3 & 1 lines with the the centers facing in or out and the ends in a right hand circulation is the best starting formation. The dancers are accustomed to doing Switch The Wave and the only change will be that both centers are facing the same direction for their "Run" action. Give it a try as it will provide some variety in that the Funny Looking Diamond is the resulting Formation.

ZERO BOX..SWING THRU..BOYS RUN..GIRLS TRADE..GIRLS WALK & DODGE..
**SWITCH TO A FUNNY LOOKING DIAMOND..BOYS SWING THRU..GIRLS PASS THRU..
FLIP THE FUNNY LOOKING DIAMOND..GIRLS PASS THE OCEAN..DIAMOND CIRC..
CTR. BOYS TRADE..FLIP THE DIAMOND..GIRLS TRADE..RECYCLE..
SQUARE THRU 3/4..LEFT ALLE..**

ZERO LINE..PASS THE OCEAN..GIRLS WALK & DODGE..ALL 8 CIRC..
SWITCH TO A FUNNY LOOKING DIAMOND..BOYS SWING THRU..
GIRLS TRADE & ROLL..EXTEND..BOYS RUN..PASS THRU..WHEEL & DEAL..
SQUARE THRU 3/4..LEFT ALLE..

ZERO BOX..WAVE..GIRLS TRADE..GIRLS RUN..TAG THE LINE RIGHT..
CROSSOVER CIRC..BOYS WALK & DODGE..SWITCH TO A FUNNY LOOKING DIAMOND..
GIRLS HINGE & BOX COUNTER ROTATE..BOYS TOUCH 1/4..TRANSFER &..
BOX COUNTER ROTATE ..WALK & DODGE..LEFT ALLE..

SWITCH TO A FUNNY LOOKING HOURGLASS.

Using the same action as a Switch to a Funny Looking Diamond, simply the ends will do the normal action of a Switch to an H/G and the ctrs. who are both facing in or out will run..

ZERO BOX WAVE..GIRLS WALK & DODGE..**SWITCH TO A FUNNY LOOKING H/G..
BOYS DIAMOND CIRC..GIRLS PASS THRU..FLIP THE FUNNY LOOKING H/G..
GIRLS PASS THE OCEAN..DIAMOND CIRC..FLIP THE DIAMOND..GIRLS TRADE..
SWING THRU..TURN THRU..LEFT ALLE..**

DANCING THE A-II PROGRAM.

ZERO LINE..PASS THE OCEAN..IN ROLL CIRC..SCOOT BACK..
SWITCH THE WAVE..COUPLES CIRC..TURN & DEAL..PASS IN..
CURLIQUE & ROLL..FERRIS WHEEL..ZOOM..GIRLS SQUARE THRU 3/4..
PASS & ROLL..1/4 THRU..BOYS RUN..TURN & DEAL..PASS THRU..
GRAND RIGHT & LEFT..

ZERO LINE..PASS THE SEA..TRADE THE WAVE..SWITCH THE WAVE..
CROSSOVER CIRC..BOYS ONLY SWITCH TO AN H/G..GIRLS TRADE & SPREAD..
HOURGLASS CIRC..GIRLS CUT YOUR DIAMOND..& TURN & DEAL & ROLL..
ALL..ACEY DEUCEY..EXPLODE & SLIDE THRU..LEFT ALLE..

HEADS WHEEL THRU..CIRCLE 1/2..VEER LEFT..CPLS. CIRC..
GIRLS SCOOT & WEAVE..DIAMOND CIRC..BOYS EXPLODE & PASS THE OCEAN..
GIRLS CIRC..1 & 1/2.. CTR. BOYS CAST OFF 3/4..THE WAVE SWING THRU..
OUTSIDE CPLS..BEND TO FACE IN..EXTEND..CTRS..TRADE..BOYS RUN..
PASS THRU..SINGLE WHEEL & ROLL..GIRLS TRADE..TRADE THE WAVE..
GRAND RIGHT & LEFT...

THE ADVANCED I PROGRAM INDEX.

Acey Deucey 1 & 1/2 22

Cast The Shadow. 56

Chain Reaction Teach. 32

Chain Reaction Finish Like 11

Chain Reaction & Spread 47

Cross Clover 42

Crossover Circ to a Cast The
Shadow 16

Curlique & Roll 51

Dancing A-I. 13 18 23 33 38
42 48 53 57

Diamond Chain Thru 2

Experimentals.

Lock The Top 47

Relay with a Star 7

Shadow the Column 26 36

Six By Two Fan the Top 6

Six By Two Lockit 6

Six By Two Spin the Top 6

Facing Diamond Choreo. 23

Get Outs. 4 14 17 28 52
Grand 1/4 & 3/4 Thru. 3

Horseshoe Turns 31

Inverted Line Choreo. 41

Left Roll to a Wave 31

Left Wheel Thru 17 56

Left Wheel Thru & Roll 56

Pass In & Spread 16
Pass Out 4

Q.S. Selection.

Anything & Cross 12 55

Six By Two Acey Deucey from the
1/4 tag formation 38

Split Sq. Thru 3/4 7

Split Transfer 13

Square Chain Thru 13

Step & Slide 52

Swap Around 9

Teaching ideas 9

Transfer & 3 17

Triple Star Thru 9 27

Wheel Thru 37

ADVANCED II INDEX.

Creative Choreo 14

Dancing Combinations

Diagonal Circulates 15

Diamond Chain Thru 8

Grand 1/4 & 3/4 Thru 8

Transfer & 8

Dancing A-II 5 10 20 25 30
35 40 45 60

Experimentals.

Pass & Roll to a Diamond 33

Pass & Roll to a Scoot & Dodge 35

Pass & Roll & Weave 25

Facing Diamond Choreo. 35

Facing Hourglass Choreo 35

Get Outs 14 34

Hourglass Choreo. 49

In Roll Circ & Roll 50 54

Mix 19

Mix & Slide 19

Motivate & Spread 50

Outsides only Spin The Windmill 24

Pass & Roll Choreo. 28

Q.S. Selections.

Counteract 43 46

Anything & Cross 14

Scoot Chain Thru From a 1/4 Tag
formation 40

Scoot & Weave & Slide 24

Scoot & Weave to a Switch
the wave 54

Split/Box Counter Rotate to a
Peel & Trail 44

Split Square Chain Thru 58

Switch to a Diamond 18

Switch to a Funny Diamond 59

Switch to a Funny H/Glass 59

Trade Circulate 44

Trail Off from boxes & Z
formations 39

Zig/Zag variations 29 54

C-I CHOREOGRAPHY

10 15 30 40 45 55