

notes



FOR

Our 21st Year

CALLERS

JACK A. LASRY

1513 N. 46th AVENUE • HOLLYWOOD, FLORIDA 33021 • (305) 981-7788

JANUARY 1989

THE MAINSTREAM PROGRAM:

Q.S. Selection: CLOVERFLOW.....	1
The action ROLL & Mainstream Dancing.....	2
Teaching the basic SWING THRU	2
Dancing the Mainstream Program.....	3

THE PLUS PROGRAM:

Emphasis basic CROSSFIRE	3-4
Dancing the Plus Program	5
Zero line to Zero box Conversion	5

WELCOME TO OUR 21st YEAR OF NOTES FOR CALLERS.

I HOPE THAT THE NEW YEAR WILL BRING TO YOU & YOUR FAMILIES
GOOD HEALTH & MUCH HAPPINESS!

The call SLAM THE DOOR is in a state of confusion.! It seems that it is being published with two definitions. See page 2. Also I received a letter from Allen Finkenaur from Ct. and he informs me that in 1983 he wrote a call with the same action and called it "Circulate In". Confusion reigns.!!! At any rate the definition I published is the one that the author indicates is the one he wants used....

OUR 1989 CALLERS SCHOOL WILL AGAIN BE HELD AT THE ENGLISH MOUNTAIN SQUARE DANCE RESORT. THE DATES ARE JULY 30th THRU BREAKFAST ON AUGUST 4th. FOR COMPLETE INFORMATION DROP ME A NOTE & I WILL SEND YOU A FLYER. IF YOU WISH, I CAN SEND A FEW FLYERS TO YOUR CALLERS ASSOC. LET ME WHO TO SEND THEM TO....

THE MAINSTREAM Q.S. SELECTION. CLOVERFLOW:

The Mainstream Committee chairman, Kenny Ferris, has announced that **CLOVERFLOW** will be the Q.S starting with the Jan. 1989.

STARTING FORMATION: The Trade By Formation.

THE ACTION: The Out Facing couple will first Cloverleaf Then do a Pass Thru. The In Facing couple will first do a Pass Thru then do a Cloverleaf.

THE ENDING FORMATION: The action ends in an Eight Chain Thru Formation.

I suggest setting in the minds of the dancers as part of your teach the Out facers Clover & Pass...In facers Pass & Clover.

This call is an old one that has a nice flow, times well and fits into the Mainstream concept of good choreography with a degree of difficulty that is easily mastered. Have Fun with Cloverflow.

GETTING AQUAINTED WITH CLOVERFLOW:

ZERO BOX..PASS THRU..**CLOVERFLOW**. STAR THRU..PASS THRU..
BEND THE LINE..RIGHT & LEFT THRU..PASS THE OCEAN..
ALL 8 CIRC..GIRLS TRADE..RECYCLE..LEFT ALLE..zero box..

ZERO LINE..STAR THRU..PASS THRU..**CLOVERLEAF**.. SWING THRU..
GIRLS CIRC..BOYS TRADE..BOYS RUN..BEND THE LINE..
STAR THRU..PASS THRU..TRADE BY..LEFT ALLE..zero box

ZERO LINE..PASS THE OCEAN..RECYCLE..SQUARE THRU 3/4..**CLOVERFLOW**..
PASS THRU..BOYS RUN RIGHT..(columns) ALL 8 CIRC..
BOYS RUN..DO SA DO TO A WAVE..RECYCLE..PASS THRU
TRADE BY..LEFT ALLE. zero box.

CLOVERFLOW WITH BOY/BOY-GIRL/GIRL COUPLES:

HEADS PASS THRU..SEPARATE AROUND ONE TO A LINE..PASS THRU
WHEEL & DEAL..DOUBLE PASS THRU..GIRLS U TURN BACK..
PASS THRU **CLOVERFLOW**.. DO SA DO TO A WAVE. HINGE & THE GIRLS TRADE..
RECYCLE..VEER LEFT..FERRIS WHEEL..ZOOM..SQ. THRU 3/4..LEFT ALLE..

ZERO LINE. PASS THRU.WHEEL & DEAL..DOUBLE PASS THRU..CTRS. IN..
CAST OFF 3/4..PASS THRU..TAG THE LINE RIGHT..CPLS. CIRC..
WHEEL & DEAL..PASS THRU..**CLOVERFLOW**..DO SA DO TO A WAVE..
GIRLS TRADE..ALL STAR THRU..PASS THRU..LEFT ALLE..

A CLOVERFLOW INTO A GRAND RIGHT & LEFT:

ZERO LINE..PASS THRU..BEND THE LINE..STAR THRU PASS THRU..
TRADE BY..TOUCH 1/4..SCOOT BACK..BOYS RUN..RIGHT & LEFT THRU..
STAR THRU..PASS THRU..U TURN BACK ..PASS THRU..
CLOVERFLOW..GRAND RIGHT & LEFT..

ZERO LINE..PASS THE OCEAN..ALL 8 CIRC..GIRLS TRADE.
RECYCLE..RIGHT & LEFT THRU..ROLLAWAY 1/2 SASHAY..
PASS THRU..**CLOVERFLOW**..GRAND RT. & LEFT.

MAINSTREAM INFORMATION.

In the December notes I published an experimental idea, SLAM THE DOOR, by Mac Letson. It seems that there may be a mix up in the definition of the call. Mac sent to me several ideas, Slam the door, Slide the door and Lock the door. Prior to me publishing any of the calls I received a call from Mack indicating that he had told several traveling callers about the calls and they started using the action of slide the door but calling it SLAM THE DOOR and if I published the call please switch the names. SO, THE CALL SLAM THE DOOR AS PUBLISHED IN MY DEC. NOTES IS THE THE CORRECT ACTION. I think the call is O.K. and I use it, but as indicated last month only time will tell if it catches on and becomes a Q.S. selection.

FOR THE NEW 1989 SUBSCRIBERS HERE IS HOW SLAM THE DOOR WORKS.

From Two Faced Lines, the Out Facing Couple will Wheel & Deal, the In Facing Couple will start to cpls. Circ. but at the mid way point veer to the center to end in an 8 Chain Thru Formation.

ZERO BOX. SWING THRU..BOYS RUN..SLAM THE DOOR..
SQUARE THRU 3/4..TRADE BY..LEFT ALLE. zero box.

THE CURRENT MAINSTREAM Q.S SELECTIONS:
HANG A RIGHT & HANG A LEFT. CLOVERFLOW.

THE ONLY CURRENT PLUS Q.S. SELECTION IS: RELAY WITH A STAR.

THE ACTION, ROLL AND MAINSTREAM DANCING:
Several singing calls have recently been released using 1/2 TAG..TRADE ROLL as part of the choreography. Is it time to look at roll and it's mainstream possibilities. I know and so do you, that ROLL can be placed after many actions that are complicated BUT it also is used after many very easy actions.

I suggest that after several adjacent dancer actions that ROLL can and should be a Mainstream action. I suggest the following:

Touch 1/4 & Roll: Star Thru & Roll: From Columns, Trade & Roll: Partner Trade & Roll: As part of the action, 1/2 Tag Trade & Roll: Slide Thru & Roll: All the Roll actions listed end face to face with the adjacent dancers and the action is common already, let's recognize that in FACT it is in common Mainstream use.

TEACHING THE BASIC SWING THRU:

For about two weeks prior to introducing Swing Thru I start getting the dancers acquainted with fractional arm turns. I do this from a squared set and have the girls U Turn Back and then have the dancers take a right arm hold. I talk about arm turns of 1/4, 1/2, 3/4 & full turns. We then have the dancers turn 1/4 and talk about how from a right arm hold a 1/4 turn has us facing the wall to our right. We then do another 1/4 turn. Next we do several 1/2 turns and tell how a 1/2 turn has us ending facing the wall behind us.. I do this with all the right arm turns and also the left arm turns.. I do the same thing the second week and on the third week I place all the class in a large circle and have the girls step forward and about face to face their partner.

We then Dosado and take Right arm holds with partners and I have them

Continued next page.
JANUARY 1989 PAGE 2.

TEACHING SWING THRU Cont.

take a Left arm hold with the adjacent dancers and we form a large ALAMO ring. I now have the dancers by direction TURN 1/4 BY THE RIGHT..THEN ANOTHER 1/4 RIGHT ARM TURN, THEN A 1/2 TURN BY THE RIGHT..THEN THE SAME TEACHING PROGRESSION BY THE LEFT ARM TURN AND SOON WE START WITH a 1/2 TURN BY THE RIGHT FOLLOWED BY A 1/2 TURN BY THE LEFT. The Swing thru action is beginning to take place. I also have the dancers recognize that the boys starting facing into the center of the circle and facing OUT after the first 1/2 right arm turn & end facing in after the left 1/2 arm turn. WE THEN DANCE SWING THRU from the alamo. The following week we move into a basic Wave and Swing Thru.

DANCING THE MAINSTREAM PROGRAM:

HEADS TURN THRU..CLOVERLEAF..DOUBLE PASS THRU..
LEAD CPLE. U TURN BACK..SWING THRU..RECYCLE..LEFT ALLE..zero box.

HEADS ROLLAWAY..TURN THRU..CLOVERLEAF..DOUBLE PASS THRU..
LEAD COUPLE CLOVERLEAF..CTRS..PARTNER TRADE & SQUARE THRU 4..
PASS THRU..TRADE BY..LEFT ALLE..zero box.

HEADS PASS THRU..SEPARATE AROUND ONE TO A LINE..
PASS THRU..WHEEL & DEAL..GIRLS TURN THRU..STAR THRU..
BOYS TRADE..BEND THE LINE..RIGHT & LEFT THRU..
DIXIE STYLE TO A LEFT ALLE...

HEADS ROLLAWAY..TURN THRU..SEPARATE AROUND ONE TO A LINE..
CTR. FOUR..RIGHT & LEFT THRU..FLUTTER WHEEL & SWEEP 1/4..
ENDS STAR THRU...ZOOM..CTRS. SQUARE THRU 3/4..LEFT ALLE..zero box.

HEADS SQUARE THRU 4..SIDES ROLLAWAY..SWING THRU..CENTERS RUN..
NEW CENTERS TRADE..CTR. FOUR..WALK & DODGE..CTRS. RUN..
NEW CTRS..WALK & DODGE..CTRS. RUN..Lines up & back..TOUCH 1/4..
BOYS RUN..DOUBLE PASS THRU..LEAD CPLs.U TURN BACK..
SWING THRU..BOYS RUN..SLIDE THRU..LEFT ALLE..zero box.

CONVERSION: MOVING FROM A ZERO LINE TO A ZERO BOX:

ZERO LINE..RIGHT & LEFT THRU..DIXIE STYLE TO A WAVE..GIRLS CIRC..
BOYS TRADE..BOYS CROSS RUN..RECYCLE...zero box..

THE PLUS PROGRAM: CROSSFIRE THE EMPHASIS CALL FOR THE 1st QTR.

There are several formations from which the definition of CROSSFIRE applies. The most common are parallel Two Faced Lines and a single Two Faced Line.

End to end Two Faced Lines would be fairly common but the two formations that get little or no general usage are Lines Facing Out and Inverted lines. Recall, the definition calls for the Ends of the line to Cross fold as the ctrs. trade then extend. From Two faced lines we end in scoot back type boxes, single boxes or boxes that form columns or parallel waves, BUT from lines facing out we end in a 1/4 Tag formation and inverted lines end in parallel waves...Let's explore.....Next Page.....

CROSSFIRE Cont.

I suggest starting your exploration from a Boy/Boy Girl/Girl line that is facing out. (Heads Star Thru & Spread..Pass Thru) I suggest that you call a few **ENDS CROSS FOLD** figures and follow with a few Ends Trade & ctrs. **PARTNER TRADE** figures. This will help set up the Crossfire action easily. Next, set up the same line and explain how the definition of Crossfire will fit this starting formation. Walk thru the action that will end in a 1/4 Tag formation and explore from various starting line formations to the degree you desire. The reason I suggest this particular line to start with is all actions are standard position as well as the ending 1/4 Tag formation. A few starting examples....

HEADS STAR THRU & SPREAD.. PASS THRU..CROSSFIRE..PING PONG CIRC..
THE WAVE..RECYCLE..SWING THRU..TURN THRU..LEFT ALLE.

ZERO LINE..PASS THRU..WHEEL & DEAL & SPREAD..PASS THRU..
CROSSFIRE..PING PONG CIRC..THE WAVE SWING THRU..EXTEND..
CTRS. RUN..BEND THE LINE..ENDS BOX THE GNAT..ALL SLIDE THRU..
LEFT ALLE...zero box..

A Neat Get Out:

ZERO LINE..PASS THRU..WHEEL & DEAL..ZOOM..SPREAD..PASS THRU..
CROSSFIRE..PING PONG CIRC..WAVE..SWING THRU..OUTSIDES FACE..
GRAND RIGHT & LEFT..

A FEW SIMPLE D.B.D. EXAMPLES.

ZERO BOX..SWING THRU..BOYS RUN..TAG THE LINE IN..PASS THRU..
CROSSFIRE..EXTEND..SINGLE HINGE..GIRLS TRADE..RECYCLE..
PASS THRU..TRADE BY..LEFT ALLE..

ZERO LINE..PASS THE OCEAN..GIRLS TRADE..GIRLS RUN..
TAG THE LINE OUT..CROSSFIRE..EXTEND..EXTEND AGAIN..
GIRLS TRADE..BOYS EXTEND..BOYS RUN..LEFT ALLE..zero line..

Next month I will explore CROSSFIRE from Inverted Lines..

DANCING CROSSFIRE FROM STANDARD TWO FACED LINES:

ZERO LINE..TOUCH 1/4..COORDINATE..CPLS. CIRC..
CROSSFIRE..(each box) WALK & DODGE..CTRS..SQUARE THRU 3/4..
OUTSIDES PARTNER TRADE..STEP TO A WAVE..GIRLS TRADE..
EXPLODE & RIGHT & LEFT THRU..SLIDE THRU..LEFT ALLE..zero box

ZERO LINE..PASS THE OCEAN..GIRLS TRADE..SWING THRU..BOYS RUN..
CPLS..CIRC..CROSSFIRE..COORDINATE..CPLS. CIRC..CROSSFIRE..
TRIPLE SCOOT..BOYS RUN..PASS TO THE CTR..SQ. THRU 3/4..LEFT ALLE.

ZERO BOX WAVE..GIRLS TRADE..GIRLS RUN..TAG THE LINE RT..
CPLS. HINGE..CROSSFIRE..(parallel waves) CTRS. TRADE..
SWING THRU..SCOOT BACK..BOYS RUN..SLIDE THRU..LEFT ALLE. **ZERO BOX.**

ZERO LINE..TOUCH 1/4..COORDINATE..CPLS. TRADE..CPLS HINGE..
CROSSFIRE..SPLIT CIRC..BOYS RUN..SLIDE THRU..LEFT ALLE..zero box.

DANCING PLUS CHOREO WITH A LITTLE DIFFERENT FLAVOR.

ZERO BOX..SWING THRU..SINGLE HINGE..CENTERS TRADE..
CTR. GIRLS RUN..**GIRLS BEND THE LINE..BOYS HINGE..**
ENDS..LOAD THE BOAT..CTR. BOYS RUN..CTRS..STAR THRU..
STEP TO A WAVE..RECYCLE..PASS THRU..TRADE BY..PASS TO
THE CTR..SQUARE THRU 3/4..LEFT ALLE..zero box.

ZERO LINE..SLIDE THRU..TOUCH 1/4..CTRS. TRADE..
CTR. BOYS RUN..**BOYS BEND THE LINE..GIRLS HINGE..**
ENDS..BOX THE GNAT..ENDS LOAD THE BOAT..CTRS. HINGE..
CTR. BOYS TRADE..CTRS..TRADE THE WAVE..CTR. GIRLS TRADE..
EXTEND..SINGLE HINGE..CENTERS..TRADE..SWING THRU..GR.. RT. & LEFT.

ZERO LINE..RIGHT & LEFT THRU..DIXIE STYLE TO A WAVE..
BOYS TRADE..WITH A LEFT..SINGLE HINGE..CTRS. TRADE..
CTR. BOYS RUN..**BOYS BEND THE LINE..GIRLS HINGE..**
CTRS..BOX THE GNAT & FAN THE TOP..ENDS FACE IN..
EXTEND..RECYCLE..PASS TO THE CTR..SQUARE THRU 3/4..LEFT ALLE.

DANCING THE PLUS PROGRAM:

ZERO LINE..PASS THRU..CHASE RIGHT..SCOOT BACK..
FOLLOW YOUR NEIGHBOR & SPREAD..GIRLS TRADE..
SPIN CHAIN & EXCHANGE THE GEARS..GIRLS TRADE..
RECYCLE..LEFT ALLE..zero box..

ZERO LINE..TOUCH 1/4..COORDINATE..FERRIS WHEEL..
DOUBLE PASS THRU..TRACK II..GIRLS RUN..BOYS BOYS CROSS RUN..
GIRLS HINGE..DIAMOND CIRC..FLIP THE DIAMOND..GIRLS TRADE..
RECYCLE..(zero box)..RIGHT & LEFT THRU..SWING THRU..
SPIN THE TOP..SINGLE HINGE..GIRLS RUN..PASS THRU..
GRAND RIGHT & LEFT....

ZERO LINE..TOUCH 1/4..ALL 8 CIRC..TRIPLE SCOOT..TRADE & ROLL..
LOAD THE BOAT..LEFT ALLE..

ZERO BOX..SWING THRU..BOYS RUN.. TAG THE LINE LEFT..
CPLS..CIRC..CPLS. HINGE..VERY CTR. FOUR...CROSSFIRE..
& FOLLOW YOUR NEIGHBOR & SPREAD..END CPLS..BEND TO,FACE IN..
EXTEND..EXPLODE & SLIDE THRU..LEFT ALLE..zero box..

A FEW INCLUDING HANG A RIGHT/LEFT THE MAINSTREAM Q.S CALL.

ZERO LINE..PASS THRU..WHEEL & DEAL & SPREAD..PASS THRU..
U TURN BACK..STAR THRU..HANG A RIGHT..CROSSFIRE..
ALL 8 CIRC..HINGE..FAN THE TOP..RECYCLE..LEFT ALLE..zero box.

ZERO BOX..RIGHT AND LEFT THRU..STEP TO A WAVE..
EXPLODE & TOUCH 1/4..COORDINATE..WHEEL & DEAL..
PASS THRU..CTRS..SQUARE THRU 3/4..HANG A LEFT..CPLS. CIRC..
GIRLS CIRC..BOYS CROSS RUN..WHEEL & DEAL..PASS THRU..
GRAND RIGHT & LEFT...

A CONVERSION USING CHASE RIGHT: Zero Line to a Zero Box.

ZERO LINE.. PASS THRU..CHASE RIGHT..ENDS CIRC..CTRS. TRADE..
FOLLOW YOUR NEIGHBOR & SPREAD..RECYCLE..ZERO BOX..

notes



FOR

Our 21st Year

CALLERS

JACK A. LASRY

1513 N. 46th AVENUE • HOLLYWOOD, FLORIDA 33021 • (305) 981-7788

FEBRUARY 1989

THE MAINSTREAM PROGRAM.

Emphasis call: Cross Run.....	6
Conversions	7
Dancing Mainstream	8
Directional Scoot & Dodge	8
Get Outs	8

THE PLUS PROGRAM.

Q.S. Selection Zip To a Diamond	9
Emphasis call: Crossfire.....	9 10
Dancing the Plus Program	10
As Couples Choreo. for the Plus Dancer.....	10

CALLERS SCHOOL 1989: IF YOU ARE AN EXPERIENCED CALLER WITH THE DESIRE TO REALLY UNDERSTAND CHOREOGRAPHY AND SIGHT CALLING THE PLACE FOR YOU IS OUR SCHOOL AT ENGLISH MT. TENN.

IF YOU ARE A NEWER OR STARTING OUT CALLER THE PLACE FOR YOU TO GET THE RIGHT FOUNDATION TO REACH YOUR BEST POTENTIAL IS OUR SCHOOL AT ENGLISH MT. TENN.

SUN. JULY 30 TO FRI. AUGUST 4TH. WRITE FOR A FLYER.

NEW PLUS Q.S. SELECTION.....ZIP TO A DIAMOND. Page 9

THE MAINSTREAM REPORT.

1. The author of the newest Mainstream Q.S. selection has been located..Bill Davis the author further announced that the correct spelling is CLOVERFLO not Cloverflow.
2. The call **EXTEND** is under consideration for inclusion in the Mainstream Program. I agree that the call should be determined to be of Mainstream Program quality. I would also like to see the call **ROLL** when following Trade actions be considered for inclusion in the Mainstream Program also. In return for these additions we could easily delete Allemande Right we may also consider the call **CROSS TRAIL THRU** for deletion some time in the future. **COME TO THE CALLERLAB CONVENTION AND HAVE A SAY IN WHAT IS GOING ON....**
3. Dick Han has an idea that may be worth trying. His thought is to use the call **EXTEND** in place of "Step to a Wave" which is a common command used to avoid Dosado to a wave.. For example..Heads Extend..Recycle.....or from an 8 Chain Thru formation..Extend..Scoot Back.. My comment is it seems to fit when used from a static set or line facing but from the 8 chain thru formation, while legit. it seemed "strange" May take time getting used to...

MAINSTREAM EMPHASIS CALLS: CROSS RUN & CROSS FOLD.

CROSS RUN:

The **CROSS RUN** action is most common from Two Faced Lines and Ocean Waves and directed to the **CENTERS** and when then centers action is a Cross Run to the **RIGHT**. We will start our review with the centers Cross Run to the **Left** then explore the Cross Run action when directed to the **ENDS** of the lines or waves.

**ZERO BOX WAVE..GIRLS CROSS RUN..GIRLS CIRC..BOYS TRADE
BOYS CROSS RUN..RECYCLE..SQUARE THRU 3/4.. LEFT ALLE..**

**ZERO BOX.. SWING THRU..BOYS CROSS RUN..BOYS CIRC..
GIRLS TRADE..GIRLS CROSS RUN..GRAND RIGHT & LEFT...**

**ZERO LINE..RIGHT & LEFT THRU..PASS THE OCEAN..GIRLS TRADE..
SWING THRU..BOYS RUN..TAG THE LINE LEFT..CPLS..CIRC..
BOYS CROSS RUN..WHEEL & DEAL..GRAND RIGHT & LEFT..**

CROSS RUN BY THE CENTERS OF LINES FACING OUT:

The crossing action by the centers facing out follow the crossing rule with the girls position crossing first.

**ZERO LINE..PASS THRU WHEEL & DEAL..DOUBLE PASS THRU..
CTRS. IN..CAST OFF 3/4..PASS THRU..CTRS..CROSS RUN..
NEW CTRS..PARTNER TRADE..STAR THRU..DOUBLE PASS THRU..
LEADS..PARTNER TRADE..SWING THRU..TURN THRU..LEFT ALLE..**

**ZERO BOX..SWING THRU..BOYS RUN..TAG THE LINE IN..
PASS THRU..BOYS CROSS RUN..BOYS TOUCH 1/4..
GIRLS PARTNER TRADE..& TOUCH 1/4..ALL 8 CIRC..
BOYS RUN..CLOVERLEAF..ZOOM..SWING THRU..TURN THRU..
LEFT ALLE..**

MAINSTREAM EMPHASIS CALL: CROSS RUN. Cont.

BY THE ENDS OF WAVES & TWO FACED LINES.

The use of the call **ENDS CROSS RUN**, is not a common usage of the action. The call from ocean waves changes a right handed wave into a left handed wave, and changes a right handed two faced line into a left handed two faced line. The reverse is also true, left handed waves and two faced lines become right handed.

The Ends Cross Run action has the ends "looping" into the far center position which requires the centers to move apart to make room for them. This action follows the run rule which has the inactive dancer moving side ways into the vacating adjacent position of the active dancer..

ZERO BOX WAVE..BOYS CROSS RUN..BOYS CIRC..BOYS CROSS RUN..
RECYCLE..SWING THRU..TURN THRU..LEFT ALLE..

ZERO LINE..PASS THE OCEAN..SWING THRU..GIRLS CROSS RUN..
GIRLS RUN..BEND THE LINE..(zero line) left alle..

ZERO LINE..RIGHT & LEFT THRU..DIXIE STYLE TO A WAVE..
BOYS TRADE..GIRLS CROSS RUN..RECYCLE..SQ. THRU 3/4..LEFT ALLE.

ZERO BOX..SWING THRU..BOYS RUN..CPLS..CIRC..
BOYS CROSS RUN..BOYS CIRC..TAG THE LINE RIGHT..
CPLS..CIRC..BEND THE LINE..STAR THRU..PASS THRU..LEFT ALLE.

AN ENDS CROSS RUN TO A GRAND RIGHT & LEFT:

ZERO LINE..SQUARE THRU 3/4..COURTESY TURN..DIXIE STYLE TO A WAVE..
BOYS TRADE..LEFT SWING THRU..BOYS CROSS RUN..GR. RIGHT & LEFT..

I am of the opinion that the Ends Cross Run action has very little importance as far as Mainstream Choreography is concerned. At the Plus & Advanced program the choreo. allows for more versatile usage.

Next month I will explore CROSS FOLD the other emphasis call. I feel two emphasis calls both with **CROSS** as the first part of the action may be troublesome to many Mainstreamers..

CONVERSIONS FROM THE ZERO LINE TO THE ZERO BOX:

ZERO LINE..PASS THRU..BOYS RUN RIGHT..ENDS CIRC....
CTRS..TRADE..BOYS RUN..RIGHT & LEFT THRU..
PASS THE OCEAN..RECYCLE....ZERO BOX...

ZERO LINE..PASS THRU..GIRLS RUN LEFT...ENDS CIRC..
CTRS..TRADE..(with a) LEFT..SINGLE HINGE..BOYS CROSS RUN..
GIRLS TRADE..RECYCLE..ZERO BOX..

ZERO LINE..CTRS..BOX THE GNAT & FAN THE TOP..ENDS STAR THRU..
CTRS..STEP THRU..MAKE A WAVE..(EXTEND)..GIRLS TRADE..
ZERO BOX WAVE....

DANCING THE MAINSTREAM PROGRAM:

ZERO LINE..RIGHT & LEFT THRU..DIXIE STYLE TO A WAVE..
BOYS CROSS RUN..BOYS CIRC..GIRLS TRADE..SPIN CHAIN THRU..
GIRLS CIRC..DOUBLE..BOYS RUN..BEND THE LINE..
PASS THE OCEAN..SWING THRU..TURN THRU..LEFT ALLE..

ZERO BOX..WAVE..BOYS TRADE..GIRLS TRADE..SWING THRU..
ALL 8 CIRC..GIRLS TRADE..BOYS TRADE..BOYS RUN..
WHEEL & DEAL..LEFT ALLE..zero box..

ZERO LINE..PASS THRU..WHEEL & DEAL..DOUBLE PASS THRU..
CTRS..IN..CAST OFF 3/4..PASS THRU..U TURN BACK..
CTRS..BOX THE GNAT &...FAN THE TOP..RECYCLE & SWEEP 1/4..
ENDS..STAR THRU & CLOVERLEAF...ZOOM..SQUARE THRU 3/4..LEFT ALLE..

ZERO LINE..RIGHT & LEFT THRU..DIXIE STYLE TO A WAVE..
BOYS CROSS RUN..GIRLS TRADE..SPIN CHAIN THRU..GIRLS CIRC..DOUBLE..
BOYS RUN..FERRIS WHEEL..SQ. THRU 3/4..LEFT ALLE...zero box..

MAINSTREAM. CHOREO..WITH Q.S.SELECTIONS.

HEADS STAR THRU..DOUBLE PASS THRU..HANG A RIGHT..CPLS. CIRC..
CHAIN DOWN THE LINE..STAR THRU.. PASS THRU..CLOVERFLO..LEFT ALLE..

ZERO LINE..TOUCH 1/4..(each box) WALK & DODGE..CLOVERFLO..
STAR THRU..PASS THRU..BEND THE LINE..PASS THE OCEAN..
GIRLS TRADE..RECYCLE..VEER LEFT..FERRIS WHEEL..ZOOM..
DOUBLE PASS THRU..HANG A RIGHT..CPLS. CIRC..BOYS RUN..
GRAND RIGHT & LEFT...

A DIRECTIONAL IDEA FOR PLUS & MAINSTREAM PROGRAMS.

For some time callers have played with Walk & Dodge from facing lines.
The direction being ..Boys Walk..Girls Dodge..etc..The thought occurred
to me to try from facing lines..Boys Scoot Back..Girls Dodge..The
reaction was very good..You may wish to give it a try....

FACING LINES..DIRECTIONAL SCOOT & DODGE.

ZERO LINE..BOYS SCOOT BACK..GIRLS DODGE..BOYS RUN..LEFT ALLE..(zero)

ZERO LINE..BOYS SCOOT..GIRLS DODGE..SPLIT CIRC..WALK & DODGE..
PARTNER TRADE..STAR THRU..PASS THRU..LEFT ALLE..

ZERO LINE..PASS THRU..TAG THE LINE IN..GIRLS SCOOT BACK..BOYS DODGE..
FOLLOW YOUR NEIGHBOR & SPREAD..GIRLS TRADE..RECYCLE..
SQUARE THRU 3/4..LEFT ALLE..

A COUPLE OF NICE GET OUTS:

ZERO LINE..PASS THRU..WHEEL & DEAL..CTRS. PASS THRU..TOUCH 1/4..
GIRLS RUN.. CTRS..SPIN THE TOP..GRAND RIGHT & LEFT..

ZERO LINE..PASS THRU..WHEEL & DEAL..ZOOM..CTRS..PASS THRU..
TOUCH 1/4..GIRLS RUN..ENDS..PASS THRU..ENDS TRADE..
CTRS..SPIN THE TOP..GRAND RIGHT & LEFT...

Once arriving at the Key Point, the Touch 1/4, you can play some Burnt
image sight then jump into the get out portion...

THE PLUS Q.S. SELECTION: ZIP TO A DIAMOND. Dick Han.

On page 35 of the July 1988 issue I reported on Zip To A Diamond and while I liked the action I did not feel the call was very exciting. After Relay with a Star which I feel will be dropped, Zip To a Diamond provides the dancers with a very danceable action.

STARTING FORMATION: Ocean waves.

THE ACTION: The ends of the wave will Trade, becoming the Points of the forming Diamond. The centers will Fold behind the ends and follow but they will stop at the 1/2 way point forming the center wave of the Diamond. The "Fold & Follow" can be explained as a similar action for the centers starting a Recycle action..

ENDING FORMATION: A Diamond Formation.

TEACHING HINT: From the ocean wave, have the ctrs. fold & place their hand on the shoulder of the leader. As the leaders trade place, the trailers will follow and stop at the 1/2 way point forming the ctr. wave..

NOTE: The Callerlab release indicates the starting formation as Parallel ocean waves.. You can use the action with a single Ocean Wave to end with a single Diamond..

ZERO BOX WAVE..ZIP TO A DIAMOND..DIAMOND CIRC..FLIP THE DIAMOND..
GIRLS TRADE..(zero box wave) EXPLODE & RIGHT & LEFT THRU..
SLIDE THRU..LEFT ALLE..zero box..

ZERO LINE..PASS THE OCEAN..BOYS CIRC..GIRLS TRADE..
ZIP TO A DIAMOND..GIRLS SWING THRU..DIAMOND CIRC..
FLIP THE DIAMOND..GIRLS TRADE..SWING THRU..GRAND RT. & LEFT..

ZERO BOX..SWING THRU..ZIP TO A DIAMOND..FLIP THE DIAMOND..
EXPLODE & PASS THE OCEAN..RECYCLE..LEFT ALLE..zero box..

ZERO LINE..PASS THE OCEAN..SWING THRU..GIRLS CIRC..BOYS TRADE..
ZIP TO A DIAMOND..GIRLS CIRC..DIAMOND CIRC..FLIP THE DIAMOND..
GIRLS TRADE..GRAND RIGHT & LEFT...

A COUPLE OF IDEAS USING A SINGLE DIAMOND:

ZERO LINE..PASS THRU..WHEEL & DEAL..CTRS STEP TO A WAVE..
& ZIP TO A DIAMOND..DIAMOND CIRC..PING PONG CIRC..CTR..GIRLS TRADE..
RECYCLE..ZOOM..SQUARE THRU 3/4..LEFT ALLE..

ZERO LINE..PASS THE OCEAN..EXTEND..CTRS..ZIP TO A DIAMOND..
DIAMOND CIRC..FLIP THE DIAMOND & FAN THE TOP..OUT SIDES CLOVERLEAF..
PING PONG CIRC..EXTEND..RECYCLE..SWING THRU..GRAND RT. & LEFT..

THE PLUS EMPHASIS CALL CROSSFIRE:

Last month we looked at Crossfire from lines facing out. Lets look at Crossfire from Inverted Lines.. The Ends will Cross Fold as the ctrs. Trade then extend ending in Parallel Ocean Waves..

ZERO BOX..CTRS..IN..CAST OFF 3/4..CROSSFIRE..LADIES TRADE..
RECYCLE..LEFT ALLE..zero box..

CONT.

FEBRUARY 1989. PAGE 9.

CROSSFIRE FROM INVERTED LINES:

HEADS SQUARE THRU 4..CTRS..IN..CAST OFF 3/4..CROSSFIRE..
EXPLODE & SLIDE THRU..LEFT ALLE..zero box..

HEADS ROLLAWAY..CIRCLE 8..GIRLS TOUCH 1/4..WALK & DODGE..
CTRS. IN..CAST OFF 3/4.. CROSSFIRE..FOLLOW YOUR NEIGHBOR & SPREAD..
RECYCLE..LEFT ALLE..zero box..

HEADS ROLLAWAY..CIRCLE 8..BOYS SQUARE THRU..CTRS. IN..
CAST OFF 3/4..CROSSFIRE..BOYS RUN..STAR THRU..PASS THRU..LEFT ALLE..

The use of Crossfire from lines facing out and from Inverted lines is not new. The fact that after many years it has not become common usage tells us that these formations make for occasional workshop ideas for variety only...

DANCING THE PLUS PROGRAM:

ZERO LINE..PASS THE OCEAN..EXTEND..OUTSIDES CLOVERLEAF..
CTRS..FAN THE TOP..PING PONG CIRC..RECYCLE..PASS THRU..
DOSADO TO A WAVE..TRADE THE WAVE..SLIP THE CLUTCH..LEFT ALLE..

ZERO LINE..PASS THE OCEAN..ALL 8 CIRC..EXTEND..CTRS..LINEAR CYCLE..
& SPREAD..OUTSIDES..CLOVERLEAF & SQUEEZE IN..STAR THRU..
DOUBLE PASS THRU..TRACK II..FAN THE TOP..SPIN THE TOP..
EXPLODE & STAR THRU (Slide Thru) left alle..

ZERO LINE..PASS THRU..WHEEL & DEAL..CTRS..RIGHT & LEFT THRU..
VEER LEFT..CROSSFIRE & SPREAD...NEW CTRS...BOYS SCOOT BACK
GIRLS DODGE..COUPLES CIRCULATE.CTRS..TRADE..BEND THE LINE..
CTRS..SQUARE THRU 4..ENDS STAR THRU.. SPIN THE TOP..SINGLE HINGE..
TRIPLE SCOOT BACK..GIRLS RUN..PASS THRU..GRAND RIGHT & LEFT..

ZERO LINE..TOUCH 1/4..EACH BOX..WALK & DODGE..CHASE RIGHT..
TRIPLE SCOOT..COORDINATE..FERRIS WHEEL..SQUARE THRU 3/4..LEFT ALLE.

ZERO LINE..PASS THRU..WHEEL & DEAL & SPREAD..PASS THRU..
TAG THE LINE RIGHT..CTRS..SINGLE HINGE CTR.BOYS TRADE & RUN RIGHT..
CTRS..CROSS FIRE..ENDS CIRC..ONCE & 1/2..CTRS..HINGE..& THE VERY
CTR. BOYS CAST 3/4..BOYS SWING THRU..GIRLS BEND TO FACE IN..
PING PONG CIRC..EXTEND..SCOOT BACK..BOYS RUN..LEFT ALLE..

AS COUPLES CHOREO. FOR THE PLUS DANCER:

It is my opinion the the "AS COUPLES" type choreo. that is currently on the Advanced Program should be modified so that this "gimmick" type choreo. can be used at Mainstream & plus dances. The choreography not the concept is what should make the call adaptable to all programs. At Mainstream use the AS COUPLES concept with Mainstream basics and with Plus groups use Plus basics and with Advanced groups use Advanced basics etc...

HEADS STAR THRU & SPREAD..(boys act as one person, girls act as one person)AS COUPLES DO SA DO TO A WAVE..AS COUPLES HINGE..AS COUPLES..
SCOOT BACK..AS COUPLES CIRC..GIRLS AS A COUPLE..
RUN AROUND THE BOYS..AS CPLS..DO THE CTR. PART OF LOAD THE BOAT..
Normal..WHEEL & DEAL..GIRLS PASS THRU..STAR THRU..FERRIS WHEEL..
SQUARE THRU 3/4..LEFT ALLE.

notes



FOR

Our 21st Year

CALLERS

JACK A. LASRY

1513 N. 46th AVENUE • HOLLYWOOD, FLORIDA 33021 • (305) 981-7788

MARCH 1989.

THE MAINSTREAM PROGRAM:

The Class Program.....	15
For the Modular Caller	15
Tag The Line Out Choreo	15 16
Hinge Choreo	16
Cast Off 3/4 From Lines	16
Dancing The Mainstream Program	17

THE PLUS PROGRAM:

Dancing The Plus Program	17
Get Outs	17
Experimental: Follow To A Diamond	18
Get Outs	18
Zip To A Diamond & Roll.....	19
Touch 1/4 & Spread & Crossfire & Spread Choreo.....	19

BULLETIN: Relay With A Star has been dropped as a Plus Q.S. call.

The Current Mainstream Q.S Selections are: Hang A Right & Cloverflo.

The Current Plus Q.S Selection is Zip To A Diamond.

IF A CALLERS SCHOOL IS IN YOUR PLANS FOR THE SUMMER, CONSIDER OUR
SCHOOL. JULY 30-AUGUST 4th. AT ENGLISH MT. TENN.

IT WILL BE WORTH YOUR WHILE !!!!!!!

THE MAINSTREAM PROGRAM.

Last month when discussing the action of ENDS CROSS RUN, I indicated that an Ends Cross Run from Two Faced Lines changes a right handed two faced line into a left handed two faced line..This is incorrect. The Ends Cross Run will change an Ocean Wave from right to left handed waves but not two faced lines..In proofing page 7 all other portions of the page were O.K. and the corrected page was set aside and I place the page with the error into the printers copy..You may wish to make the correction in the first paragraph on page 7..

THE CLASS PROGRAM:

Many of us are about to enter the Mainstream portion of our class dance program. When you get ready to teach the SCOOT BACK..SPLIT CIRC..WALK & DODGE type calls that work from the "Scoot Back BOXES" a good idea is to approach these calls as the dancers facing IN do this part of the call while the dancers facing OUT do a different part of the call...Basically you want the dancers to recognize that their reaction is based upon IN FACERS DO THIS..OUT FACERS TO THAT..If you train your dancers this way they will end up being much better dancers.... Prompt them, for example, when teaching and calling Scoot Back by saying..Who is facing IN..OUT..Ready...Scoot Back..or Who is facing IN..what is your part of a Scoot Back.??? Who is facing OUT, what is your part of a Scoot Back ??? Ready..Scoot Back...

WE are getting to the point in class where the dancers are working with quite a few calls..50 to 60 calls plus the family units and we MUST allow the dancers time to sort out all these moves while they are dancing. Remember they don't have five years experience..

FOR THE MODULAR CALLER.

I am sure that all of you know the basic Conversion from a Zero Box to a Zero Line: SWING THRU..GIRLS CIRC..BOYS TRADE..BOYS RUN..BEND THE LINE... If you use the same Conversion but start from the across the street box, (The across the street box is heads 1/2 square thru) you will end up with an OUT of sequence line....

I feel most of you know that from a Zero Box the combination of a Star Thru..Pass Thru..Bend the Line..Star Thru..simple changes you to another Zero Box. Apply this from the across the street box and you move to another across the street box....The same from the Square Thru 3/4 to a Left Alle. box.....Example....ZERO LINE..SLIDE THRU..SQUARE THRU 3/4..LEFT ALLE....Quite common...well from the same set up use your formula..Star Thru..Pass Thru..Bend the Line..Star Thru and you still can Square Thru 3/4 to a Left Alle... I am passing this along for the newer callers or to those of you who may not have realized it... From time to time I will feature a few thoughts for the Modular Caller as not all callers depend upon Sight Calling exclusively..

TAG THE LINE OUT CHOREOGRAPHY:

ZERO BOX..SWING THRU..BOYS RUN..TAG THE LINE OUT..
GIRLS TRADE..BOYS PARTNER TRADE...TOUCH 1/4..ALL 8 CIRC..
BOYS RUN..CTRS..SWING THRU..TURN THRU..LEFT ALLE.

ZERO BOX..STAR THRU..PASS THRU..TAG THE LINE OUT..
ENDS FOLD..PASS THRU..GRAND RIGHT & LEFT..

TAG THE LINE OUT...Cont.

ZERO LINE.. PASS THE OCEAN..SWING THRU..BOYS RUN..
TAG THE LINE OUT..GIRLS CROSS FOLD..TOUCH 1/4..
GIRLS TRADE..SWING THRU..TURN THRU..LEFT ALLE..

ZERO LINE..PASS THE OCEAN..GIRLS TRADE..GIRLS RUN..
TAG THE LINE OUT..BOYS CROSS FOLD..PASS TO THE CTR..
BOYS SQUARE THRU 3/4..DOSADO TO A WAVE..SCOOT BACK..
WALK & DODGE..PARTNER TRADE..RIGHT & LEFT THRU..DIXIE STYLE..
TO A WAVE..BOYS CROSS RUN..SWING THRU..TURN THRU..LEFT ALLE..

ZERO LINE..PASS THRU..TAG THE LINE OUT..
ENDS CROSS FOLD & ROLL..CTRS..TRADE & ROLL.. (lines)
SLIDE THRU..LEFT ALLE...

ZERO LINE..PASS THRU..TAG THE LINE OUT..
ENDS CROSS FOLD & ROLL..CTRS..TRADE & ROLL..
TOUCH 1/4..ALL 8 CIRC..GIRLS U TURN BACK..LEFT ALLE.. zero box.

THE HINGE FAMILY CHOREOGRAPHY.

ZERO BOX..SWING THRU..SPIN THE TOP..SINGLE HINGE..
ALL 8 CIRC..SINGLE HINGE..GIRLS TRADE..RECYCLE..
SWEEP 1/4..VEER LEFT..CPLS..CIRC..BOYS RUN..GRAND. RT. & LEFT..

ZERO BOX..RIGHT & LEFT THRU..VEER LEFT..CPLS..CIRC..
COUPLES HINGE..VERY CTR..BOYS..TRADE..ALL BOYS RUN..
BOYS TRADE..SINGLE HINGE..ALL 8 CIRC..GIRLS RUN..
PASS THRU..GRAND RIGHT & LEFT..

ZERO LINE..PASS THE OCEAN..GIRLS TRADE..GIRLS RUN..
CPLS..HINGE..VERY CTR..GIRLS TRADE..ALL GIRLS RUN..
GIRLS TRADE..RECYCLE..PASS THRU..WHEEL & DEAL..
SQUARE THRU 3/4..LEFT ALLE..zero box..

WORKING WITH CAST OFF 3/4 FROM LINES FACING OUT.

The use of the call **CAST OFF 3/4**..is primarily used following a Centers In command...The centering in motion allows for the momentum of the center in action to carry into the Cast Off action. However, the actual Cast Off is from the line that is established by the centering in action..Many dancers will not react to a Cast Off 3/4 call from already established lines and you may wish to provide this action as a sort of workshop..Be sure to explain what you are doing as many dancers will fail if you just call it cold...

ZERO LINE..PASS THRU..WHEEL & DEAL..DOUBLE PASS THRU..
CTRS..IN..CAST OFF 3/4..PASS THRU..CAST OFF 3/4..STAR THRU..
DOUBLE PASS THRU..CLOVERLEAF..ZOOM..SWING THRU..TURN THRU..LEFT ALLE.

ZERO BOX..STAR THRU..PASS THRU..CAST OFF 3/4..SLIDE THRU..LEFT ALLE.

ZERO BOX..SWING THRU..BOYS RUN..TAG THE LINE IN..
PASS THRU..CAST OFF 3/4..TOUCH 1/4..ALL 8 CIRC..BOYS RUN..
DOUBLE PASS THRU..LEAD CPL..PARTNER TRADE..DOSADO TO A WAVE..
RECYCLE..VEER LEFT..CPLS CIRC..GIRLS CROSS RUN..BOYS U TURN BACK..
GRAND RIGHT LEFT..

DANCING THE MAINSTREAM PROGRAM: Moderate positioning.

ZERO BOX..SWING THRU..SCOOT BACK..FAN THE TOP..
RECYCLE..SWEEP 1/4..VEER LEFT..CPLS.CIRC..FERRIS WHEEL..
ZOOM..SQUARE THRU 3/4..LEFT ALLE..zero box.

ZERO LINE..RIGHT & LEFT THRU..ROLLAWAY 1/2 SASHAY..
ENDS..STAR THRU & CLOVERLEAF..CTRS..SQUARE THRU 3/4..
PASS THRU..TRADE BY..SPIN CHAIN THRU..GIRLS CIRC..ONE SPOT..
SPIN THE TOP..RECYCLE..(zero line) TOUCH 1/4..GIRLS RUN..
TURN THRU..LEFT ALLE..

ZERO BOX..TOUCH 1/4..SCOOT BACK..CTRS.....TRADE..
SCOOT BACK..CTRS....TRADE..BOYS RUN..SLIDE THRU..LEFT ALLE.

ZERO LINE..PASS THRU..WHEEL & DEAL..DOUBLE PASS THRU..
GIRLS ONLY..PEEL OFF & BEND THE LINE..BOYS DO A CTRS. IN..
CAST OFF 3/4..CTRS..SQUARE THRU FOUR...ENDS SLIDE THRU..
SQUARE THRU 3/4..LEFT ALLE..

ZERO LINE..PASS THRU..WHEEL & DEAL..DOUBLE PASS THRU..
ZOOM..LEADS PARTNER TRADE..SPIN THE TOP..SINGLE HINGE..
CTRS..WALK & DODGE..OUTSIDE BOYS RUN..TOUCH 1/4..
WALK & DODGE..PARTNER TRADE..SLIDE THRU..LEFT ALLE..zero box.

DANCING THE PLUS PROGRAM: Moderate positioning.

The first example is extra "neat".

ZERO LINE..PASS THRU..WHEEL & DEAL & SPREAD..PASS THRU..
BEND THE LINE..TOUCH 1/4..CTRS..HINGE & FAN THE TOP..
GRAND RIGHT & LEFT....

ZERO LINE..PASS THE OCEAN..RECYCLE..VEER LEFT..CPLS CIRC..
COUPLES HINGE..CROSSFIRE..FOLLOW YOUR NEIGHBOR..(don't spread)
GIRLS CIRC..BOYS SCOOT BACK..TRADE THE WAVE..EXPLODE & LEFT ALLE.

ZERO LINE..PASS THRU..CHASE RIGHT..CTRS....TRADE
SPIN THE TOP..GRAND SWING THRU..SINGLE HINGE..ALL 8 CIRC..
TRADE & ROLL..GIRLS LOAD THE BOAT..BOYS PASS THE OCEAN..&..
SWING THRU..EXTEND..BOYS RUN..RIGHT & LEFT THRU..DIXIE STYLE..
TO A LEFT ALLE...

ZERO LINE..PASS THRU..TAG THE LINE..CTRS..IN..CAST OFF 3/4..
PASS THRU..WHEEL & DEAL ZOOM..CTRS..MAKE A WAVE..PING PONG CIRC..
OUTSIDE GIRLS RUN..CTR. BOYS TRADE..GRAND RIGHT & LEFT..

ZERO LINE..TOUCH 1/4..ALL 8 CIRC..TRIPLE SCOOT..COORDINATE..
TAG THE LINE..GIRLS GO LEFT..GENTS RIGHT..LEFT ALLE..

A NEAT GET OUT.

ZERO LINE..PASS THRU WHEEL & DEAL..CTRS..PASS THRU..
SWING THRU..BOYS RUN..GIRLS TRADE..TAG THE LINE..LEFT..
FERRIS WHEEL..CTRS..VEER RIGHT..GIRLS ON DIAGONAL..PASS THRU..
GRAND RIGHT & LEFT...

ZERO LINE..PASS THRU..WHEEL & DEAL..BOYS ONLY ZOOM....
DOUBLE PASS THRU..LEADS..PARTNER TRADE..PASS THRU..LEFT ALLE..

FOOD FOR THOUGHT: "FOLLOW TO A DIAMOND". Jack Lasry.

While working with ZIP TO A DIAMOND I recognized that as the centers fold and are ready to follow the ends into the remaining action you have, in reality a Z formation which is used the same as a box formation for various choreography. By setting up end to end box formations by calling a Touch 1/4 from facing lines what you have is the same formation used Zip To A Diamond once the centers have completed their Fold action...So I came up with the term FOLLOW TO A DIAMOND to set up the Diamond Formation from end to end boxes or Z formations..

The action has the LEADERS OF THE BOX..do the "Ends Trade" as in a Zip to a Diamond and the followers, as in Zip to a Diamond..follow behind the leaders and as they reach the 1/2 way point of the trade they will stop & form the centers of the Diamond Formation.. I called it FOLLOW TO A DIAMOND as you have the trailing dancer Following the Leader...

ZERO BOX..SLIDE THRU..TOUCH 1/4..**FOLLOW TO A DIAMOND**..
FLIP THE DIAMOND..GIRLS TRADE..RECYCLE..PASS TO THE CTR..
SQUARE THRU 3/4..LEFT ALLE..zero box.

ZERO LINE..PASS THE OCEAN..RECYCLE..VEER LEFT..CPLS. CIRC..
CROSSFIRE..**FOLLOW TO A DIAMOND**..BOYS SWING THRU..
FLIP THE DIAMOND..EXPLODE & RIGHT & LEFT THRU..
SLIDE THRU..LEFT ALLE..zero box..

ZERO LINE..RIGHT & LEFT THRU..ROLLAWAY...TOUCH 1/4..
FOLLOW TO A DIAMOND..DIAMOND CIRC..FLIP THE DIAMOND..
GIRLS TRADE..RECYCLE..SWING THRU..TURN THRU..LEFT ALLE..

TEACHING HINT: I use a similar teach for both Zip to a Diamond as with Follow to a Diamond...With Zip, I have the centers fold place their left hand on the shoulder of the leader and follow as the leaders trade, the followers drop off at the 1/2 way point to form the wave. With Trail to a Diamond the trailers are already established so simply have them place their left hand on the shoulder of the leader and follow them around but drop off at the 1/2 way point to become the ctrs. of the forming diamond..The reason I suggest the LEFT hand on the shoulder is the right hand will be used to establish the ctrs...In the event that you are using a LEFT hand rotation then have the trailers use their right hand... Once the action is understood then eliminate the use of the hands on the shoulder crutch...

A COUPLE OF NICE GET OUTS:

ZERO BOX..RIGHT & LEFT THRU..DOSADO TO A WAVE..SCOOT BACK..
BOYS RUN..BEND THE LINE..ENDS..TOUCH 1/4..CTRS..PASS THE OCEAN..
GRAND RIGHT & LEFT..

ZERO BOX WAVE..GIRLS TRADE..SWING THRU..BOYS RUN..
CROSSFIRE..BOYS U TURN BACK..GRAND RIGHT & LEFT..

ZERO LINE..RIGHT & LEFT THRU..PASS THE OCEAN..
GIRLS TRADE..LINEAR CYCLE..SWEEP 1/4..PASS THRU..LEFT ALLE..

ZERO LINE..TOUCH 1/4..GIRLS RUN..GRAND RIGHT & LEFT..

The current Plus Q.S. selection, ZIP TO A DIAMOND, seems to be liked by the plus dancers. Easy to teach and the fact that the end result is a very common formation it is easily mastered..I have found my self, in the early learning stages, saying to the dancers "here's the new one, who are the traders & who are the followers" then call Zip To A Diamond. As the evening progresses I drop the "crutch" and all seems to go pretty well.

I have also used a "Roll" for the trading dancers with good results... For example..From standard formation waves..ZIP TO A DIAMOND & THE BOYS ROLL. The resulting formation is a 1/4 Tag Formation

ZERO LINE..PASS THE OCEAN..ZIP TO A DIAMOND..BOYS ROLL..
EXTEND..SCOOT BACK..BOYS RUN..(zero line) LEFT ALLE..

ZERO LINE..PASS THE OCEAN..ZIP TO A DIAMOND..BOYS ROLL..
GIRLS SWING THRU..EXTEND..WALK & DODGE..PARTNER TRADE..
PASS THRU..WHEEL & DEAL..DIXIE GRAND..LEFT ALLE..

ZERO BOX..SWING THRU..GIRLS CIRC..BOYS TRADE..ZIP TO A DIAMOND..
GIRLS ROLL..PING PONG CIRC..GIRLS SWING THRU..EXTEND..
SPLIT CIRC..BOYS RUN..SWEEP 1/4.. LEFT ALLE... zero box..

WORKING WITH CROSSFIRE & SPREAD & TOUCH 1/4 & SPREAD:

When extending the plus dancer, just a little, I like to use Touch 1/4 & Spread and Crossfire & spread. I then have the new centers pick up the action.. Here are a few ideas to build upon..

SETTING UP DIAMONDS:

ZERO LINE..PASS THRU..WHEEL & DEAL & SPREAD..CIRCLE 8..
BOYS TOUCH 1/4 & SPREAD..GIRLS PASS THE OCEAN..DIAMOND CIRC..
FLIP THE DIAMOND..GIRLS TRADE..EXPLODE & SLIDE THRU..LEFT ALLE.

HEADS STAR THRU & SPREAD..CIRCLE 8..GIRLS TOUCH 1/4 & SPREAD..
BOYS PASS THE OCEAN..DIAMOND CIRC..GIRLS SWING THRU..& HINGE..
BOYS CIRC..CHAIN DOWN THE LINE..PASS THRU..WHEEL & DEAL..
BOYS ONLY..ZOOM..CTRS..SWING THRU..TURN THRU..LEFT ALLE. zero box.

SETTING UP WAVES:


ZERO LINE..PASS THRU..WHEEL & DEAL..CTRS..SWING THRU..BOYS RUN..
CROSSFIRE & SPREAD..NEW CTRS..SLIDE THRU..WITH A LEFT..TOUCH 1/4..
BOYS TRADE..GIRLS TRADE..CTRS..TRADE..FOLLOW YOUR NEIGHBOR &
SPREAD..GIRLS TRADE..RECYCLE..PASS THRU..TRADE BY..LEFT ALLE..zero box.

ZERO BOX..RIGHT & LEFT THRU..VEER LEFT..FERRIS WHEEL..
CTRS..VEER LEFT & CROSSFIRE & SPREAD..CTRS..MAKE A WAVE..&
LINEAR CYCLE..THEN LEFT TOUCH 1/4..BALANCE..SWING THRU..
SCOOT BACK..BOYS FOLD..GIRLS SQUARE THRU 3/4..DOSADO THEN..
TOUCH 1/4..GRAND RIGHT & LEFT...

SETTING UP TWO FACED LINES:

HEADS PASS THE OCEAN..RECYCLE..VEER LEFT..CROSSFIRE & SPREAD..
CTRS..PASS THE OCEAN..SINGLE HINGE..CPLS CIRC..BEND THE LINE..
CTRS..SQUARE THRU 4..ENDS SLIDE THRU..PASS THE OCEAN..RECYCLE..
SLIDE THRU..LEFT ALLE..zero, box.

notes



Our 21st Year
FOR CALLERS

JACK A. LASRY

1513 N. 46th AVENUE • HOLLYWOOD, FLORIDA 33021 • (305) 981-7788

APRIL 1989.

THE MAINSTREAM PROGRAM:

Teaching:	20
Eight Chain Thru.....	20
Recycle	20
Fan the top, boys as centers	20 21
Cross Fold & Cross Run Choreo	21
Dancing Mainstream.....	21
Ferris Wheel to a Grand Right & Left	21
<u>THE CALLERLAB CONVENTION REPORT</u>	<u>22</u>

THE PLUS PROGRAM:

Follow your Neighbor & Spread..Boys/Girls	23
1/4 Tag Formation choreo.....	23
Setting up Columns with Crossfire & Single Circle.....	24
Dancing the Plus Program	24
Get Outs	24

Some Caller Clinic & Dance Locations.

April 1-2 Gainesville Fl. Clinic & Dance

April 28-29 Saskatoon Canada.

May 26-27-28. Memorial Weekend. Ventura, Ca.

June 2-3-4 North East Indiana Callers Assoc. Clinic

15 Tulsa Ok.

16-17-18 Tulsa Ok. Callers Assoc.Clinic.

JULY 20-AUGUST 4 CALLERS SCHOOL..ENGLISH MT. TENN.

MAINSTREAM Q.S. SELECTION: GRAND SWEEP. SEE PAGE 22

TEACHING THE MAINSTREAM PROGRAM:

EIGHT CHAIN THRU:

When calling an **EIGHT CHAIN THRU**, from time to time we still see dancers in the Eight Chain Thru action failing to **COURTESY TURN** when they are the facing out dancers in order to face back into the center and work down the line in continuing the action. So often they simply extend left hands and walk on by as if doing a wrong way grand. Without the proper courtesy turn the entire action is not only incorrect it turns the entire action into what looks like a Wrong Way Grand and thus the exact ending position is difficult to find and the call falls apart. **SO, KEEP AFTER THE DANCERS TO UNDERSTAND THE IMPORTANCE OF A GOOD COURTESY TURN** when they are facing out in an **EIGHT CHAIN THRU**.

RECYCLE:

There are a great many ways to teach **RECYCLE** but the way I have found not only works well but has the dancers learn the call **EASILY** but also **PROPERLY**. I often start my preparation for teaching Recycle several lessons prior to the night of the teach. From standard parallel waves I review for the ends the call **CROSS FOLD**. I call a few simple figures so the **BOYS** who are the ends will feel comfortable with the Cross Fold action. I also call, from the standard Ocean Wave for the centers, **GIRLS**, to do a Run and then girls to **FOLD**. I say Girls Run & Girls Fold. When this action is well accepted they we are ready to combine the two actions and call it a **RECYCLE**.. From your parallel waves simply say the call recycle has the Boys doing a Cross Fold and the girls doing the **RUN & Fold** action. You may mention to the girls that the boy she is running around will be "gone" as he is starting his Cross Fold but do the Run & Fold action as you are acquainted with....**NOW**..All together..**RECYCLE**...Boys Cross Fold..Girls Run & Fold.....A few times thru and Recycle is easily learned..

WORKING WITH FAN THE TOP & THE BOYS AS THE CENTERS:

I like to use the Dixie Style action to acquaint the dancers with the Fan The Top with the Boys as Centers. The lead in action of the Dixie Style has the obvious action ending with the boys catching a right hand hold so to call a Fan The Top following the Dixie Style is a "natural" match for smooth dancing.

ZERO LINE..RIGHT & LEFT THRU..DIXIE STYLE TO A WAVE..FAN THE TOP..WITH A LEFT..SINGLE HINGE..BOYS RUN..TOUCH 1/4..BOYS RUN..LEFT ALLE..Zero line.

**ZERO LINE..RIGHT & LEFT THRU..DIXIE STYLE TO A WAVE..
FAN THE TOP..IN EACH WAVE...BOYS CROSS RUN..RECYCLE..
SWEEP 1/4..SWING THRU..TURN THRU..LEFT ALLE..**

The next place I like to use is from standard right handed two faced lines and have the Boys Run, then call a Fan The Top.

**ZERO BOX..SWING THRU..BOYS RUN..CPLS..CIRC..BOYS RUN..
FAN THE TOP..SINGLE HINGE..BOYS RUN..PASS THRU TRADE
LEFT ALLE. ZERO BOX.**

FAN THE TOP Cont.

ZERO LINE..PASS THE OCEAN..RECYCLE..VEER LEFT..CPLS. CIRC..
BOYS RUN..FAN THE TOP..SPIN THE TOP..RECYCLE..VEER LEFT..
CPLS. CIRC..BOYS RUN..GRAND RIGHT & LEFT..

Another combination I like to use when developing dancer reaction to Fan the Top with the boys as centers is to call, from parallel ocean waves, a Scoot Back then a Fan The Top. I start out with the Scoot Back followed by a Boys Trade for a few combinations then once the boys have good reaction to the trade then call the Scoot Back into the Fan the Top.

ZERO BOX WAVE..SCOOT BACK..FAN THE TOP..BOYS RUN..
WHEEL & DEAL..SLIDE THRU..LEFT ALLE...zero.

ZERO LINE..PASS THE OCEAN..ALL 8 CIRC..SCOOT BACK..
FAN THE TOP..SINGLE HINGE..ALL 8 CIRC..EACH BOX..
WALK & DODGE..CTRS..SQUARE THRU 3/4..OUTSIDES..
PARTNER TRADE..LEFT ALLE..zero box..

CROSS FOLD/CROSS RUN CHOREO:: THE Q.S. EMPHASIS CALL:

ZERO LINE..RIGHT & LEFT THRU..DIXIE STYLE TO A WAVE..
BOYS TRADE..BOYS CROSS FOLD..TOUCH 1/4..WALK & DODGE..
PARTNER TRADE..LEFT ALLE..zero line..

ZERO LINE..PASS THE OCEAN..GIRLS CROSS RUN..BOYS CROSS FOLD..
PASS THRU..LEFT ALLE..

ZERO BOX..SWING THRU..BOYS RUN..TAG THE LINE..LEFT..
CPLS.CIRC..GIRLS CROSS FOLD..PEEL OFF..BEND THE LINE..
RIGHT & LEFT THRU..STAR THRU..PASS THRU..TRADE BY..LEFT ALLE..Z.box.

DANCING THE MAINSTREAM PROGRAM:

ZERO LINE..RIGHT & LEFT THRU..FLUTTER WHEEL..SWEEP 1/4..
REVERSE FLUTTER WHEEL..SWING THRU..TURN THRU..LEFT ALLE..

ZERO LINE..PASS THE OCEAN..GIRLS TRADE..GIRLS RUN..
GIRLS CIRCULATE..BOYS TRADE..BOYS CROSS RUN..FERRIS WHEEL..
ZOOM..SQUARE THRU 3/4..LEFT ALLE..zero box.

HEADS PASS THRU..SEPARATE AROUND ONE TO A LINE..PASS THRU..
GIRLS PARTNER TRADE..CPLS CIRC..GIRLS PARTNER TRADE..
STAR THRU..ZOOM..DOUBLE PASS THRU..LEADS..PARTNER TRADE..
LEFT ALLE..zero box..

A Ferris Wheel to a Grand right & Left:

HEAD LADIES CHAIN..HEADS ROLLAWAY..LEAD TO THE RIGHT..
SWING THRU..CTRS. RUN..FERRIS WHEEL..OUTSIDES
FACE..GRAND RIGHT & LEFT..

This one has a D.B.D. Recycle.:

ZERO LINE..PASS THRU..WHEEL & DEAL..ZOOM..CTRS..SWING THRU..
CTR. BOYS TRADE..RECYCLE..PASS THRU..DOSADO..SWING THRU..
CTRS. RUN..FERRIS WHEEL..OUTSIDES FACE..GRAND RIGHT & LEFT..

MAINSTREAM Q.S. SELECTION. Starting April:

GRAND SWEEP: Ross Crispino.

STARTING FORMATION: Static Square.

THE ACTION: A Grand Square variation. A 64 beat figure. On the command Sides Face GRAND SWEEP, the HEADS..Flutter Wheel..Sweep 1/4..Pass Thru..Partner Trade. Heads will now do the sides part. The SIDES will on the command Sides Face will face partner..back away three steps..on the 4th step face the heads position..walk forward to meet the on coming dancer..Dosado then Star Thru..Sides will now do the Heads part.

ENDING FORMATION: Static Square.

TEACHING HINT: Caution the "Heads" when doing the Pass Thru portion that they move far enough forward so the Partner Trade is takes place in the Sides position. Grand Sweep can replace Grand Square in Singing Calls or whenever desired as the timing is 64 Beats.

CALLERLAB CONVENTION HIGHLIGHTS:

The Callerlab Convention in Nashville was well attended and worked toward ways to increase the number of dancers and ways to retain the class dancer as well as the club dancer. The major thrust was the release of three television commercials that are on video tape and available to all callers clubs and dancer organizations for a **VERY SMALL CHARGE**. The video contains two 30 second and one one minute presentations the are **EXTREMELY WELL DONE**. The tape comes in 1/2 inch home video format as well as one inch tape for use with television stations. The availability is thru the Callerlab office and we all hope that it will air many time as a public service announcement. **CALLERLAB HAS DONE IT'S JOB NOW WE MUST GET THE TAPE ON THE AIR...WORK TOGETHER TO MAKE THIS PROJECT WORK TOWARD A BUMPER CROP OF NEW DANCERS.**

MAINSTREAM PROGRAM: The mainstream program deleted Allemande right and Wrong Way Promenade. Chain Down The Line will be italicized as the call trade is necessary to learn prior the teaching of Chain down the line.

PLUS REPORT: No changes in the program. An attempt to add Acey Deucey to the Plus Program was denied by the committee and the general membership.

ADVANCED COMMITTEE: This is the year for the Advanced program to go thru with the bi-annual review. Along with the review the following revisions will be voted upon by the complete advanced committee.

SWITCHING: SPLIT/BOX TRANSFER & 1/4 IN/OUT to the A-II program and SCOOT & DODGE, GRAND 1/4 THRU, GRAND 3/4 THRU & MIX to A-I.

POSSIBLE ADDITIONS: The following calls received a positive reaction in the "straw voting" at the Adv. committee meeting, PARTNER HINGE & TRIPLE TRADE to the A-I program and DIXIE SASHAY, ANYTHING & WEAVE & MINI BUSY to the A-II program. A NO" vote for Curlique & Ctrs. Out for addition. The ballot will be sent to Callerlab members shortly.

Next month I will have a complete Callerlab Convention report.

THE PLUS PROGRAM:

FOLLOW YOUR NEIGHBOR & SPREAD WITH BOXES OF BOYS/GIRLS:

If you do not use much D.B.D. with your Plus dancers it might be worth a thought to expand their recognition to a few calls over a period of time. Follow Your Neighbor & Spread is a good one to start with as it closely resembles the Scoot Back action. Once the dancers recognize that the IN facers do the 3/4 turn & spread part and the OUT facers do the 3/4 looping run action & squeeze between the ctrs. the basic action becomes one of simple recognition..A few bits of Choreo.

ZERO LINE..PASS THRU..WHEEL & DEAL..& SPREAD..PASS THRU..
WHEEL & DEAL..GIRLS TOUCH 1/4..GIRLS FOLLOW YOUR NEIGHBOR
& SPREAD..EXTEND..GIRLS FOLD..BOYS TOUCH 1/4..BOYS FOLLOW
YOUR NEIGHBOR & SPREAD..EXTEND..BOYS FOLD..GIRLS SQUARE THRU 3/4
STAR THRU..CPLS.CIRC..GIRLS U TURN BACK..GRAND RIGHT & LEFT.

ZERO BOX..RIGHT & LEFT THRU..VEER LEFT..GIRLS FOLLOW YOUR
NEIGHBOR & SPREAD..DIAMOND CIRC..FLIP THE DIAMOND..GIRLS TRADE..
RECYCLE..PASS TO THE CTR..SQ. THRU 3/4..LEFT ALLE.zero box.

ZERO LINE..RIGHT & LEFT THRU PASS THE OCEAN..GIRLS TRADE..
GIRLS RUN..TAG THE LINE RIGHT..GIRLS CROSS RUN..BOYS TRADE...
BOYS..FOLLOW YOUR NEIGHBOR & SPREAD..DIAMOND CIRC..
FLIP THE DIAMOND..GRAND RIGHT & LEFT..

ZERO LINE..RIGHT & LEFT THRU..SLIDE THRU..TOUCH 1/4..
SCOOT BACK..FOLLOW YOUR NEIGHBOR & SPREAD..GRAND RT. & LEFT.

1/4 TAG FORMATION CHOREOGRAPHY:

ZERO BOX WAVE..EXTEND..OUTSIDES CLOVERLEAF..CTRS..LINEAR CYCLE..
DOUBLE PASS THRU..TRACK II..(zero box wave) GIRLS TRADE..
LINEAR CYCLE..& SWEEP 1/4..LEFT ALLE..zero box.

ZERO LINE..PASS THRU..WHEEL & DEAL..CTRS. STEP TO A WAVE..
PING PONG CIRC..THE WAVE..EXPLODE & TOUCH 1/4..WALK & DODGE..
LEFT ALLE..zero box.

ZERO LINE..PASS THE OCEAN..EXTEND..OUTSIDES CLOVERLEAF..
CTRS..EXPLODE THE WAVE..PASS THRU.TRADE BY..BOX THE GNAT..
GRAND RIGHT & LEFT..

ZERO LINE..RIGHT & LEFT THRU..DIXIE STYLE TO A WAVE..
EXTEND..(ctrs. have a **Left hand** wave) CTRS..TRADE THE WAVE &
FAN THE TOP..OUTSIDES CLOVERLEAF..EXTEND..GIRLS TRADE..
RECYCLE..LEFT ALLE..zero box..

HEADS STAR THRU & SPREAD..PASS THRU..TAG THE LINE RIGHT..
FERRIS WHEEL..ZOOM..GIRLS SWING THRU..EXTEND..EXTEND AGAIN..
BOYS SWING THRU..BOYS EXPLODE & GIRLS TRADE & ROLL..(lines)
LINES PASS THRU..GIRLS CROSS FOLD..TOUCH 1/4..GIRLS TRADE..
EXPLODE & TOUCH 1/4..TRIPLE SCOOT..BOYS RUN..SQ. THRU 3/4..
TRADE BY..LEFT ALLE..

SETTING UP COLUMNS USING CROSSFIRE & SINGLE CIRCLE:

Seems like we get into a rut sometimes and setting up columns using a Touch 1/4 is a common "RUT". A few ideas to break the monotony. The first two examples set up a zero line Touch 1/4 column equiv.

ZERO LINE..PASS THE OCEAN..GIRLS TRADE..SWING THRU..BOYS RUN..
CPLS. CIRC..CROSSFIRE..ALL 8 CIRC..BOYS RUN..LEFT ALLE..zero box.

ZERO LINE..RIGHT & LEFT THRU..ROLLAWAY 1/2 SASHAY..
SINGLE CIRCLE 3/4 TO A COLUMN..COORDINATE..BEND THE LINE..
RIGHT & LEFT THRU..SLIDE THRU..LEFT ALLE..zero box.

ZERO LINE..PASS THRU..WHEEL & DEAL..DOUBLE PASS THRU..
BOYS FOLD..SINGLE CIRCLE TO A WAVE(mini waves/columns)
ALL 8 CIRC..GIRLS WALK & DODGE..OUT FACING BOYS RUN..
TOUCH 1/4..GIRLS CIRC..BOYS TRADE..BOYS RUN..WHEEL & DEAL..
LEFT ALLE. zero box..

ZERO BOX..SWING THRU..BOYS RUN..TAG THE LINE..IN..
BOYS SINGLE CIRC.3/4 TO MINI WAVE..GIRLS TOUCH 1/4..(column)
ALL 8 CIRC..CTRS. TRADE & WALK & DODGE..OUTSIDE BOYS RUN..
STAR THRU..PASS THRU..WHEEL & DEAL..DIXIE GRAND..LEFT ALLE.

ZERO BOX..RIGHT & LEFT THRU..VEER LEFT..CPLS. CIRC..
CROSSFIRE..8 CIRC..BOYS RUN..SWING THRU..TURN THRU..LEFT ALLE..

DANCING THE PLUS PROGRAM:

ZERO LINE..RIGHT & LEFT THRU..PASS THRU..CHASE RIGHT..
SINGLE HINGE..FAN THE TOP..GRAND SWING THRU..GIRLS FOLD..
EACH WAVE..PEEL THE TOP..EXPLODE & SLIDE THRU..LEFT ALLE..Z box.

ZERO LINE..RIGHT & LEFT THRU..DIXIE STYLE TO A WAVE..
GIRLS CIRC..BOYS TRADE..LEFT SWING THRU..TRADE THE WAVE..
GIRLS FOLD..PEEL THE TOP..EXPLODE &...LEFT ALLE.. zero box.

ZERO LINE..PASS THRU..WHEEL & DEAL..DOUBLE PASS THRU..
TRACK II..RELAY THE DEUCEY..SWING THRU..BOYS RUN..
CROSSFIRE..GIRLS RUN..GRAND RIGHT & LEFT..

ZERO BOX..SWING THRU..BOYS RUN..BOYS CIRC ONCE & 1/2..
GIRLS HINGE..CTR. GIRLS CAST OFF 3/4..THE CTR. WAVE..
LINEAR CYCLE..& SWEEP 1/4..OUTSIDE CPLS. BEND TO FACE IN..
DOUBLE PASS THRU..LEAD PAIR..U TURN BACK..DOSADO TO A WAVE..
BOYS TRADE..CTRS. TRADE..BOYS RUN..LEFT ALLE..zero line.


ZERO LINE..PASS THE OCEAN..RECYCLE..VEER LEFT..CROSSFIRE..
GIRLS RUN..GRAND RIGHT & LEFT..

ZERO LINE.GET OUTS: SOME D.B.D.:

ZERO LINE..RIGHT & LEFT THRU..PASS THE OCEAN..SWING THRU..
LINEAR CYCLE..SWEEP 1/4..GRAND RIGHT & LEFT..

ZERO LINE..PASS THE OCEAN..GIRLS RUN..TAG THE LINE IN..
PASS THRU..CHASE RIGHT..GRAND RIGHT & LEFT..

notes



FOR

Our 21st Year

CALLERS

JACK A. LASRY

1513 N. 46th AVENUE • HOLLYWOOD, FLORIDA 33021 • (305) 981-7788

MAY 1989.

CALLERLAB CONVENTION WRAP UP:25

THE MAINSTREAM PROGRAM:

Teaching Tag and 1/2 Tag The Line25
Conversions for the Modular Caller26
Dancing a Cloverleaf into Double Track figures.....26
Dancing the Mainstream Program27

THE PLUS PROGRAM:

Q.S. Selection: Slip out of a Diamond.....27 28
Follow Your Neighbor from Columns28
Remake the Thar Choreo.28
Load the Boat "with a twist"29
Dancing the Plus Program29

PLUS Q.S. SELECTION: SLIP OUT OF A DIAMOND. SEE PAGE 27.

Mainstream Q.S. Selections: Hang A Right. (Oct.88. Page 46)

Cloverflo. (Jan.89. Page 1)

Grand Sweep. (April 89. Page 22)

Plus Q.S. Selections:

Zip to a Diamond: (Feb. 89. Page 9)

Slip out of a Diamond.(May 89 Page 27)

THE 1989 CALLERLAB CONVENTION WRAP UP:

The convention was well attended and the focus was on the problem of PROMOTION, RECRUITMENT & RETENTION. Some good ideas came from the sessions and they will be passed along as soon as they are compiled. MY COMMENT IS SIMPLY THAT AS LONG AS THE DESTINATION FOR THE VAST MAJORITY OF DANCERS IS THE PLUS PROGRAM WE WILL BE NOT BE ABLE TO MAKE A BIG DENT IN OUR PROBLEM.

The Milestone Award was presented to Decko Deck and Bill Davis. Both gentleman are to be congratulated for their long commitment and contributions to Square Dancing.

The minor changes in the Mainstream Program were reported last month.

If you were un-able to attend the convention and would like to listen in on some of the sessions (12 were taped) you can purchase the tapes from Convention Tapes Int. P.O. Box 381992 Miami Fl. 33238. Write them for a list of taped sessions.

THE MAINSTREAM PROGRAM: TEACHING TAG THE LINE:

Have you noticed that the learning dancer seems to handle Tag The Line easily when called from the common right handed Two Faced Line but when working with the call from lines facing out many dancers turn the wrong way to face the ctr. of the line???? The reason is from the common right handed Two Faced Line all turns are RIGHT FACE TURNS but from lines of four facing out (or in) LEFT face turns are required so there is some confusion. We all tell the dancers to face the CENTER OF THE LINE but for many that is not enough. I have found that it helps to:

1. Present Tag The Line first from lines facing out.
2. Teach The Right Hand two faced line action then the LEFT HANDED TWO FACED LINE so the dancers get used to making a Left face turn.
3. Provide the boys & girls equal time as the leaders of the Tag action.

Under any condition, some helping words go a long way..!!!!!! Early in the game I say things like "We are going to Tag The Line,,which way are **you** going to turn to start??"

TEACHING 1/2 TAG THE LINE:

When teaching 1/2 Tag, I have the dancers face to the ctr. of the line and tell the leaders to pass thru & touch right hands to establish the wave. The reason I don't have the trailing dancers move is they tend to move forward to far and the waves end up to close to each other for the dancers to react to calls such as a scoot back etc. As the dancers get better acquainted with the 1/2 Tag action they are able to establish the ending waves with just the right distance for calls such as Single Hinge, Scoot Back, etc.....

FOR THE MODULAR CALLER: CONVERSIONS:

From a Zero Line to a Zero Box Wave:

1. RIGHT & LEFT THRU..PASS THE OCEAN..BOYS CIRCULATE.
2. RIGHT & LEFT THRU..PASS THE OCEAN..GIRLS CIRCULATE.

From a Zero Line to an Across the Street Box Wave:

1. PASS THE OCEAN..BOYS CIRCULATE.
2. PASS THE OCEAN..GIRLS CIRCULATE.

From a Zero Box to a Zero Line:

1. RIGHT & LEFT THRU..DOSADO TO A WAVE..BOYS CIRC.
RECYCLE..SWEEP 1/4..
2. RIGHT & LEFT THRU..DOSADO TO A WAVE..GIRLS CIRC..
RECYCLE..SWEEP 1/4..

From the Across The Street Box to a Zero Line:

1. RIGHT & LEFT THRU..DOSADO TO A WAVE..BOYS CIRC..
RECYCLE..SWING THRU..BOYS RUN..BEND THE LINE..
 2. RIGHT & LEFT THRU..DOSADO TO A WAVE..GIRLS CIRC..
SLIDE THRU...
-

DANCING CLOVERLEAF INTO A FLUTTER WHEEL & DIXIE STYLE TO A WAVE:

If you call a Cloverleaf with the girls as leaders, the ending formation will be a Double Pass Thru with the girls as leaders and you can follow with several calls. I like to use a Flutter Wheel and a Dixie Style to a Wave from this action. I say "Girls lead..Flutter Wheel or Girls lead Dixie Style etc..It may help if you explain what you are doing then call the action. EXPLAIN THAT THE GIRLS ARE ALREADY IN THE LEAD, as a result of the Cloverleaf and you don't have to say "girls lead".Often this type of action has the caller add "On a Double Track" girls lead etc...
Some variety that is easily followed by the dancers at all plateaus.

HEADS PASS THRU..SEPARATE AROUND ONE TO A LINE..PASS THRU..
WHEEL & DEAL..DOUBLE PASS THRU..CLOVERLEAF..ON A DOUBLE TRACK..
FLUTTER WHEEL..SWEEP 1/4..PASS TO THE CTR..
SQ. THRU 3/4..LEFT ALLE..Zero Box.

HEADS SQ. THRU 4..SIDES ROLLAWAY 1/2 SASHAY.SWING THRU..
CTRS. TRADE..CTRS. RUN..BEND THE LINE..PASS THRU..
WHEEL & DEAL..DOUBLE PASS THRU..CLOVERLEAF..ON A DOUBLE TRACK..
FLUTTER WHEEL..PASS THRU..WHEEL & DEAL..ZOOM..
SQ. THRU 3/4..LEFT ALLE..Zero Box.

ZERO LINE..PASS THRU..WHEEL & DEAL..DOUBLE PASS THRU..
CTRS. IN..CAST OFF 3/4..PASS THRU..WHEEL & DEAL..DOUBLE PASS THRU..
CLOVERLEAF..ON A DOUBLE TRACK..DIXIE STYLE TO A WAVE..
BOYS CROSS RUN..RECYCLE..PASS THRU..TRADE BY..
BOX THE GNAT..GRAND RT. & LEFT..

HEADS STAR THRU..SIDES SQUEEZE IN TO A LINE..PASS THRU..
GIRLS PARTNER TRADE..FERRIS WHEEL..DOUBLE PASS THRU..
CLOVERLEAF..DIXIE STYLE TO A WAVE..BOYS CROSS RUN..GIRLS TRADE..
RECYCLE..PASS THRU..TRADE BY..LEFT ALLE..Zero Box.

DANCING THE MAINSTREAM PROGRAM:

ZERO BOX..SWING THRU..BOYS RUN..TAG THE LINE IN..
GIRLS PASS THRU & CROSS FOLD..BOYS LEFT TURN THRU..
TOUCH 1/4..GIRLS TRADE..SWING THRU..BOYS RUN..
WHEEL & DEAL..LEFT ALLE..Zero Box..

ZERO LINE..PASS THE OCEAN..GIRLS TRADE..GIRLS RUN..
TAG THE LINE IN..BOYS PASS THRU & CROSS FOLD..
GIRLS TURN THRU..STAR THRU..BOYS TRADE..CPLS. CIRC..
GIRLS RUN..GIRLS CROSS RUN..BOYS TRADE..GR. RIGHT & LEFT.

ZERO LINE..RIGHT & LEFT THRU..DIXIE STYLE TO A WAVE..
BOYS CROSS RUN..FAN THE TOP..RECYCLE..SWEEP 1/4..
VEER LEFT..CPLS. CIRC..BOYS RUN..GRAND RIGHT & LEFT..

ZERO LINE..PASS THE OCEAN..RECYCLE..VEER LEFT..CPLS. CIRC..
WHEEL & DEAL..SWEEP 1/4..REVERSE FLUTTER WHEEL..
SWEEP 1/4..SQUARE THRU 3/4..LEFT ALLE..

HEADS SQUARE THRU 6 HANDS..SIDES ROLLAWAY 1/2 SASHAY..
TOUCH 1/4..CTRS. TRADE..SCOOT BACK..BOYS RUN..
RIGHT & LEFT THRU..SLIDE THRU..LEFT ALLE..Zero Box.

ZERO LINE..PASS THRU..BEND THE LINE..RIGHT & LEFT THRU..
FLUTTER WHEEL..SWEEP 1/4..SPIN THE TOP..SWING THRU..
RECYCLE..SWEEP 1/4..PASS THRU..LEFT ALLE..

THE PLUS PROGRAM: Q.S. SELECTION STARTING WITH MAY 1989.

SLIP OUT OF A DIAMOND: Steve Stephenson, Fairfax, Va.

STARTING FORMATION: Parallel Diamonds with the centers in a **RIGHT HAND WAVE.**

THE ACTION: The very centers of the wave will Trade then with the end of the wave Single Hinge. The Points of the Diamond will then courtesy turn the hinging dancers as in a Chain Down The Line. An 8 beat action.

THE ENDING FORMATION: Parallel facing lines.

COMMENTS: The centers of the diamonds will have to be all girls for common usage so the boys will be doing the normal mans part of the Courtesy Turn action. This limits the use somewhat.

DANCE EXAMPLES BY THE AUTHOR:

ZERO BOX..SLIDE THRU..PASS THE OCEAN..GIRLS TRADE..GIRLS RUN..
BOYS HINGE..DIAMOND CIRC..**SLIP OUT OF A DIAMOND..LEFT ALLE. Z.line.**

ZERO LINE..PASS THE OCEAN..GIRLS RUN..BOYS CAST OFF 3/4..
DIAMOND CIRC..**SLIP OUT OF A DIAMOND..SLIDE THRU..LEFT ALLE..Zero Box.**

VARIATION BY THE AUTHOR:

Steve also indicated that you can directionally have the Hinge change to a Cast Off 3/4 by saying..**SLIP OUT OF A DIAMOND BUT THE LADIES CAST 3/4...**

SLIP OUT OF A DIAMOND. Cont.

A SINGING CALL:

HEADS SQUARE THRU..SWING THRU..BOYS RUN..GIRLS HINGE..
SLIP OUT OF A DIAMOND..FLUTTER WHEEL..SQUARE THRU 4..
SWING THE CORNER..PROMENADE..(16 Beat Prom. & melody line)

The action is easily mastered but it can and has been called directionally. It will be interesting to see the long term reaction to this call. We sure do get tired of calling Flip The Diamond and the ending formation of facing lines will provide a common formation to continue with your choreography. GIVE IT A TRY AND SEE HOW YOU FEEL. OH, BY THE WAY A ZIP TO A DIAMOND FOLLOWED BY A SLIP OUT OF A DIAMOND WORKS WELL.

ZERO BOX WAVE..ZIP TO A DIAMOND..SLIP OUT OF A DIAMOND..
FLUTTER WHEEL..SWEEP 1/4..SWING THRU..TURN THRU..LEFT ALLE..

FOLLOW YOUR NEIGHBOR FROM COLUMNS:

When calling Follow Your Neighbor actions from columns I often add.."Each Box" Follow Your Neighbor & spread etc...The ending formation will be a Tidal Wave.

ZERO LINE..TOUCH 1/4..EACH BOX..FOLLOW YOUR NEIGHBOR & SPREAD..
FAN THE TOP..SWING THRU..TURN THRU..LEFT ALLE..

ZERO LINE..TOUCH 1/4..EACH BOX..FOLLOW YOUR NEIGHBOR & SPREAD
GIRLS TRADE..GRAND SWING THRU..BOYS TRADE..BOYS RUN..
BEND THE LINE..SQUARE THRU 3/4..TRADE BY..LEFT ALLE..Zero Box.

ZERO LINE..TOUCH 1/4..ALL 8 CIRC..THE CTR. BOX..FOLLOW YOUR
NEIGHBOR & SPREAD..& FAN THE TOP..OUTSIDE BOYS RUN..
PING PONG CIRC..OUTSIDE ROLL..CTRS..SWING THRU..GRAND RIGHT &
LEFT.. (A NEAT FIGURE)

ZERO LINE..TOUCH 1/4..EACH BOX..FOLLOW YOUR NEIGHBOR..(Don't spread)
GRAND LEFT SWING THRU..THE CTR. FOUR..TRADE THE WAVE &..
FAN THE TOP..ENDS..HINGE & ROLL & STAR THRU..PING PONG CIRC..
THE WAVE RECYCLE & SQUARE THRU 3/4..LEFT ALLE..Zero Box.

SOME REMAKE THE THAR CHOREO:

WALK ALL AROUND THE LEFT HAND LADY..CATCH PARTNER LEFT..
MAKE AN ALLE. THAR..MEN BACK UP..REMAKE THE THAR..GIRLS BACK UP..
STOP THE THAR..**HEAD GIRLS RUN** & BEND THAT LINE & SQUARE THRU 4..
OTHERS HINGE & THE GIRLS RUN..PASS THRU..TRADE BY..LEFT ALLE. Z. Box.

CIRCLE 8..DO PASO..PARTNER LEFT..ALLE. THAR..MEN BACK UP..
REMAKE THE THAR..GIRLS BACK UP..**HEAD GIRLS RUN**..BEND THAT LINE..
& TOUCH 1/4..THE OTHERS SINGLE HINGE..THOSE WHO CAN..PASS THRU..
GIRLS CLOVERLEAF..BOYS TOUCH 1/4 & WALK & DODGE..STEP TO A WAVE..
BOYS FOLD..GIRLS SQUARE THRU 3/4..STAR THRU..CALIF. TWIRL..
COUPLES CIRC..BOYS RUN..GRAND RIGHT & LEFT..

ALLE. LEFT..BOX THE GNAT..WRONG WAY GRAND..CATCH PARTNER RIGHT..
WRONG WAY THAR..MEN BACK UP..REMAKE THE THAR..REMAKE THE THAR..
GRAND RIGHT & LEFT...(Or Turn Thru..Left Alle)

LOAD THE BOAT WITH A "TWIST".

I fell into an idea while calling some "Heads do the centers part of Load The Boat" I'm not sure any one has used Load The Boat in this way but it seems to have a different "twist" to it. See what you think. By the way the examples are with the dancers in a standard Load The Boat formation. The starting formation is from a "T" bone type set up but don't let that scare you..

STARTING FORMATION: The ends of what would be a line are normal ends as in standard facing lines. The centers are 1/2 sashayed and with their backs to the ends. (T bone) CHECK WITH 1st. EXAMPLE.

THE ACTION: The ends will do a normal Ends part of the Load the Boat and the centers will do the normal centers part.

ENDING FORMATION: Static square with the original centers facing out and the ends facing in.

HEADS STAR THRU & SPREAD..CTRS..TOUCH 1/4 & THE CTR GIRLS RUN..
LOAD THE BOAT.OUT FACERS..CLOVERLEAF..DOUBLE PASS THRU..
LEADS..PARTNER TRADE..LEFT ALLE..Zero Box.

ZERO LINE..PASS THRU..WHEEL & DEAL & SPREAD..CTRS..TOUCH 1/4..
CTR. GIRLS RUN..LOAD THE BOAT..IN FACERS SQUARE THRU 4..
OUT FACERS..PARTNER TRADE..SWING THRU..TURN THRU..LEFT ALLE..

ZERO LINE..PASS THRU..WHEEL & DEAL..DOUBLE PASS THRU..
CTRS. IN..CAST OFF 3/4..CTRS..PASS THE OCEAN..RECYCLE & VEER LEFT..
CTRS..CROSSFIRE..CTR. GIRLS RUN..LOAD THE BOAT..
OUT FACERS..CLOVERLEAF..CTRS..SQUARE THRU 3/4..STEP TO A WAVE..
GIRLS TRADE..RECYCLE..SWEEP 1/4 & ROLL..GIRLS TURN BACK..
GRAND RIGHT & LEFT...(The sweep 1/4 & roll has a right face roll)

Give this set up for Load The Boat a try if you have a group that likes to try various formations BUT REMEMBER THE ACTION IS PLAIN VANILLA.

DANCING THE PLUS PROGRAM.

ZERO LINE..PASS THE OCEAN..ALL 8 CIRC..RECYCLE..VEER LEFT..
CPLS..CIRC..CROSSFIRE..COORDINATE..3/4 TAG THE LINE..
BOYS SWING THRU..GIRLS PARTNER TRADE..EXTEND..BOYS RUN..
REVERSE THE FLUTTER..CROSS TRAIL THRU..LEFT ALLE..

ZERO LINE..PASS THE OCEAN..SWING THRU..SPIN THE TOP..
GRAND SWING THRU..GIRLS FOLD..PEEL THE TOP..RECYCLE..
PASS TO THE CTR..SQUARE THRU 3/4..LEFT ALLE..Zero Box.

ZERO LINE..PASS THRU..WHEEL & DEAL & SPREAD..PASS THRU..
PARTNER TRADE..TOUCH 1/4..BOYS ONLY..TRACK II..GIRLS CIRC ..
TO A CTR. BOX...GIRLS HINGE..FLIP THE DIAMONDS..GRAND RT. & LEFT.

ZERO BOX..SPIN CHAIN & EXCHANGE THE GEARS..BOYS CIRC. DOUBLE..
GIRLS TRADE..RECYCLE..VEER LEFT..CPLS. CIRC..CROSSFIRE..
GIRLS RUN..GRAND RIGHT & LEFT..

ZERO BOX..SWING THRU..GIRLS CIRC..BOYS TRADE..BOYS CROSS RUN..
GIRLS TRADE..TRADE THE WAVE..GRAND RIGHT & LEFT..

notes



FOR

Our 21st Year

CALLERS

JACK A. LASRY

1513 N. 46th AVENUE • HOLLYWOOD, FLORIDA 33021 • (305) 981-7788

JUNE 1989.

THE MAINSTREAM PROGRAM:

Q.S. Comments	25
Teaching Spin The Top	25
Spin The Top figures	26
Couples Hinge Choreo	26
Left Touch 1/4 Choreo.....	26
Dancing the Mainstream Program.....	27

THE PLUS PROGRAM:

Callerlab Q.S. "Goof"	27
A get out format	27
Plus Choreo. from the Trade By Formation	28
3/4 Tag The Line Choreo.....	28
D.B.D. Chase Right Choreo.....	28
Experimental Workshop	
Recycle the Diamond.....	29
Dancing the Plus Program	29

WE HAVE OPENINGS AT OUR CALLERS SCHOOL. JULY 30-AUG. 4th.

We have vacation plans for most of August & early Sept. that will take us camping out west. If we get into your area we will look you up with the help of the Square Dance Directory. We plan to be in So. Dakota, Wyoming, Utah, Colorado, Arizona and Nevada.

THE MAINSTREAM PROGRAM:

Q.S. Comments: The summer quarter has no Q.S. selection to be concerned about. I am wondering about the current trend in the Mainstream Q.S. program. We have three selections currently and all three are older calls that have been brought back. In recent travels I have called several Mainstream dances and talked with many callers who primarily call Mainstream programs and while they agree that there is not much to choose from among the newer ideas they have mixed emotions about being harnessed to these old calls for at least 6 months. The one call that seems to be the only one receiving much attention is Hang A Right with very little use of Cloverflo and a distaste for Grand Sweep.

I am suggesting to the Callerlab Convention Program planning committee that they consider having as a major topic at next years convention in Orlando an full review and membership discussion regarding the Q.S program. Perhaps it is time for a change in the program.

TEACHING SPIN THE TOP:

One of the problems you may see when using spin the Top with new dancers is the failure of the end dancers to move ahead to meet the ctr. dancers who are turning $3/4$. Seems like we need to say "girls move up" or "boys move up, meet the girls". Sure, lots of practice and time will eliminate this problem for most dancers but here are a couple of ideas that I use while teaching the call that help some....

I place on the floor a piece of tape that is a large plus sign. The demonstration couples step to a wave which places then on the taped line parallel to the facing couples. As the dancers turn $1/2$ they are still on the same tape but as the ctrs turn $3/4$, they move forward to the third quarter of the tape, count out the three $1/4$ turns. I now show how the ends will move up $1/4$ on the tape around the outside edges of the tape. I also say to the ends that as the centers finish their $3/4$ arm turn, look at the ctr. you are facing and move up to meet. I then develop a cue that goes like this.."Spin The Top..Ctrs.. 3..ends 1. This means the ctrs. turn $3/4$ while the ends move up $1/4$...

Another little problem can occur when you follow a Spin The Top with a Right & Left Thru. The new dancer may not be lined up in a parallel wave ending as they begin the Right & Left Thru or the girls turn away from the boys as the right hand walk by portion is danced. I find it a good idea to work in timing and hand hold stages to allow the dancer to get the feel for this soon to be common combination but one that for new dancers takes time to smooth out...

Last is the suggestion that the dancers be provided with the practice time to enter a Spin The Top from facing couples not only from established wave formations.

A FEW SPIN THE TOP FIGURES FOR CLASS DANCERS:

ZERO BOX..SPIN THE TOP..BOYS RUN..WHEEL & DEAL..SLIDE THRU..LEFT ALLE.

ZERO BOX..PASS THE OCEAN..SPIN THE TOP..BOYS RUN..
WHEEL & DEAL..LEFT ALLE..zero.

Cont.

SPIN THE TOP Cont.

ZERO BOX..PASS THRU..U TURN BACK..DOSADO..SPIN THE TOP..
SWING THRU..BOYS RUN..BEND THE LINE..LEFT ALLE..zero

ZERO LINE..PASS THRU..U TURN BACK..DOSADO..SPIN THE TOP..
SWING THRU..BOYS RUN..BEND THE LINE..zero.

ZERO LINE..PASS THE OCEAN..SWING THRU..SPIN THE TOP..
SPIN THE TOP..SWING THRU..BOYS TRADE..BOYS RUN..
BEND THE LINE..zero.

ZERO LINE..PASS THE OCEAN..SWING THRU..SPIN THE TOP..
SPIN THE TOP..SWING THRU..GIRLS RUN..BEND THE LINE..
STAR THRU..LEFT ALLE...

COUPLES HINGE AT THE MAINSTREAM PROGRAM:

The Couples Hinge action is a Two Faced Line action therefore any call that is a comfortable and appropriate two faced line action will work well.

DANCING COUPLES HINGE CHOREO.

ZERO BOX..SWING THRU..BOYS RUN..CPLS.CIRC..CPLS. HINGE..
VERY CTR. BOYS TRADE..CPLS HINGE..GIRLS TRADE..FERRIS WHEEL..
CTRS..SQ. THRU 3/4..DOSADO..STAR THRU..CROSS TRAIL THRU..LEFT ALLE.

ZERO BOX..SPIN THE TOP..BOYS RUN..CPLS..HINGE..1/2 TAG..
WALK & DODGE..PARTNER TRADE..STAR THRU..PASS TO THE CTR..
SQUARE THRU 3/4..LEFT ALLE..Zero Box..

ZERO LINE..PASS THRU..WHEEL & DEAL..CTRS. RIGHT & LEFT THRU &
VEER LEFT..CPLS. HINGE..1/2 TAG THE LINE..WALK & DODGE..
SWING THRU..TURN THRU..LEFT ALLE..

ZERO LINE..PASS THE OCEAN..GIRLS RUN..CPLS. HINGE..
VERY CTR. GIRLS TRADE..ALL GIRLS RUN..GIRLS TRADE..RECYCLE..
STAR THRU..PASS TO THE CTR..SQUARE THRU 3/4..LEFT ALLE. zero box.

HEADS SQ. THRU 4..SIDES ROLLAWAY 1/2 SASHAY..SWING THRU..
SPIN THE TOP..ALL BOYS RUN RIGHT..CTR. FOUR..CPLS HINGE &
WHEEL & DEAL..OUTSIDES CPLS..BEND TO FACE IN..CTRS. PASS THRU..
LEFT ALLE..Zero Box..

LEFT TOUCH 1/4 AS A MAINSTREAM BASIC:

Dancers react well to a Touch 1/4 but often when called upon to LEFT Touch 1/4 they simply touch left hands and forget to turn 1/4. If you have not used any Left Touch 1/4 figures see if this happens to your dancers, meanwhile lets play a bit with some Left Touch 1/4 figures.

ZERO LINE..LEFT TOUCH 1/4..BOYS RUN..TOUCH 1/4..BOYS RUN..zero.

ZERO LINE..LEFT TOUCH 1/4..ALL 8 CIRC..GIRLS RUN..LEFT ALLE..Z. Box.

ZERO LINE..LEFT TOUCH 1/4..ALL 8 CIRC..BOYS RUN..CTRS..PASS THRU..
CTRS. IN..CAST OFF 3/4..TOUCH 1/4..BOYS RUN..CTRS. PASS THRU..
LEFT ALLE..Zero Box.

DANCING THE MAINSTREAM PROGRAM:

ZERO BOX..SWING THRU..SCOOT BACK..BOYS CIRC..GIRLS TRADE..
RECYCLE..SWEEP 1/4..(ZERO LINE) TOUCH 1/4..WALK & DODGE..
TRADE BY..SWING THRU..TURN THRU..LEFT ALLE..

ZERO LINE..SLIDE THRU..SPIN THE TOP..SINGLE HINGE..
ALL 8 CIRC..WALK & DODGE..OUTSIDES CLOVERLEAF..
CTRS..TOUCH 1/4 & WALK & DODGE..SWING THRU..BOYS RUN..
TAG THE LINE..LADY GO LEFT..GENTS RIGHT..LEFT ALLE..

ZERO LINE..PASS THE OCEAN..SCOOT BACK..GIRLS CIRC..
BOYS TRADE..SPIN THE TOP..RECYCLE..SWEEP 1/4..LEFT ALLE..Z. box.

ZERO LINE..PASS THE OCEAN..GIRLS TRADE..RECYCLE..VEER LEFT..
CPLS. CIRC..CPLS..HINGE..VERY CTR. BOYS TRADE..
CHAIN DOWN THE LINE..PASS THRU..TRADE BY..LEFT ALLE..Zero box.

ZERO LINE..BOYS SCOOT BACK..GIRLS DODGE..CTRS..TRADE..
SWING THRU..SPLIT CIRC..WALK & DODGE..PARTNER TRADE..
& FACE YOUR PARTNER (ROLL) GRAND RIGHT & LEFT..

HEADS SQUARE THRU 4..WITH THE OUTSIDES..SQUARE THRU 4 MORE..
PARTNER TRADE..SQUARE THRU 4..CTRS..SQUARE THRU 3/4..
CTRS. IN..CAST OF 3/4..STAR THRU..ZOOM.. SQUARE THRU 3/4..
LEFT ALLE.. Zero Box.

THE PLUS PROGRAM: COMMENT ON THE CURRENT PLUS Q.S. CALL.

You no doubt have become aware that the present Plus Q.S. selection, Slip Out Of A Diamond, has two definitions as a result of a Callerlab mistake. The call had been published by several note services and subsequently placed upon the ballot for Q.S. voting with the same definition as previously published. The call received the votes necessary for selection and when the press release came out the ending action of a Courtesy Turn was changed to a Cast Off 3/4. I will not mention any names but the person who did this acted in extremely poor judgement as it was not his position to make such changes in the any call. So Callerlab has created a problem that will only cause confusion among the callers and dancers. Upon receiving the Callerlab release I spoke with the author and with the Plus Q.S. chairman to get the story on what took place as we really cannot have a call published and voted upon with one definition then change the definition that was accepted by a vote of the membership. I am not sure what Callerlab will do to explain this action but it is my opinion that they better explain themselves. I have shown the call as the author intended and as published in the May notes. Frankly I'm not that impressed with the call.

A NICE GET OUT FORMAT:

From a Zero Line formation call a Pass Thru & Wheel & Deal. Have the centers step into a wave. This is the format. Now you can call any number of Ping Pong Circulates and at the end of the last one you call have the outsides Roll and the centers Swing Thru and you can call a Grand Right & Left.

ZERO LINE..PASS THRU..WHEEL & DEAL..CTRS. STEP TO A WAVE..
PING PONG CIRC..OUTSIDES ROLL..CTRS. SWING THRU..GRAND RT. &
LEFT.

THE PLUS PROGRAM:

From time to time I like to use some of the Plus Calls from the Trade By Formation that are used most commonly from couples back to back in lines facing out. Here are a few ideas for you to play with.

ZERO BOX..SWING THRU..BOYS RUN..CROSSFIRE..WALK & DODGE..
CHASE RIGHT..BOYS RUN..LEFT ALLE..Zero Box.

ZERO LINE..TOUCH 1/4..WALK & DODGE..CTRS..PASS THRU..
CTRS. CHASE RIGHT..OUTSIDE BOYS RUN RIGHT..(columns)
ALL 8 CIRC..BOYS RUN..STEP TO A WAVE..RECYCLE..LEFT ALLE..

ZERO LINE..TOUCH 1/4..(each box) FOLLOW YOUR NEIGHBOR & SPREAD..
GIRLS TRADE..SINGLE HINGE..WALK & DODGE..CTRS.STEP TO A WAVE..
OUTSIDES PARTNER TRADE..PING PONG CIRC..EXTEND..
EXPLODE THE WAVE..PARTNER TRADE & ROLL..GRAND RIGHT & LEFT..

ZERO LINE..TOUCH 1/4..WALK & DODGE..OUTSIDES CLOVERLEAF..
CTRS. PASS THE OCEAN..& RECYCLE..DOUBLE PASS THRU..
TRACK II..GIRLS TRADE..RECYCLE..LEFT ALLE..Zero Box.

3/4 TAG THE LINE CHOREOGRAPHY:

HEAD LADIES CHAIN..HEADS ROLLAWAY..SIDES RIGHT & LEFT THRU..
SIDE LADIES CHAIN..SIDES SQUARE THRU 4..SPLIT TWO..AROUND ONE
TO A LINE..PASS THRU..3/4 TAG THE LINE..GRAND RIGHT & LEFT..

ZERO LINE..PASS THRU..WHEEL & DEAL & SPREAD..PASS THRU..
3/4 TAG THE LINE..THE WAVE..LINEAR CYCLE & SWEEP 1/4..
OUTSIDES..PARTNER TRADE..DOUBLE PASS THRU..TRACK II..
ALL 8 CIRC..GIRLS TRADE..SWING THRU..BOYS RUN..
CROSSFIRE..BOYS TURN BACK..GRAND RIGHT & LEFT..

ZERO BOX..SWING THRU..BOYS RUN..TAG THE LINE..CTRS. IN..
CAST OFF 3/4..PASS THRU..3/4 TAG THE LINE..
GIRLS SWING THRU..SPIN THE TOP & HINGE..BOYS TRADE & ROLL
& BOYS TOUCH 1/4..(columns) ALL 8 CIRC..CTR. BOYS RUN..
OUTSIDE GIRLS TURN BACK..SQ. THRU 3/4..LEFT ALLE..

D.B.D CHOREO WITH CHASE RIGHT:

HEADS STAR THRU & SPREAD..PASS THRU..CHASE RIGHT..
ENDS CIRC..CTRS. TRADE..WALK & DODGE..CHASE RIGHT..
GIRLS TRADE..EXPLODE &..PASS THE OCEAN..SWING THRU..
TURN THRU..LEFT ALLE..

ZERO LINE..PASS THE OCEAN..SWING THRU..BOYS RUN..TAG THE LINE IN..
PASS THRU..BOYS CHASE RIGHT THEN WALK & DODGE..GIRLS. CROSS FOLD..
PASS THRU..CHASE RIGHT..ALL 8 CIRC..BOYS RUN..
DOUBLE PASS THRU..TRACK II..SCOOT BACK..GRAND RIGHT & LEFT..

ZERO LINE..PASS THRU..TAG THE LINE IN..PASS THRU..CHASE RIGHT..
SINGLE HINGE..FAN THE TOP..SINGLE HINGE..BOYS RUN..
STEP TO A WAVE..BOYS FOLD..GIRLS PEEL OFF..
BOYS STEP IN & TRADE..GRAND RIGHT & LEFT..

EXPERIMENTAL WORKSHOP:

RECYCLE THE DIAMOND.. Doren McBroom MD.

STARTING FORMATION: Right or Left Hand normal Diamonds.

THE ACTION: The Points do a Cross Fold as the centers do one Diamond Circulate then Fold..

ENDING FORMATION: Parallel Diamonds end in an 8 Chain Thru Formation.

COMMENTS: The starting motion for the points is a normal ends Cross Fold portion of a Recycle. The Centers will do the normal Diamond Circulate then add a simple Fold. You may wish to have the ctrs. place their hand on the shoulder of the Point dancer they are following and hang on as the Points Cross fold the ctrs will turn back beside them. I like the idea.

ZERO BOX..SWING THRU..BOYS RUN..GIRLS CAST OFF 3/4..
RECYCLE THE DIAMOND..LEFT ALLE..Zero..

ZERO LINE..PASS THE OCEAN..GIRLS TRADE..RECYCLE..VEER LEFT..
CPLS. CIRC..GIRLS HINGE..CTR. GIRLS TRADE..RECYCLE THE DIAMOND..
SQUARE THRU 3/4..TRADE BY..LEFT ALLE..Zero Box.

THIS EXAMPLE HAS THE BOYS AS CENTERS OF THE DIAMOND.

ZERO LINE..RT. & LEFT THRU..PASS THE OCEAN..SWING THRU..BOYS RUN..
GIRLS HINGE..DIAMOND CIRC...RECYCLE THE DIAMOND..GR. RIGHT & LEFT..

DANCING THE PLUS PROGRAM:

ZERO BOX..SWING THRU..GIRLS FOLD..PEEL THE TOP..
GRAND SWING THRU..SINGLE HINGE..TRIPLE SCOOT..
GIRLS RUN..GRAND RIGHT & LEFT..

ZERO LINE..PASS THE OCEAN..SWING THRU..BOYS TRADE..GIRLS FOLD..
PEEL THE TOP..GRAND SWING THRU..BOYS RUN..CROSSFIRE..
FOLLOW YOUR NEIGHBOR & SPREAD..RECYCLE..LEFT ALLE..Zero Box.

ZERO LINE..STAR THRU..PASS THRU..CHASE RIGHT..ALL 8 CIRC..
SINGLE HINGE..FAN THE TOP..BOYS RUN..FERRIS WHEEL..
SQUARE THRU BUT ON THE 3RD HAND..STAR A DIXIE GRAND..LEFT ALLE.

ZERO LINE..TOUCH 1/4..WALK & DODGE..CHASE RIGHT..ALL 8 CIRC..
COORDINATE..CPLS. CIRC..CROSSFIRE..WALK & DODGE..
U TURN BACK..GRAND RIGHT & LEFT...

HEADS ROLLAWAY..CIRCLE 8..GIRLS SQUARE THRU 4..
CTRS. IN..CAST OFF 3/4..BOYS CROSS FOLD..GIRLS..
SWING THRU & TURN THRU..STAR THRU WITH THE BOYS..
BOYS CAST OFF 3/4..VERY CTR. BOYS TRADE..BOYS TRADE THE WAVE..
BOYS HINGE..SLIP THE CLUTCH..LEFT ALLE..

A NICE GET OUT USING COORDINATE:

ACROSS THE STREET BOX..RIGHT & LEFT THRU..SLIDE THRU..
TOUCH 1/4..COORDINATE..BOYS RUN..GRAND RIGHT & LEFT..

notes



FOR

Our 21st Year

CALLERS

JACK A. LASRY

1513 N. 46th AVENUE • HOLLYWOOD, FLORIDA 33021 • (305) 981-7788

JULY 1989.

THE MAINSTREAM PROGRAM:

Getting the most out of Zoom.....	30
Mainstream for new Grads.....	31
Spin The Top Choreo.....	31
Dancing the Mainstream Program.....	32

THE PLUS PROGRAM:

Crossfire for ALL Plus Dancers.....	32	33
Spin Chain The Gears but turn the Star 1/2.....	33	
Dancing the Plus Program.....	34	
Experimental. Load 1..2..3.....	34	

TWO OPENINGS REMAIN IN OUR CALLERS SCHOOL FOR THIS SUMMER.
CALLERS MUST BE CALLING SOME CLUB DANCES TO QUALIFY.
INTERESTED? CALL ME. (305) 981-7788

THE MAINSTREAM PROGRAM:

GETTING THE MOST OUT OF ZOOM.

It seems that we primarily use Zoom from a starting Double Pass Thru Formation. When used from the completed Double Pass Thru formation it causes some confusion so let's start with reviewing the basic action for the dancers then use a few dance examples. Call a few Zoom actions from the Double Pass thru formation, then call a Double Pass Thru and call a Zoom. Remind the trailing dancers to step ahead as the leaders start their action. It can get very crowded in the center if the trailers fail to step forward. Tell the leaders that they must end facing the same wall as they are looking at now, only they will be directly behind the trailing dancer just as they are used to doing.

DANCING ZOOM FROM THE COMPLETED DOUBLE PASS THRU FORMATION.

HEADS STAR THRU..DOUBLE PASS THRU..ZOOM..
LEADS..PARTNER TRADE..LEFT ALLE..Zero Box.

ZERO LINE..PASS THRU..WHEEL & DEAL..ZOOM..DOUBLE PASS THRU..
ZOOM..LEADS PARTNER TRADE..PASS THE OCEAN..SPIN THE TOP..
GRAND RIGHT & LEFT..

ZERO LINE..PASS THRU..WHEEL & DEAL..DOUBLE PASS THRU..CTRS. IN..
CAST OFF 3/4..PASS THRU..WHEEL & DEAL..DOUBLE PASS THRU..
ZOOM..BOYS U TURN BACK..TOUCH 1/4..BOYS TRADE..BOYS RUN..
TAG THE LINE..LADIES GO LEFT..GENTS RIGHT..LEFT ALLE..

JUST THE GIRLS OR JUST THE BOYS ZOOM.

From the standard Zoom starting formations and the dancers in normal partner pairings have just the Girls or call just the Boys do the Zoom. A few dance examples.

HEADS STAR THRU..JUST THE GIRLS ZOOM..DOUBLE PASS THRU..
LEADS PARTNER TRADE..SWING THRU..BOYS RUN..BEND THE LINE..
RIGHT & LEFT THRU..SLIDE THRU..LEFT ALLE..zero box

HEADS STAR THRU..JUST THE BOYS ZOOM.. DOUBLE PASS THRU..
LEADS PARTNER TRADE..SWING THRU..BOYS RUN..BEND THE LINE..
SLIDE THRU..LEFT ALLE..zero box.

ZOOM FROM THE COLUMN FORMATION. A good workshop formation.

From columns the Zoom action can be a bit of a challenge but it is still a basic Zoom. From Zero lines Touch 1/4..Point out to the girls that they are the leaders and will "peel" back as the boys step ahead.

ZERO LINE..TOUCH 1/4..(Girls you are the leaders) ZOOM..
BOYS RUN..PASS THRU..LEFT ALLE..

ZERO LINE..TOUCH 1/4..ALL 8 CIRC..(Boys you are the leaders)
ZOOM..GIRLS RUN..PASS THRU..GRAND RIGHT & LEFT..

MAINSTREAM FOR THE NEW GRADS.

I hope that you are in a position to provide a Mainstream dance program for the new graduates and not be forced to push them on to Plus by the club you teach for or by the fact that your area has no Mainstream clubs. These new dancers need a while to become DANCERS. No matter how good they seem they need to dance and explore what Mainstream has to offer..Go **EASY !!!!!**

THE FOLLOWING DANCE EXAMPLES FOR DANCE REACTION & POSITIONING.

ZERO BOX..DOSADO TO A WAVE..ALL 8 CIRC..SINGLE HINGE..
SPLIT CIRC..SCOOT BACK..WALK & DODGE..PARTNER TRADE..
SQUARE THRU (4) TRADE BY..LEFT ALLE.. zero box.

ZERO LINE..RIGHT & LEFT THRU..FLUTTER WHEEL..SWEEP 1/4..
VEER LEFT..CPLS.CIRC..FERRIS WHEEL..DOUBLE PASS THRU..
LEAD CPL..PARTNER TRADE..PASS THRU..LEFT ALLE..

ZERO LINE..PASS THRU..BEND THE LINE..PASS THRU..WHEEL & DEAL..
DOUBLE PASS THRU..LEADS..U TURN BACK..DOSADO TO A WAVE..
GIRLS TRADE..BOYS TRADE..CENTERS TRADE..BOYS RUN..
STAR THRU..PASS THRU..LEFT ALLE..

ZERO BOX WAVE..SCOOT BACK..SPLIT CIRC..SCOOT BACK..
CTRS. TRADE..WALK & DODGE..PARTNER TRADE..SLIDE THRU..
LEFT ALLE..zero box..

SPIN THE TOP AS A "FEATURED" BASIC.

Spin The Top like most arm turn calls can be called from facing couples, no need to establish an Ocean Wave. Also some dancers have problems with Spin The Top if it is not called **AFTER** a Swing Thru. We also have to remind many dancers that the ends move up to become the ends of the wave...Let's work on it....

ZERO BOX..SPIN THE TOP..SINGLE HINGE..BOYS RUN..
PASS THE OCEAN..SPIN THE TOP..BOYS RUN..BEND THE LINE..
STAR THRU..PASS TO THE CTR..SQUARE THRU 3/4..LEFT ALLE.

ZERO BOX..WAVE..ALL 8 CIRC..SPIN THE TOP..SINGLE HINGE..
ALL 8 CIRC..GIRLS RUN..BOX THE GNAT..FAN THE TOP..
SPIN THE TOP..BOYS RUN..GIRLS TRADE..CPLS. CIRC..
BOYS RUN..GRAND RIGHT & LEFT..

A LEAD TO THE RIGHT EQUIV.

HEADS SPIN THE TOP..TURN THRU..

A SPIN THE TOP ZERO.

STANDARD FACING COUPLES..PASS THE OCEAN..SPIN THE TOP..
BOYS RUN..WHEEL & DEAL..

A NICE GET OUT.

ZERO LINE..PASS THRU..WHEEL & DEAL..DOUBLE PASS THRU..
LEADS..PARTNER TRADE..PASS THE OCEAN..SPIN THE TOP..
GRAND RIGHT & LEFT..

DANCING THE MAINSTREAM PROGRAM:

ZERO LINE..PASS THE OCEAN..SWING THRU..BOYS RUN..
TAG THE LINE LEFT..CPLS. CIRC..FERRIS WHEEL..
DOUBLE PASS THRU..CTRS..IN..CAST OFF 3/4..LINES UP & BACK..
CTRS..SQUARE THRU 4..ENDS SLIDE THRU..SQUARE THRU 3/4..
LEFT ALLE..

ZERO LINE..RIGHT & LEFT THRU..DIXIE STYLE TO A WAVE..(BAL)
BOYS CIRC..BOYS CROSS RUN..ALL 8 CIRC..GIRLS RUN..
BEND THE LINE..TOUCH 1/4..BOYS RUN..LEFT ALLE..zero box.

ZERO BOX..TOUCH 1/4..SPLIT CIRC..SCOOT BACK..CTRS. TRADE..
SPIN THE TOP..SINGLE HINGE..ALL 8 CIRC..BOYS RUN..
DOUBLE PASS THRU..CLOVERLEAF..ZOOM..SWING THRU..
TURN THRU..LEFT ALLE..zero box..

ZERO LINE..PASS THE OCEAN..GIRLS HINGE..VERY CTR. GIRLS TRADE..
GIRLS CAST OFF 3/4..BOYS CIRC ONE SPOT..RECYCLE..
VEER LEFT..CPLS. CIRC..COUPLE HINGE..CHAIN DOWN THE LINE..
PASS THE OCEAN..SPIN THE TOP..TURN THRU..LEFT ALLE..

ZERO LINE..SLIDE THRU..EIGHT CHAIN 2..TOUCH 1/4..
WALK & DODGE..BOYS FOLD..STAR THRU..CPLS.CIRC..
BOYS TRADE..BOYS RUN..GIRLS TRADE..GIRLS RUN..
1/2 TAG THE LINE..BOYS RUN..LEFT ALLE..zero line..

THE PLUS PROGRAM. The Q.S. Controversy!!!!

Last month I mentioned the fact that Callerlab changed the definition of the Q.S selection Slip Out Of A Diamond from the original way it was published and voted upon. The problem was discussed and it was decided to keep the definition the way they changed it. I feel that Callerlab needs to stop making the kind of mistakes that give it a bad image and not allow this type of action to happen again. So, the ending action of Slip Out of a Diamond is a Cast Off 3/4 not a 3/4 Courtesy Turn as in Chain Down the Line.

CROSSFIRE FOR ALL PLUS DANCERS:

Crossfire seems to be on the low end of the popularity poll with many Plus callers and dancers. The call is really not all that bad, in fact I feel it is a GOOD call that is getting a "bad rap". Crossfire from standard two faced lines sets up standard columns, standard Scoot Back boxes from which the following calls are easily used. Take another look at Crossfire if you are not using it...

TEACHING CROSSFIRE:

From a Zero Box do a Swing Thru & Boys Run to set up a common Two Faced Line..Tell the boys that the Ends Part is a Cross Fold which is the same action as they do in a Recycle..O.K. boys..Cross Fold and FREEZE. Tell the girls to Trade...now girls step ahead (extend) and take right hands with the boys next to you..All finished...Work the action in combination, Boys Cross Fold..Girls Trade & step ahead, a few times and you are all set. When you work with the girls (centers) have them trade and hesitate until they see the boy they will extend to meet, once they get the "feel" of the action it really should go well. Dance examples on the next page.

WORKSHOP FIGURES FEATURING CROSSFIRE.

ZERO BOX..WAVE..GIRLS TRADE..SWING THRU..BOYS RUN..
CROSSFIRE..TRIPLE SCOOT..BOYS RUN..LEFT ALLE..zero box.

ZERO BOX..SWING THRU..BOYS RUN..**CROSSFIRE..** COORDINATE..
BOYS CIRC..WHEEL & DEAL..LEFT ALLE..zero box.

ZERO BOX..RIGHT & LEFT THRU..VEER LEFT..FERRIS WHEEL..
CTRS..VEER LEFT..CTRS..**CROSSFIRE..WALK & DODGE..**
RIGHT & LEFT THRU..PASS THRU..TRADE BY..LEFT ALLE. zero box.

ZERO LINE..PASS THE OCEAN..RECYCLE..VEER LEFT..CPLS. CIRC..
CROSSFIRE..ALL 8 CIRC..BOYS RUN..LEFT ALLE..zero box.

ZERO LINE..PASS THE OCEAN..GIRLS CIRC..GIRLS RUN..
TAG THE LINE RIGHT..**CROSSFIRE..ALL 8 CIRC..**
BOYS RUN..RIGHT & LEFT THRU..VEER LEFT..**CROSSFIRE..**
(each box) WALK & DODGE..U TURN BACK..GRAND RIGHT & LEFT..

When the normal position Crossfire is working well from parallel two
faced lines then work with tidal two faced lines with dancers in
normal partner position.

ZERO BOX..SWING THRU..BOYS RUN..CPLS. HINGE..(Each two
faced line) **CROSSFIRE..SCOOT BACK..BOYS RUN..STAR THRU..**
PASS TO THE CTR..SQUARE THRU 3/4..LEFT ALLE..

ZERO BOX..SWING THRU..BOYS RUN..CPLS HINGE..
VERY CTR. BOYS TRADE..**CROSSFIRE..WALK & DODGE..**
PARTNER TRADE & ROLL..GRAND RIGHT & LEFT..

ZERO LINE..PASS THE OCEAN..GIRLS TRADE..RECYCLE..
VEER LEFT..CPLS. CIRC..CPLS. HINGE..CTR. BOYS TRADE..
CROSSFIRE..FOLLOW YOUR NEIGHBOR & SPREAD..BOYS CIRC..
GIRLS TRADE..SCOOT BACK..GRAND RIGHT & LEFT...

SPIN CHAIN THE GEARS BUT TURN THE STAR 1/2:

Tired of Spin Chain The Gears the same old way all the time?
Workshop this idea with the dancers and they will have to listen all
the way thru.. Not for every group but a good idea for a workshop
tip. The action from standard parallel waves has the star turn 3/4 or
3 positions, simply have the star turn 1/2 or 2 positions then
continue the action as normal. After the star turns 1/2, the boys will
remain in the ctr. wave for the very ctr. boys to trade then with the
end boy Cast Off 3/4 and the girls will turn back (away from the
star) ending in parallel waves with the boys as centers.

ZERO BOX..SPIN CHAIN THE GEARS..**BUT TURN THE STAR TWO POSITIONS..**
BOYS RUN..FERRIS WHEEL..SQUARE THRU 3/4..LEFT ALLE.zero box.

ZERO LINE PASS THE OCEAN..SPIN CHAIN THE GEARS..**BUT TURN THE STAR
TWO POSITIONS..GIRLS CIRC..BOYS RUN..WHEEL & DEAL..LEFT ALLE.**

ZERO LINE..PASS THRU..WHEEL & DEAL..DOUBLE PASS THRU..
CLOVERLEAF..ZOOM..CTRS. PASS THRU..SPIN CHAIN THE GEARS..
BUT TURN THE STAR TWO POSITIONS..GRAND RIGHT & LEFT..

DANCING THE PLUS PROGRAM

ZERO LINE..PASS THRU..3/4 TAG THE LINE..LEADERS..TRADE & ROLL..
AND LOAD THE BOAT..CTRS..FAN THE TOP..HINGE & WALK & DODGE..
PASS THRU..LEFT ALLE..

ZERO BOX..TOUCH 1/4..CTRS..TRADE & CTRS. RUN..
ENDS CIRC. ONCE & FACE IN..CTRS. FOLLOW YOU NEIGHBOR & SPREAD..
PING PONG CIRC..THE WAVE..RECYCLE..DIXIE GRAND..LEFT ALLE..

ZERO LINE..STAR THRU..PASS THE OCEAN..GRAND SWING THRU..
CTR. 4...RECYCLE..SWEEP 1/4 & SQUARE THRU 3/4..
ENDS HINGE & THE BOYS RUN..LEFT ALLE..zero box.

HEADS TOUCH 1/4..WALK & DODGE..RELAY THE DEUCEY..
SWING THRU..BOYS RUN..CROSSFIRE..COORDINATE..
CPLS. CIRC..BOYS RUN..EXTEND..GRAND RIGHT & LEFT..

ZERO LINE..PASS THE OCEAN..GIRLS TRADE..BOYS FOLD..
PEEL THE TOP..HINGE..BOYS RUN..BOX THE GNAT..GRAND RIGHT & LEFT.

ZERO LINE..PASS THE OCEAN..SWING THRU..GIRLS FOLD..
PEEL THE TOP..HINGE..GIRLS RUN..GRAND RIGHT & LEFT..

ZERO LINE..LEFT TOUCH 1/4..ALL 8 CIRC..with a left..
SINGLE HINGE..BOYS TRADE..(each wave) TRADE THE WAVE..
RECYCLE..LOAD THE BOAT..PASS TO THE CTR..
SQUARE THRU 3/4..LEFT ALLE..

EXPERIMENTAL: LOAD 1-2 OR 3 AND ANYTHING. Rick Smith.

Load 1, means the ends will pass one person then face in..Load 2, means the ends will pass two people then face in, and Load 3, is a normal Load the Boat action for the ends of a line. The "And" indicates that the centers will do the callers command.. Easy enough to follow. Note: You can change the ending action of the ends by adding an right..left..or out, indicating that after the ends pass the designated number of dancers they will make the directed facing turn as in a Tag action.

ZERO LINE..LOAD 2 & SWING THRU..(ends in a 1/4 tag formation) ..
RECYCLE..PASS THRU..BOX THE GNAT..GRAND RIGHT & LEFT..

HEADS STAR THRU & SPREAD..LOAD 1 & PASS THE OCEAN..EXTEND..
EXPLODE & RIGHT & LEFT THRU..DIXIE STYLE TO A WAVE..
BOYS TRADE..LEFT ALLE..

ZERO LINE..PASS THRU..WHEEL & DEAL & SPREAD..
LOAD 3 & ROLL..CTRS. RIGHT & LEFT THRU..ALL TOUCH 1/4..
ALL 8 CIRC..(each box) WALK & DODGE..TRADE BY..LEFT ALLE..

HEADS PASS THRU..SEPARATE AROUND ONE TO A LINE..
LOAD 3 RIGHT..CTRS. PASS THRU..U TURN BACK & TOUCH 1/4..
COORDINATE..CPLS. CIRC..GIRLS GO TWICE..GIRLS HINGE..
DIAMOND CIRC..FLIP THE DIAMOND..EXPLODE & LOAD THE BOAT..
PASS THRU..U TURN BACK.. PASS THRU..GRAND RIGHT & LEFT.

notes



FOR

Our 21st Year

CALLERS

JACK A. LASRY

1513 N. 46th AVENUE • HOLLYWOOD, FLORIDA 33021 • (305) 981-7788

AUGUST-SEPTEMBER 1989.

THE MAINSTREAM PROGRAM:

The Column Formation.....	35
Dancing Column Choreo.....	36
Recruiting for the Fall Class Program.....	36
Retaining the Class Dancer.....	37 38
Dancing The Mainstream Program.....	39
1/2 Tag Get Outs	39
Dancing Mainstream D.B.D.	39

THE PLUS PROGRAM:

Finish Like A Relay The Deucey.....	40
"As Couples" Choreo for the Plus Dancer.....	40
A Good Look at Peel The Top	41
Linear Cycle from the Center Wave of Formations	41
Dancing The Plus Program.....	42
Dancing Plus D.B.D.....	42
Get Outs.....	42
Explode And..The Plus Emphasis Call.....	43

The reason I have sent out a Double Issue is we will be on vacation during the time I would be sending out the September issue.

THERE WILL NOT BE A PLUS Q.S SELECTION FOR THE NEXT QUARTER.

Current Mainstream Q.S. Calls: HANG A RIGHT..CLOVERFLO..GRAND SWEEP.

Current Plus Q.S. Calls: ZIP TO A DIAMOND..SLIP OUT OF A DIAMOND.

THE MAINSTREAM PROGRAM: THE COLUMN FORMATION.

I have listed some GOOD information regarding the Column Formation that will be helpful to both the Modular caller & the Sight Caller.

STARTING FROM A ZERO COLUMN..(Zero Line..Touch 1/4.)

1. Girls Run..Grand Right & Left.
2. Boys Run..Left Alle.(From the Trade By Formation)

ZERO COLUMN..ALL 8 CIRCULATE.

1. Boys Run..Left Alle. (From a Zero Box)
2. Girls Run..Grand Right & Left.

ZERO LINE..ROLLAWAY 1/2 SASHAY..TOUCH 1/4.

1. Boys Run..Pass Thru..Left Alle.
2. Boys Run..Box The Gnat..Grand Right & Left.

ZERO LINE..RIGHT & LEFT THRU..ROLLAWAY..TOUCH 1/4.

1. Boys Run..Square Thru 3/4..Left Alle..
2. All 8 Circ..Girls Turn Back..Left Alle..(Zero Box)
3. All 8 Circ. Double..Boys Turn Back..Grand Right & Left.
4. All 8 Circ. Double..Girls Turn Back..Left Alle.

LEFT HAND COLUMNS SET UP WITH A LEFT TOUCH 1/4.

ZERO LINE..LEFT TOUCH 1/4..

1. Boys Run..Grand Right & left.
2. Girls Run..Left Alle.

ZERO LINE..LEFT TOUCH 1/4..ALL 8 CIRC.

1. Girls Run..Left Alle. (Zero Box)
2. Boys Run..Grand Right & Left.

ZERO LINE..LEFT TOUCH 1/4..ALL 8 CIRC. DOUBLE.

1. Boys Run..Grand Right & Left.
2. Girls Run..Left Alle..(Trade by Formation)

ZERO LINE..ROLLAWAY 1/2 SASHAY..LEFT TOUCH 1/4.

1. Girls Run..Grand Right & Left.

ZERO LINE. ENDS TOUCH 1/4..CENTERS LEFT TOUCH 1/4.

1. Boys Run..Ctrs. In Cast Off 3/4..Zero.. (Zero line)
2. Girls Run..Double Pass Thru..Ctrs. In..Cast Off 3/4..
(Out of Seq. Line) Cross Trail Thru..Left Alle..

This page is a good reference guide. Pick on one or two and include them in your dance program from time to time..

DANCING SOME COLUMN CHOREOGRAPHY.

ZERO LINE..TOUCH 1/4..ALL 8 CIRC..(Each Box) SCOOT BACK..
(Each Box) WALK & DODGE..CTRS. SQUARE THRU 3/4..
CTRS. IN..CAST OFF 3/4..CTR. 4..SQUARE THRU 4..
ENDS STAR THRU..DOSADO TO A WAVE..RECYCLE..LEFT ALLE..

HEADS TOUCH 1/4..WALK & DODGE..SLIDE THRU..TOUCH 1/4..
ALL 8 CIRC..BOYS RUN..DO SA DO TO A WAVE..RECYCLE..(Zero Box)
LEFT TOUCH 1/4..BOYS RUN..TOUCH 1/4..BOYS RUN..LEFT ALLE..

ZERO BOX..SLIDE THRU..TOUCH 1/4..ALL 8 CIRC. DOUBLE..
GIRLS RUN..PASS THRU..GRAND RIGHT & LEFT..

ZERO LINE..RIGHT & LEFT THRU..ROLLAWAY 1/2 SASHAY..
TOUCH 1/4..ALL 8 CIRC..CTR. 4..BOX CIRC..CTRS. WALK & DODGE..
OUTSIDE GIRLS U TURN BACK..RIGHT & LEFT THRU..VEER LEFT..
FERRIS WHEEL..SQUARE THRU 3/4..LEFT ALLE..

ZERO LINE..PASS THE OCEAN..ALL 8 CIRC..GIRLS RUN..BEND THE LINE..
TOUCH 1/4..ALL 8 CIRC..BOYS RUN..TRADE BY..PASS THRU..
BOYS RUN..GIRLS U TURN BACK..LEFT ALLE..zero box

RECRUITING TIME FOR THE FALL CLASS PROGRAM:

NOW...is the time to plan a REAL recruitment program so the 1989 class programs will be larger then they have been. Here are a few ideas.

1. Club members wear a badge that says.."Ask Me About Square Dancing"
2. Plan to use the Callerlab Video. GET IT ON TV & AND THE RADIO.
3. Demonstrations at mall & shopping centers that show SIMPLE Square Dancing. If possible activate the spectators and have information flyers available and also TAKE NAMES & phone numbers & follow up...
4. Flyers & Posters placed in neighborhood locations.
5. Invitation announcements for club members to pass along to friends etc.
6. If you dance in a Recreation hall or Church hall have the class information in the bulletin that is sent out.
7. Have an article written about the Class & Square Dancing placed in local newspapers.

PROMOTION FOR SQUARE DANCING IS A LONG TERM PROJECT: A few ideas.

1. Have the Callers Assoc. advertise that they can supply callers for party Square Dances. Have flyers ready to hand out at all one nighters.
2. At club picnics have dancing. The music will attract spectators and if you get them up to dance they may be interested. Also have flyers for the class program and TAKE names & phone numbers for follow up.
3. Take part in all civic functions, parades & holiday activities. Keep Square Dancing in the public eye.

RETAINING THE CLASS DANCER:

From the first night of class there are forces beyond our control that will work against each class members goal of completing the class and becoming a SQUARE DANCER. These forces such as job change, illness, family problems etc. will force some folks to drop out of class. The "Drop Out" due to forces we have no control over we must accept as part of any class program. The one's that leave our class because we have "PUSHED" them out due to poor teaching, trying to teach to much for them to learn in a short period of time, a short teaching fuse, lack of dancing for fun & success to build up their confidence and many other aspects of class WE DO HAVE CONTROL OVER.

IMPORTANT ASPECTS FOR THE RETENTION OF CLASS DANCERS.

1. Be aware of the feelings, fears and mixed personalities of those who are attending the class. Especially during the first month or so.
2. A good teacher will have lots of patience.
3. A strong regard for the feelings of others.
4. Add humor to the program.
5. Get to know the class members by name as soon as possible.
6. Avoid a tone of voice that shows you are annoyed with them.
7. Create an atmosphere for learning that is relaxed and positive.
8. Have ways to gain their attention without being offensive.
9. Avoid singling out an individual who is having a problem.
10. Visit with the dancers between tips. Avoid visiting with the same few dancers, move around the floor to various locations.
11. Show your enthusiasm thru out the length of the program. It shows you really enjoy calling and teaching.

IMPORTANT ASPECTS IN THE PRESENTATION OF TEACHING SQUARE DANCING.

1. Be prepared for the nights lesson. This includes what needs to be reviewed from previous lessons either in dance form of walk thru's.
2. Short and to the point explanations. A good clear "teach"
3. Teach from the Heads and the Sides.
4. Make your presentation without having to learn another call in order to get started learning the "feature" basic.
5. Have several simple dance routines ready for practice with a quick return to a Left Alle.
6. Provide LOTS of practice dancing using the new call and as the call becomes well understood mix it into routines with other WELL known basics.

7. Don't rush thru the teaching program at a pace only the best in the group can keep up with.

8. Prepare a lesson plan that provides for:

- A. The introduction of new basics.
- B. A review of the past two weeks basics.
- C. Time for dancing for fun and practice that simulates a "dance" not a class.
- D. Teach the basic styling as you teach the mechanics of the basic.
- E. From experience, note the trouble spots in each basic.
- F. Note mistakes made by some dancers so they can be smoothed out either by a bit of talking while calling or a walk thru between tips.
- G. Your plan must be flexible to allow for "Good" and "Bad" nights.

DEVELOP SEVERAL WAYS TO TEACH AND EXPLAIN HOW TO DO A BASIC.

USE DEMONSTRATIONS SO ALL CAN SEE THEIR PART OF THE CALL.

A PICTURE IS WORTH A 1000 WORDS.

USE THE TWO COUPLE MOUNTAIN STYLE CIRCLE TO MAXIMIZE THE PRACTICE TIME AND AS A MIXER.

TEACH FROM THE KNOWN TO THE UNKNOWN.

PROVIDE EQUAL TIME FOR HE HEADS AND SIDES TO START OFF THE ACTION.

USE THE BASIC FROM SEVERAL STARTING FORMATIONS.

HOW MUCH D.B.D AND WHEN DO YOU TEACH SOME POSITION DANCING?

USE HELPING WORDS THAT DANCERS CAN HANG ON TO.

TEACH FORMATION AWARENESS. HAVE THE DANCERS LEARN THAT IT IS IMPORTANT TO KNOW IF THEY ARE ENDS OR CENTERS OF LINES OR IF THEY ARE FACING IN OR OUT IN WAVES, IN AND OUT FACING COUPLES IN TWO FACED LINES ETC.

PAT THE DANCERS ON THE BACK AT EVERY OPPORTUNITY AND BE POSITIVE WHEN THINGS GO BADLY.

ALLOW THE CLASS TIME TO ASK QUESTIONS.

TAKE TIME TO TALK A BIT ABOUT OUR ACTIVITY, THE HISTORY AND HOW THE AREA FUNCTIONS WITH CLUBS ETC..

DEALING WITH ANGELS

There are several viewpoints on the use of angels. If you use angels be sure to spend time with them on how to "Be an Angel".

CAUTION ANGELS ABOUT:

1. Showing off with fancy twirls, kicks etc.
2. Over helping, allow the class dancer to make a mistake.
3. Being the teacher, that is your job.
4. Dancing with the same couples all the time.
5. If used for demonstrating a basic show them what you are planning so they know what to expect.

DANCING THE MAINSTREAM PROGRAM

ZERO BOX..SWING THRU..BOYS TRADE..SCOOT BACK..GIRLS TRADE..
RECYCLE..PASS TO THE CTR..SQUARE THRU 3/4..LEFT ALLE..

ZERO BOX..DOSADO TO A WAVE..ALL 8 CIRC..GIRLS GO TWICE..
RECYCLE..SWEEP 1/4..PASS THE OCEAN..SWING THRU..
BOYS TRADE..TURN THRU..LEFT ALLE..

ZERO LINE..PASS THRU..TAG THE LINE..FACE IN..
CTRS..PASS THE OCEAN..CTR. GIRLS TRADE..CTRS. RECYCLE..
ENDS. STAR THRU..TRADE BY..BOX THE GNAT..GRAND RIGHT & LEFT.

ZERO LINE..PASS THE OCEAN..ALL 8 CIRC.. BOYS GO DOUBLE..
RECYCLE & VEER LEFT..CPLS. CIRC..GIRLS CROSS RUN..
TAG THE LINE RIGHT..WHEEL & DEAL..LEFT ALLE..zero box.

ZERO LINE..PASS THRU..WHEEL & DEAL..DOUBLE PASS THRU..
LEAD CPLE.. CLOVERLEAF..TRAILERS..PARTNER TRADE..TOUCH 1/4..
& WALK & DODGE..STAR THRU..SLIDE THRU..LEFT ALLE. zero box.

ZERO LINE..PASS THE OCEAN..SWING THRU..GIRLS CIRC..
BOYS TRADE..SPIN CHAIN THRU..BOYS CIRC. DOUBLE..
GIRLS RUN..TAG THE LINE RIGHT..CPLS CIRC..
BOYS RUN..GRAND RIGHT & LEFT..

ZERO BOX..SWING THRU..SPIN THE TOP..RIGHT & LEFT THRU..
DIXIE STYLE TO A WAVE..GIRLS CIRC..BOYS TRADE..
WITH A LEFT..CAST OFF 3/4..CTRS..CROSS RUN..
NEW CTRS..TRADE..BOYS RUN..(zero line) CTRS..SQUARE THRU 4..
ENDS ONLY..LEFT ALLE.. ALL GRAND RIGHT & LEFT..

A COUPLE OF GET OUTS USING 1/2 TAG THE LINE.

ZERO LINE..PASS THE OCEAN..SWING THRU..BOYS RUN..
1/2 TAG..FACE RIGHT..GRAND RIGHT & LEFT..

ZERO LINE..PASS THE OCEAN..SWING THRU..BOYS RUN..
1/2 TAG..FACE LEFT..LEFT ALLE..

DANCING MAINSTREAM WITH MODERATE D.B.D.

HEADS PASS THRU..SEPARATE AROUND ONE TO A LINE..
PASS THRU..GIRLS PARTNER TRADE..CPLS. CIRC..FERRIS WHEEL..
BOYS TOUCH 1/4 & WALK & DODGE TO A CLOVERLEAF..GIRLS SQUARE THRU 3/4..
BOYS REACH OUT & COURTESY TURN THE GIRLS..GIRLS LEAD..DIXIE STYLE
TO A WAVE..GIRLS CIRC..BOYS TRADE..BOYS CROSS RUN..GIRLS TRADE..
ALL 8 CIRC..GIRLS TRADE..RECYCLE..LEFT ALLE..zero box..

ZERO BOX..SWING THRU..BOYS RUN..TAG THE LINE LEFT..CPLS. CIRC..
BOYS TRADE..BOYS RUN..GIRLS TRADE..SPIN THE TOP..
THE CTR. WAVE..RECYCLE & SWEEP 1/4..ENDS HINGE & THE BOYS RUN..
DOUBLE PASS THRU..LEADS PARTNER TRADE..LEFT ALLE..zero box..

HEADS SQUARE THRU 4..SIDES ROLLAWAY 1/2 SASHAY..
SWING THRU..SPIN THE TOP..SINGLE HINGE..BOYS RUN..
DOUBLE PASS THRU..LEADS U TURN BACK..SWING THRU..BOYS RUN..
PASS THRU..WHEEL & DEAL..SQUARE THRU 3/4..LEFT ALLE..zero box.

THE PLUS PROGRAM. A workshop idea for the experienced Plus Dancer.

"FINISH LIKE A RELAY THE DEUCEY"

With the advanced dancer we often set up a formation then follow with a command that says.."Finish like a etc" Here is a reasonably simple idea that sets up a formation from which I say.."Finish like a Relay the Deucey. The response was quite good and easily accepted by the dancers..

See what you think. The set up will provide a "plain vanilla" Relay the Deucey ending.

MY TEACHING EXAMPLE.

ZERO BOX..SWING THRU..GIRLS CIRC. ONCE & 1/2..BOYS HINGE.....

[At this point I say..Were going to **"FINISH LIKE A RELAY THE DEUCEY"** and cue the action. I say "the wave swing thru..end boys off & the lonesome girls move to the ends of the wave..all Spin the Top.]
SWING THRU..BOYS TRADE..TURN THRU..LEFT ALLE..

**ZERO BOX..SWING THRU..GIRLS CIRC. 1 & 1/2..BOYS HINGE..
FINISH LIKE A RELAY THE DEUCEY..SCOOT BACK..GRAND RIGHT & LEFT..**

**ZERO LINE..PASS THE OCEAN..SCOOT BACK..GIRLS CIRC. 1 & 1/2..
BOYS HINGE..FINISH LIKE A RELAY THE DEUCEY..RECYCLE..
PASS TO THE CTR..SQUARE THRU 3/4..LEFT ALLE..zero box.**

**HEADS TOUCH 1/4..WALK & DODGE..TOUCH 1/4..SPLIT CIRC..
FOLLOW YOUR NEIGHBOR & SPREAD..GIRLS CIRC. 1 & 1/2..
BOYS CAST OFF 3/4..FINISH LIKE A RELAY THE DEUCEY..
ALL 8 CIRC..EXPLODE & RIGHT & LEFT THRU..SLIDE THRU..LEFT
ALLE. zero box..**

In your teaching start with the Heads zero box and when things look good, have the sides square thru to set up the sides zero box as the dancers will need to react to different parts of the action.

WORKING WITH "AS COUPLES" AT THE PLUS PROGRAM.

I look at the "As Couples" concept as a concept that fits into all plateaus of our Callerlab program. The plateau determines the calls that you use. At the Plus plateau you use only Mainstream and Plus basics. The entire concept is some what on the novelty side in the first place and is directional when you say.."Two boys together act as one person and the Two girls together act as one person" and go from there...A few ideas to play with....

**HEADS STAR THRU & SPREAD..AS COUPLES..DOSADO TO A WAVE..
AS COUPLES LINEAR CYCLE..(lines up & back) DO A NORMAL STAR
THRU..ZOOM..SQUARE THRU 3/4..LEFT ALLE..zero box.**

**ZERO LINE..PASS THRU..WHEEL & DEAL & SPREAD..AS COUPLES
DOSADO..AS COUPLES SWING THRU..BOYS AS A COUPLE RUN RIGHT..
GIRLS AS A COUPLE HINGE..AS COUPLES DIAMOND CIRC..
AS COUPLES..FLIP THE DIAMOND..AS CPLS. HINGE..
NORMAL..FERRIS WHEEL..CTRS. PASS THRU..STEP TO A WAVE..
BOYS RUN RIGHT..LEFT ALLE...zero line**

A GOOD LOOK AT PEEL THE TOP.

It seems that the call Peel The Top is most often started after a Swing Thru and setting up a Girls Fold..Then the call Peel the Top. I would like to explore some Peel The Top action that is started from standard waves with the Boys folding...

ZERO BOX WAVE..BOYS FOLD..PEEL THE TOP..BOYS RUN..
WHEEL & DEAL..SLIDE THRU..LEFT ALLE..zero box..(ZERO)

ZERO BOX WAVE..GIRLS TRADE..BOYS FOLD..PEEL THE TOP..
SINGLE HINGE..BOYS RUN..PASS TO THE CTR..SQUARE THRU 3/4..
LEFT ALLE..zero box. zero action)

ZERO LINE..PASS THE OCEAN..BOYS FOLD..PEEL THE TOP..
SINGLE HINGE..TRIPLE SCOOT..COORDINATE..FERRIS WHEEL..
DOUBLE PASS THRU..TRACK II..RECYCLE..VEER LEFT..
CROSSFIRE..GIRLS U TURN BACK..LEFT ALLE. zero box.

ZERO LINE..RIGHT & LEFT THRU..PASS THE OCEAN..BOYS FOLD..
PEEL THE TOP..SPIN THE TOP..EXPLODE THE WAVE..
PARTNER TRADE & ROLL..GRAND RIGHT & LEFT..

NOW LETS START THE PEEL THE TOP FROM THE "BOX" FORMATION.

ZERO LINE..RIGHT & LEFT THRU..ROLLAWAY..LEFT TOUCH 1/4..
ALL 8 CIRC..(EACH BOX) PEEL THE TOP..RECYCLE..
SLIDE THRU..LEFT ALLE..zero box.

ZERO LINE..LEFT TOUCH 1/4..THE CTR. BOX...PEEL THE TOP &..
SINGLE HINGE..ALL THE BOYS RUN..DOUBLE PASS THRU..CTRS. IN..
CAST OFF 3/4..RIGHT & LEFT THRU..DIXIE STYLE TO A LEFT ALLE...

NOTE: The columns were set up with a LEFT Touch 1/4 so the Peel the Top action will feel" normal"

THE CENTER WAVE OF "FORMATIONS" DOING A LINEAR CYCLE:

It is necessary that the dancers be able to do a Linear cycle d.b.d. in the first 2 examples.

ZERO BOX..SWING THRU..BOYS RUN..GIRLS HINGE..DIAMOND CIRC..
BOYS DO A LINEAR CYCLE..BOYS PASS THRU..BOYS RUN..
GIRLS HINGE..CTR. GIRLS TRADE..**GIRLS..LINEAR CYCLE..**
LINES..PASS THRU..BOYS FOLD..TOUCH 1/4..GRAND RIGHT & LEFT.

ZERO LINE..PASS THE OCEAN..GIRLS TRADE..GIRLS RUN..
3/4 TAG THE LINE..**GIRLS..LINEAR CYCLE..BOYS TRADE & ROLL..**
LINES..PASS THRU..BOYS CROSS FOLD & ROLL..BOYS LOAD THE BOAT..
GIRLS PARTNER TRADE & PASS THRU..STAR THRU..BOYS TRADE..
WHEEL & DEAL..SQUARE THRU 3/4..LEFT ALLE..

ZERO LINE..PASS THE OCEAN..FAN THE TOP..GRAND SWING THRU..
THE CTR. WAVE..**LINEAR CYCLE..& STEP TO A WAVE..AND THE..**
ENDS HINGE & THE BOYS RUN..**PING PONG CIRC..EXTEND..**
RECYCLE..LEFT ALLE..zero box

DANCING THE PLUS PROGRAM.

ZERO LINE..PASS THE OCEAN..SCOOT BACK..BOYS RUN..
3/4 TAG THE LINE..GIRLS CLOVERLEAF..BOYS EXPLODE THE WAVE..
TOUCH 1/4..GIRLS TRADE..EXPLODE THE WAVE..PARTNER TRADE & ROLL..
GRAND RIGHT & LEFT..

ZERO LINE..PASS THRU..WHEEL & DEAL..CTRS..SINGLE CIRCLE TO A
WAVE..PING PONG CIRC..OUTSIDES ROLL..THE WAVE..EXPLODE &..ALL
STAR THRU..DOUBLE PASS THRU..TRACK II..SWING THRU..GR. RT & LEFT

ZERO LINE..TOUCH 1/4..ALL 8 CIRC..SINGLE HINGE..
VERY CTR. BOYS TRADE & RUN RIGHT..CTR. FOUR..CPLS. HINGE &..
CROSSFIRE..& WALK & DODGE..OUTSIDES..HINGE & THE GIRLS TURN BACK..
SWING THRU..TURN THRU..LEFT ALLE..

ZERO LINE..TOUCH 1/4..ALL 8 CIRC..TRIPLE SCOOT..THE CTR. BOX..
SCOOT BACK..CTR. BOX. WALK & DODGE..OUTSIDE GIRLS RUN..
SWING THRU..BOYS RUN..LEFT ALLE..zero line..

ACROSS THE STREET BOX..SWING THRU..BOYS RUN..TAG THE LINE..
CTRS. IN..CAST OFF 3/4..GIRLS PASS THRU & CROSS FOLD..
BOYS SQUARE THRU 3/4..SINGLE CIRCLE TO A WAVE..
WALK & DODGE..CHASE RIGHT..SINGLE HINGE..GIRLS TRADE..
EXPLODE & RIGHT & LEFT THRU..SLIDE THRU..LEFT ALLE..

DANCING PLUS D.B.D. & WITH SOME CREATIVE CHOREO. Not difficult!.

ZERO LINE..PASS THE OCEAN..GIRLS HINGE..FACING DIAMONDS CIRC..
BOYS LINEAR CYCLE & SWEEP 1/4..GIRLS CIRC. 1 & 1/2..
BOYS, PASS THE OCEAN & THE VERY CTR BOYS HINGE..
THE TWO FACED LINE..BEND THE LINE & SQUARE THRU 4..
THE ENDS HINGE & THE BOYS RUN..TOUCH 1/4..CTRS. TRADE..
SCOOT BACK..BOYS RUN..SLIDE THRU..LEFT ALLE..zero box.

THIS ONE HAS A NICE SET UP TO A BASIC COLUMN:

ZERO LINE..PASS THRU..WHEEL & DEAL..DOUBLE PASS THRU..
THE CTRS..CHASE RIGHT..THE LEAD BOYS RUN..COORDINATE..
WHEEL & DEAL..LEFT ALLE..zero box..

ZERO BOX..SWING THRU..BOYS TRADE..BOYS RUN..TAG THE LINE LEFT..
CPLS. CIRC..CPLS. HINGE..CTR. 4..CROSSFIRE THEN..
FOLLOW YOUR NEIGHBOR & SPREAD..END CPLS..BEND TO FACE IN..
EXTEND..EXPLODE & PASS THE OCEAN..RECYCLE..LEFT ALLE..zero box.

A COUPLE OF GET OUTS.

ZERO LINE..DOSADO TO A WAVE..EXPLODE & ROLL..
SLIDE THRU..LEFT ALLE..

ZERO LINE..DOSADO TO A WAVE..GRAND SWING THRU..
(each wave) EXPLODE & ROLL..ENDS BOX THE GNAT..
CTRS..PASS THE OCEAN..GRAND RIGHT & LEFT..

ZERO BOX..RIGHT & LEFT THRU..OUTSIDERS ROLLAWAY..
PASS TO THE CTR..OUTSIDES ROLL..GRAND RIGHT & LEFT..

EMPHASIS CALLS FOR THE PLUS PROGRAM FOR 1989.

1st. Quarter: CROSSFIRE 2nd. Quarter: ANYTHING & ROLL.
3rd Quarter: EXPLODE AND. 4th. Quarter: ANYTHING & SPREAD.

DANCING EXPLODE AND:

Explode & is a call that can come only from an Ocean Wave. The Explode & implies that the dancers will step ahead & face to the center of the formation. From parallel Ocean Waves the most common formation for the "and" portion will be facing lines..From Tidal Waves the common formation will be facing couples in an 8 Chain Thru Formation. Last will be from facing Couples when the call comes from a single Ocean Wave..

ZERO BOX WAVE..EXPLODE & PASS THE OCEAN..EXPLODE &
SLIDE THRU..LEFT ALLE..zero box. zero call.

SIDES ROLLAWAY 1/2 SASHAY..HEADS SQ. THRU 4..STEP TO A WAVE..
EXPLODE & CTRS. SQUARE THRU 4..ENDS STAR THRU..
PASS TO THE CTR..SQUARE THRU 3/4..LEFT ALLE..zero box.

ZERO LINE..PASS THE OCEAN..FAN THE TOP..EXPLODE &
TOUCH 1/4..WALK & DODGE..CHASE RIGHT..BOYS RUN..LEFT ALLE..

ZERO LINE..PASS THRU..WHEEL & DEAL & SPREAD..
ENDS LOAD THE BOAT..CTRS. PASS THE OCEAN ..CTRS....
EXPLODE & TOUCH 1/4..WALK & DODGE..PASS THRU..
TRADE BY..LEFT ALLE..zero box

ZERO BOX..PASS THE OCEAN..EXPLODE & RELAY THE DEUCEY..
EXPLODE & SLIDE THRU..LEFT ALLE..

EXPLODE & WITH D.B.D. CHOREO.

ZERO LINE..PASS THRU..WHEEL & DEAL & SPREAD..
TOUCH 1/4..ALL 8 CIRC..BOYS HINGE & FAN THE TOP..
BOYS EXPLODE &...GIRLS TRADE & ROLL..(Lines up & back)
PASS THRU..GIRLS CROSS FOLD..TOUCH 1/4..SCOOT BACK..
GRAND RIGHT & LEFT..

ZERO LINE..PASS THE OCEAN..GIRLS TRADE..SWING THRU..
EXPLODE & BOX THE GNAT..BOX THE GNAT..FAN THE TOP..
GIRLS RUN..BOYS HINGE..DIAMOND CIRC..VERY CTR. GIRLS TRADE..
DIAMOND CIRC..FLIP THE DIAMOND..GIRLS RUN..BEND THE LINE..
CIRCLE 8..LEFT ALLE..

HEADS STAR THE & SPREAD..CIRCLE 8..BOYS PASS THE OCEAN..
BOYS EXPLODE & TOUCH 1/4..BOYS WALK & DODGE..ALL PASS THRU..
BOYS CLOVERLEAF..GIRLS PASS THE OCEAN..GIRLS EXPLODE &..
STAR THRU..BOYS CIRCULATE..BOYS TRADE..BEND THE LINE..
RIGHT & LEFT THRU..DIXIE STYLE TO A LEFT ALLE..

EXPLODE & ROLL: GET OUTS.

ZERO LINE..PASS THE OCEAN..EXPLODE & ROLL..SQUARE THRU..
ON THE THIRD HAND..GRAND RIGHT & LEFT..

ZERO BOX WAVE..EXPLODE & ROLL..PASS THRU..GRAND RIGHT & LEFT.

notes



FOR

Our 21st Year

CALLERS

JACK A. LASRY

1513 N. 46th AVENUE • HOLLYWOOD, FLORIDA 33021 • (305) 981-7788

OCTOBER 1989.

THE MAINSTREAM PROGRAM:

Mainstream Q.S Selection. Reverse Dixie style	44
Experimental Workshop: Dunk It...Ferris Recycle	45
Emphasis call: Cast Off 3/4	45
Dancing Mainstream	46

THE PLUS PROGRAM:

The Plus Q.S Program	46
Experimental Workshop: Load the Tag	46 47
Sashay Thru The Diamond	47
Emphasis call: And Spread	47
Teaching: Linear Cycle	48
Dancing the Plus Program	48

THE REASON YOUR OCT. NOTES ARE LATE IN ARRIVING IS WHILE ON VACATION A SMALL SCRATCH ON MY ARM TURNED INTO A MAJOR INFECTION AND I SPENT 11 DAYS IN THE HOSPITAL IN CORTEZ, CO. WE WERE TWO WEEKS LATE GETTING HOME BUT ALL SEEMS TO COMING ALONG AND YOUR NOVEMBER NOTES WILL BE ON TIME..

CURRENT Q.S. SELECTIONS:

MAINSTREAM: CLOVERFLO--GRAND SWEEP--REVERSE DIXIE STYLE.
PLUS: SLIP OUT OF A DIAMOND.

THE MAINSTREAM Q.S. PROGRAM.

The Mainstream Q.S. chairman, Kenny Farris, announced that the Q.S. selection HANG A RIGHT has been DROPPED as a Q.S. selection.

NEW Q.S. SELECTION: REVERSE DIXIE STYLE.

Kenny also announces that the committee has selected Reverse Dixie Style as the Q.S. selection starting with October.

The author is unknown but this is an older call from way back..

THE STARTING FORMATION: Facing Couples or facing Tandems.

THE ACTION: From facing couples, the left hand dancer, the mans position, will move diagonally forward to extend Left hands and walk past each other as the girls position maneuvers or steps to her right to meet the on-coming man with a right hand to do a touch 1/4 or single hinge action to end in a right handed ocean wave.

ENDING FORMATION: A Right handed Ocean Wave.

TIMING: 6 Beats.

NOTE: The action is related to the opposite action of a Dixie Style to an Ocean Wave Action. In a Dixie Style the ladies position lead with a RIGHT and as they cross over the Mans position maneuvers to the Right to accept the on coming lady for a left touch 1/4 or a left single hinge. All the actions are REVERSED as the name implies.

It is a good idea to precede the action with body flow that lends itself to allow the mans position to easily move into the starting action, see the examples. It helps to add BOYS LEAD Reverse Dixie Style...

GETTING AQUAINTED WITH REVERSE DIXIE STYLE...

ZERO LINE..RIGHT & LEFT THRU..FLUTTER WHEEL..
REVERSE DIXIE STYLE TO A WAVE..GIRLS TRADE..
SWING THRU..TURN THRU..LEFT ALLE..

ZERO BOX,,TOUCH 1/4..SPLIT CIRC..BOYS RUN..REVERSE DIXIE STYLE..
GIRLS TRADE..RECYCLE..PASS TO THE CTR..SQ. THRU 3/4..LEFT ALLE..

ZERO LINE..PASS THE OCEAN..RECYCLE..VEER LEFT..CPLS. CIRC..
BEND THE LINE..REVERSE DIXIE STYLE..ALL 8 CIRC..RECYCLE..
BOX THE GNAT..GRAND RIGHT & LEFT..

REVERSE DIXIE STYLE WITH 1/2 SASHAYED COUPLES:

ZERO BOX..TOUCH 1/4..GIRLS RUN..REVERSE DIXIE STYLE..
BOYS TRADE..BOYS CROSS RUN..GIRLS CROSS RUN..BOYS RUN..
BEND THE LINE..SQUARE THRU 3/4..LEFT ALLE..

SINGING CALL: Callerlab programmed.

HEADS LEAD RIGHT..CIRCLE TO A LINE..PASS THRU..PARTNER TRADE..
REVERSE DIXIE STYLE..GIRLS TRADE..SWING THRU..BOYS TRADE..TURN THRU..
SWING CORNER..PROMENADE..

MAINSTREAM EXPERIMENTAL WORKSHOP:

A couple of ideas to mull over, one is very simple and has no lasting value while the other may open up some thought, see what you think.

DUNK IT: Darryl McMillian ???

STARTING FORMATION: Facing normal or 1/2 Sashayed Couples.

ACTION: Touch 1/4 & the GIRLS U Turn Back.

Note: Sure this can be called directionally but if you live in Basketball Country it could be a cute gimmick.

Call a Slam the Door and follow it with a "Dunk It" then call it a Slam Dunk It....Oh Well...Ideas from Larry Belcher in Ala.

FERRIS RECYCLE.. Bill Davis.

STARTING FORMATION: Parallel ocean waves.

THE ACTION: The out facing end of the wave and the adjacent center will do a normal Recycle as the in facing end of the wave and the adjacent center will stretch out their Recycle action to end in the far center of the set, as in a Ferris Wheel Action.

ENDING FORMATION: A Double Pass Thru Formation.

COMMENTS: This action is the C-1 action called a Stretch Recycle. The basic action limited to the above could open up some interesting ideas for the Mainstream & Plus programs which may be more preferable than most of our current Q.S. selections...???????

DANCING FERRIS RECYCLE:

ZERO BOX WAVE..FERRIS RECYCLE..CTRS. PASS THRU ..DOSADO TO A WAVE..
RECYCLE..LEFT ALLE..Zero..

ZERO LINE..PASS THE OCEAN..GIRLS TRADE..FERRIS RECYCLE..
CENTERS PASS THRU..BOX THE GNAT..GRAND RIGHT & LEFT..

ZERO LINE..PASS THE OCEAN..GIRLS TRADE..ALL 8 CIRC..
FERRIS RECYCLE..ZOOM..CENTERS PASS THRU..TOUCH 1/4..
GIRLS RUN..TOUCH 1/4..BOYS U TURN BACK..GRAND RT. & LEFT..

MAINSTREAM EMPHASIS CALL FOR THE LAST QUARTER: CAST OFF 3/4..

Featuring the arm turn Cast Off 3/4.

ZERO BOX..SWING THRU..CAST OFF 3/4..CTRS. TRADE..
BOYS TRADE..CTRS. TRADE..SPLIT CIRC..BOYS RUN..
PASS THRU..WHEEL & DEAL..ZOOM..SQ. THRU 3/4..LEFT ALLE..Zero box..

ZERO LINE..PASS THE OCEAN..GIRLS TRADE..ALL CAST OFF 3/4..
CTRS. TRADE..SWING THRU..BOYS RUN..PASS THE OCEAN..
CAST OFF 3/4..SCOOT BACK..WALK & DODGE..PARTNER TRADE..
TOUCH 1/4..GIRLS RUN..GRAND RIGHT & LEFT..

DANCING THE MAINSTREAM PROGRAM:

ZERO LINE..PASS THRU..WHEEL & DEAL..DOUBLE PASS THRU..
CTRS. IN..CAST OFF 3/4..CTRS..PASS THE OCEAN..RECYCLE &
SQUARE THRU 3/4..ENDS..SLIDE THRU..LEFT ALLE..Zero Box.

ZERO LINE..PASS THE OCEAN CTRS. CIRCULATE..CTRS. TRADE..
CTRS. RUN..TAG THE LINE RIGHT..FERRIS WHEEL..
SQUARE THRU 3/4..LEFT ALLE..Zero box.

ZERO LINE..PASS THRU..WHEEL & DEAL..DOUBLE PASS THRU..
CTRS. IN..CAST OFF 3/4..PASS THRU..ENDS TRADE..
ENDS STAR THRU..CTRS. PARTNER TRADE CTRS.TOUCH 1/4 &..
WALK & DODGE..LEFT ALLE..Zero box.

HEADS STAR THRU..DOUBLE PASS THRU..CTRS. IN..CAST OFF 3/4..
TOUCH 1/4..CTRS FOUR..WALK & DODGE..END GIRLS RUN..
ALL TOUCH 1/4..CTRS. TRADE..GIRLS TRADE..(GIRLS LOOP AROUND)
CROSS TRAIL THRU..LEFT ALLE..

ZERO LINE..PASS THRU..WHEEL & DEAL..DOUBLE PASS THRU..
BOYS ONLY..ZOOM..LEAD CPLE..PARTNER TRADE..SPIN CHAIN THRU..
GIRLS CIRC. ONE SPOT..TURN THRU..LEFT ALLE....

THE PLUS PROGRAM: Q.S. PROGRAM.

Tom Sellner the Plus Q.S. Chairman has announced that Zip To A Diamond has been voted to be dropped as a Q.S. selection. The deletion leaves only Slip Out of a Diamond as the only current Q.S. call. I might add an unpopular selection.

The committee is currently voting for a possible new selection.

PLUS EXPERIMENTAL WORKSHOP:

This idea, it seems to me, has been tried in the past and while the name is not really appropriate the action is good and the ending formation provides nice variety for danceable choreography.

LOAD THE TAG: Scotty Scott. Calif.

STARTING FORMATIONS: Lines facing in, or Inverted lines with ends facing out and centers facing in.

THE ACTION: The ends do a full load the boat action. The centers do the first 3 parts of the load the boat but for the last part they step into a wave rather than doing a pass thru.

ENDING FORMATIONS. From facing lines you end in a 1/4 tag Formation. From Inverted lines you end with a wave between couples facing in. i.e. Heads step to a wave.

COMMENT: The name tells the ends what their action is like but "The Tag" for the center action leaves me cold. Dances well.

DANCE EXAMPLES ON THE NEXT PAGE....

DANCING LOAD THE TAG:

ZERO LINE..LOAD THE TAG..PING PONG CIRC..EXTEND..
ALL 8 CIRC..GIRLS TRADE..SWING THRU..TURN THRU..LEFT ALLE..

ZERO BOX. WAVE..EXPLODE & LOAD THE TAG..(The wave)..
EXPLODE & TOUCH 1/4..ALL THE GIRLS PASS THRU..
CTRS..SQ. THRU 3/4..OUTSIDE GIRLS U TURN BACK..
STEP TO A WAVE..RECYCLE..LEFT ALLE..Zero box..

SINGING CALL BY THE AUTHOR.

HEADS LEAD RIGHT,,CIRCLE TO A LINE..LOAD THE TAG..
EXTEND..LADIES TRADE..RECYCLE..SLIDE THRU..
SQUARE THRU 4..SWING CORNER..PROMENADE..

SASHAY THRU THE DIAMOND: Daryl Clendenin.

STARTING FORMATION: A Diamond Formation

THE ACTION: The centers will do a normal Diamond Circulate. The Points will slide together and then slide past each other in a nose to nose 1/2 sashay (slither)

ENDING FORMATIONS: Right hand Diamonds end in Right Hand Waves.
Left hand Diamonds end in Left Hand Waves.
Facing Diamonds end in Two Faced Lines.

COMMENTS: The call works nicely but it is a long slide for the points.

ZERO BOX..RIGHT & LEFT THRU..SWING THRU..BOYS RUN..GIRLS HINGE..
SASHAY THRU THE DIAMOND..BOYS RUN..WHEEL & DEAL..LEFT ALLE.. zero

ZERO BOX..SWING THRU..BOYS RUN..GIRLS HINGE..DIAMOND CIRC..
SASHAY THRU THE DIAMOND.. zero box wave.

ZERO BOX..RIGHT & LEFT THRU..VEER LEFT..CPLS. CIRC..
GIRLS HINGE..DIAMOND CIRC..BOYS SWING THRU..
SASHAY THRU THE DIAMOND..SCOOT BACK..GRAND RIGHT & LEFT..

FROM A FACING DIAMOND:

ZERO LINE..PASS THE OCEAN..GIRLS HINGE..FACING DIAMOND CIRC..
SASHAY THRU THE DIAMOND..GIRLS HINGE..FLIP THE DIAMOND..
GRAND RIGHT & LEFT..

PLUS EMPHASIS CALL: ANYTHING & SPREAD.

HEADS RIGHT & LEFT THRU..HEADS ROLLAWAY..
HEADS STAR THRU & SPREAD..ENDS CROSS FOLD..DOUBLE PASS THRU..
LEADS PARTNER TRADE..LEFT ALLE..Zero Box..

HEADS PASS THRU..U TURN BACK..HEADS STAR THRU & SPREAD..
ENDS RUN..STAR THRU..PASS TO THE CTR..SQUARE THRU 3/4..
LEFT ALLE..zero box..

Note: The "Spread" examples end in inverted lines as the Heads do the Spread, the sides must squeeze in between them....

TEACHING THE PLUS PROGRAM:

The Fall programs include many Teaching Workshops of the Plus Program. I will include for the next several months some teaching hints that may be helpful to some of you..

LINEAR CYCLE: I look at Linear Cycle as a 4 part call. Part 1 is the Single Hinge..Part 2 is the only recognition part, the out facing dancers need to recognize that they are the out facers and out facers will fold...Part 3 has the dancers do a Double Pass Thru and Part 4 has the dancers do a Peel Off to the RIGHT to end facing back to the center of the formation. I cue the parts in my teach and follow up drills by saying..Hinge..Who folds..Double Pass Thru..Peel right..Once the action begins to be understood, my helping words are reduced to Hinge..Fold..Double Pass..Peel Right..

The basic starting formation is parallel waves at the Zero box. I then do individual waves and then each wave in a tidal wave formation. The common set up from standard waves having the girls fold is mastered then I move on to having the boys in the folding position by starting from waves after a Swing Thru..

ALL EXAMPLES ARE STANDARD POSITION:

ZERO BOX WAVE..LINEAR CYCLE..STAR THRU..Zero box.

ZERO BOX WAVE..GIRLS TRADE..LINEAR CYCLE..SWEEP 1/4..Zero box.

ZERO LINE..PASS THRU..WHEEL & DEAL..CTRS. STEP TO A WAVE..
CTRS..LINEAR CYCLE..SWEEP 1/4..SQUARE THRU 3/4..LEFT ALLE..Z.box.

ZERO BOX..SWING THRU..SPIN THE TOP..(Each wave).LINEAR CYCLE..
PASS TO THE CTR..SQUARE THRU 3/4..LEFT ALLE..Zero box.

DANCING THE PLUS PROGRAM:

ZERO LINE..LOAD THE BOAT..TOUCH 1/4..FOLLOW YOUR NEIGHBOR &
SPREAD..GIRLS TRADE..LINEAR CYCLE..SWEEP 1/4..
SQUARE THRU 3/4..LEFT ALLE..

ZERO LINE..TOUCH 1/4..ALL 8 CIRC..TRIPLE SCOOT..
SINGLE HINGE..BOYS TRADE..SPIN THE TOP..LINEAR CYCLE..
PASS THE OCEAN..GIRLS TRADE..RECYCLE..LEFT ALLE..Zero box..

ZERO LINE..PASS THE OCEAN..SWING THRU..SPIN THE TOP..
GRAND SWING THRU..SINGLE HINGE..TRIPLE SCOOT..COORDINATE..
TAG THE LINE..LADY GO LEFT..GENTS RIGHT..LEFT ALLE..

ZERO LINE..PASS THRU..WHEEL & DEAL..ZOOM..CTRS STEP TO A WAVE..
PING PONG CIRC..THE WAVE LINEAR CYCLE..SWEEP 1/4..
ZOOM..SPREAD..CTRS..SQUARE THRU 4..ENDS STAR THRU..
PASS TO THE CTR..SQUARE THRU 3/4..LEFT ALLE..

ZERO LINE..PASS THRU..WHEEL & DEAL & SPREAD..PASS THRU..
ENDS CROSS FOLD..CTRS. CHASE RIGHT..CTRS..WALK & DODGE..
SWING THRU..SCOOT BACK..BOYS RUN..PASS THRU..WHEEL & DEAL..
DIXIE GRAND..LEFT ALLE...

notes



FOR

Our 21st Year

CALLERS

JACK A. LASRY

1513 N. 46th AVENUE • HOLLYWOOD, FLORIDA 33021 • (305) 981-7788

NOVEMBER 1989.

THE MAINSTREAM PROGRAM:

Mainstream Q.S. selection. Reverse Dixie Style.....	49
Reverse Dixie Style from Scoot Back Boxes	49
Experimental: Mini Clover	50
Emphasis call! Cast Off 3/4 from Two Faced Lines.....	50
Dancing the Mainstream Program	51
Conversions for the Modular Caller.....	51

THE PLUS PROGRAM:

Q. S. Selection: Recycle The Diamond.....	51	52
All 8 Spin the Top Choreography.....	52	
Chase Right Ideas	52	
A Crossfire get out	52	
Trade the Wave from Facing Diamond Formations.....	53	
Teaching Explode the Wave/Explode &	53	

By now you no doubt have heard that YAK STACK has a new model speaker the DIRECTOR. A SMALL AND LIGHTER COLUMN BUT WITH A SUPER SOUND. I HAVE BEEN USING ONE AND AM EXTREMELY HAPPY WITH THIS SPEAKER. I am one of only three distributors for the speaker as well as all the other Yak Products, so if you would like additional information, drop me a note or give me a call. Introductory cost \$549.00 plus shipping.

Ready for a new MIKE? Our J.L. 101 "WHITE" mike is still the best value for a TOP QUALITY MIKE.....Good Christmas gifts for your self or a hint to your wife or partner..Still \$85.00 plus \$4.00 Air Post/Ins..

HAVE A NICE THANKSGIVING!!!

Q.S.SELECTIONS:

Mainstream: Reverse Dixie Style--Grand Sweep
Plus: Recycle The Diamond--Slip out of a Diamond.

COMMENT ON THE MAINSTREAM Q.S. PROGRAM. This comment is my own and does not reflect the position of Callerlab or any other Caller organization. The new Q.S. selection, Reverse Dixie Style, is another of the old calls revisited but while I feel it would make a better selection for the Plus program it is a good call and if used enough so the dancers will react to the call the ending formation of a Right handed wave is basically more useful at Mainstream then the left handed wave that results from a Dixie Style action. Use it enough to give the dancers the opportunity to really dance it and react well to the action.

DANCING REVERSE DIXIE STYLE:

ZERO BOX WAVE..GIRLS TRADE..RECYCLE..SWEEP 1/4..
REVERSE DIXIE STYLE..GIRLS TRADE..GIRLS RUN..
TAG THE LINE RIGHT..WHEEL & DEAL..LEFT ALLE..Zero box.

ZERO BOX..SPIN CHAIN THRU..GIRLS CIRC. ONE SPOT..
BOYS RUN..BEND THE LINE..REVERSE DIXIE STYLE..GIRLS TRADE..
GIRLS RUN..BEND THE LINE..BOX THE GNAT..RIGHT & LEFT THRU..
DIXIE STYLE TO A WAVE..BOYS TRADE..LEFT ALLE..

ZERO LINE..RIGHT & LEFT THRU..DIXIE STYLE TO A WAVE..
BOYS CROSS RUN..BOYS CIRC..GIRLS TRADE..RECYCLE..
SWEEP 1/4..REVERSE DIXIE STYLE..(zero box wave)
GIRLS TRADE..GIRLS RUN..BOYS SCOOT BACK..BOYS CROSS RUN..
CPLS. CIRC..FERRIS WHEEL..SQUARE THRU 3/4..LEFT ALLE..Zero box.

REVERSE DIXIE STYLE STARTING FROM SCOOT BACK BOXES:

Take a look at this starting formation and try it with a couple of dancers and I think you will find it a VERY smooth way to enter into and use the call. From facing couples simply Touch 1/4 to set up the Scoot Back Box. The Reverse Dixie style will have the Boys Cross with a Left hand as usual but the girls will as in a Scoot Back action run to the right in a bit larger loop and accept the on coming boys for the turning action into the wave.. After a walk Thru I direct the action the same as the standard starting positions..Boys lead..Reverse Dixie Style...

ZERO BOX..TOUCH 1/4..BOYS LEAD..REVERSE DIXIE STYLE..
GIRLS TRADE..TWICE...RECYCLE..LEFT ALLE..zero...

ZERO LINE..SLIDE THRU..TOUCH 1/4..BOYS LEAD..REVERSE DIXIE STYLE..
GIRLS TRADE..RECYCLE..SWING THRU..TURN THRU..LEFT ALLE..

ZERO LINE.. TOUCH 1/4..ALL 8 CIRC..CTR 4..BOYS LEAD..
REVERSE DIXIE STYLE & FAN THE TOP..OUTSIDE BOYS RUN..RIGHT..
VERY CTR GIRLS TRADE..CTRS. RECYCLE & SQUARE THRU 3/4..
LEFT ALL...zero box..

Two examples with girls leading the first is also a nice get out..

ZERO LINE..SLIDE THRU..TOUCH 1/4..SPLIT CIRCULATE..
GIRLS LEAD..REVERSE DIXIE STYLE..GRAND RIGHT & LEFT...

ZERO BOX..TOUCH 1/4..SCOOT BACK..REVERSE DIXIE STYLE..
BOYS TRADE..BOYS RUN..BEND THE LINE..SLIDE THRU..LEFT ALLE.

MAINSTREAM EXPERIMENTAL:

MINI CLOVER: George Smith Co.

STARTING FORMATION: Couples back to back, out facing couples in a Trade By formation or the lead couples in a Double Pass thru & completed Double Pass thru formation.

THE ACTION: Dancers turn away from their partner in a small cloverleaf action ending back on their own foot prints facing their partner

ENDING FORMATIONS: Varied, depending upon the starting formations.

COMMENT: A very simple action that is easily handled, in some formations the call is crowded but there are enough spots for variety of formation changes. The long lasting qualities are debatable..

HEADS PASS THRU..HEADS MINI CLOVER..& SQUARE THRU 3/4..
LEFT ALLE.. zero box

HEADS STAR THRU..ALL DOUBLE PASS THRU..LEADS..MINI CLOVER..
& STAR THRU..PASS TO THE CTR..SQUARE THRU 3/4..LEFT ALLE..zero box

ZERO LINE..PASS THRU..WHEEL & DEAL..ZOOM..CTRS..PASS THRU..
CTRS..MINI CLOVER..& SQUARE THRU 4..PASS THRU..(ALL)
MINI CLOVER..PASS THE OCEAN..SWING THRU..TURN THRU..LEFT ALLE..

ZERO BOX..RIGHT & LEFT THRU..PASS THRU..MINI CLOVER..
SLIDE THRU..LEFT ALLE..zero box.

CAST OFF: THE EMPHASIS CALL FOR THE LAST QTR.

CAST OFF 3/4 FROM TWO FACED LINES: Commonly called a "PUSH" Cast.

From Two Faced Lines the Cast Off 3/4 follows the rules of having the centers carry the motion or momentum around the pivoting ends with the ending formation having the couples who were in the two faced line ending face to face.. Having the centers Trade or Circulate or the couples circulate helps the starting motion. The Cast Off 3/4 from the Two Faced line is not new. in fact it is as old as Cast Off it self. The use of the term "PUSH" is relatively new and does help the dancer understand and react to this form of a Cast Off 3/4 more easily. The action equals a Bend The Line.

ZERO BOX..RIGHT & LEFT THRU..VEER LEFT..CPLS CIRC..
GIRLS TRADE..ALL..."PUSH" CAST 3/4..(lines up & back)
PASS THE OCEAN..ALL 8 CIRC..CAST OFF 3/4..BOYS RUN..
SQUARE THRU 3/4..LEFT ALLE..

ZERO BOX..RIGHT & LEFT THRU..VEER LEFT..COUPLES CIRC..
GIRLS CIRC..ALL..."PUSH" CAST 3/4..PASS THRU..WHEEL & DEAL..
ZOOM..SQUARE THRU 3/4..PASS THRU..LEFT ALLE..

HEADS PASS THRU..SEPARATE AROUND ONE TO A LINE..PASS THRU..
TAG THE LINE RIGHT..CPLS. CIRC.."PUSH" CAST OFF 3/4..
CTRS..SQUARE THRU 4..ENDS STAR THRU..STEP TO A WAVE..
RECYCLE..PASS THRU..TRADE BY..LEFT ALLE..zero box..

DANCING THE MAINSTREAM PROGRAM:

THE FIRST 3 EXAMPLES feature a little combination..Split Circulate..Hinge & Fan the Top in the choreography. ALL STANDARD POSITION.

ZERO BOX..TOUCH 1/4..SPLIT CIRC. HINGE & FAN THE TOP..
RECYCLE..SWEEP 1/4..PASS TO THE CTR..SQUARE THRU 3/4..
LEFT ALLE.. Zero Box..

ZERO LINE..TOUCH 1/4 (each Box) SPLIT CIRC..HINGE..FAN THE TOP..
SPIN CHAIN THRU..GIRLS CIRC..ONE SPOT..TURN THRU..LEFT ALLE..

ZERO LINE..TOUCH 1/4..ALL 8 CIRC..CTR. BOX...BOX CIRC..HINGE &
FAN THE TOP..OUTSIDE BOYS RUN RIGHT..(1/4 Tag Formation)
THE WAVE RECYCLE..ALL DOUBLE PASS THRU..LEADS PARTNER TRADE..
TOUCH 1/4..SPLIT CIRC..HINGE..FAN THE TOP..RECYCLE..
CROSS TRAIL THRU..LEFT ALLE..

FOR THE MODULAR CALLER:

Zero line to Zero Box conversion:

ZERO LINE..PASS THRU..WHEEL & DEAL..ZOOM..CTRS. TOUCH 1/4 &..
WALK & DODGE..CLOVERLEAF..DOUBLE PASS THRU..
LEADS PARTNER TRADE....Zero box.

ZERO LINE..PASS THRU..WHEEL & DEAL..CTRS..TOUCH 1/4..
CTRS..SPLIT CIRC..SCOOT BACK..WALK & DODGE..CLOVERLEAF..
CTRS. TOUCH 1/4..WALK & DODGE..CLOVERLEAF..ZOOM..
SQUARE THRU 3/4..LEFT ALLE..zero box..

THE PLUS PROGRAM: THE Q.S SELECTION..RECYCLE THE DIAMOND.

In the June 1989 notes, page 29, I reported Recycle The Diamond. The action is comfortable, sensible and easily learned. You may wish to refer to page 29 to gather some additional ideas.

RECYCLE THE DIAMOND: Doren Mcbroom. Maryland.

STARTING FORMATION: Right or Left Hand normal Diamonds.

THE ACTION: The Points of the Diamond do a Cross Fold as the centers do One diamond circulate then Fold.

ENDING FORMATION: Facing couples. (Parallel Diamonds end in an 8 Chain Thru Formation.)

TEACHING HINTS: To eliminate and problems relating to the suggested teach of having the Points Cross Fold as the centers do a Diamond Circulate then Fold, I have the centers step over behind the Point they would replace and place their left hand on the shoulder of that (boy) and as he Cross Folds they follow along to end beside him and then face in to all end in an Eight Chain Thru formation.

ZERO BOX WAVE..RECYCLE..VEER LEFT..GIRLS HINGE..
RECYCLE THE DIAMOND..LEFT ALLE.. Zero Box. Zero combination.

Continued.

RECYCLE THE DIAMOND Cont.

ZERO BOX..RIGHT & LEFT THRU..VEER LEFT..CPLS. CIRC..
GIRLS CROSS RUN..BOYS HINGE..DIAMOND CIRC..
CTR. GIRLS TRADE..GIRLS SWING THRU..**RECYCLE THE DIAMOND..**
PASS TO THE CTR..SQUARE THRU 3/4..LEFT ALLE..Zero box.

ZERO LINE..PASS THE OCEAN..ALL 8 CIRC..RECYCLE..VEER LEFT..
GIRLS HINGE..CTR. GIRLS TRADE..**RECYCLE THE DIAMOND..**
STEP TO A WAVE..EXPLODE & RIGHT & LEFT THRU..
DIXIE STYLE TO A LEFT ALLE...

A few examples with the boys as Centers & the girls as Points.

ZERO LINE..PASS THE OCEAN..GIRLS RUN..BOYS HINGE..
RECYCLE THE DIAMOND..GRAND RIGHT & LEFT.

ZERO BOX..RIGHT & LEFT THRU..STEP TO A WAVE..GIRLS RUN..
BOYS HINGE..**RECYCLE THE DIAMOND..**PASS THRU..GRAND RIGHT & LEFT..

ZERO LINE..PASS THE OCEAN..RECYCLE..VEER LEFT..CPLS CIRC..
GIRLS HINGE..DIAMOND CIRC..BOYS SWING THRU..CTR. BOYS TRADE..
RECYCLE THE DIAMOND..GRAND RIGHT & LEFT..

WHAT ELSE CAN YOU DO WITH AN ALL 8 SPIN THE TOP:

ALLE. LEFT...ALL 8 SPIN THE TOP..SINGLE HINGE..
(Alamo ring).LEFT SWING THRU..LEFT SWING THRU..LEFT ALLE.

ALLE. LEFT..BOX THE GNAT..WRONG WAY GRAND..SINGLE HINGE..
BOYS RUN RIGHT..LEFT ALLE..

ALLE. LEFT..ALL 8 SPIN THE TOP..SIDES STAR THRU..
HEADS SINGLE HINGE..HEADS..FOLLOW YOUR NEIGHBOR & SPREAD..
PING PONG CIRC..VERY CTR. GIRLS TRADE..CTRS. RECYCLE..&...
SQUARE THRU..ON THE THIRD HAND..START A DIXIE GRAND...

A FEW CHASE RIGHT FIGURES:

ZERO BOX..RIGHT & LEFT THRU..VEER LEFT..CPLS. CIRC..
1/2 TAG..WALK & DODGE..CHASE RIGHT..NEW WAVE..CTRS.. TRADE..
SWING THRU..BOYS RUN..PASS THRU..WHEEL & DEAL..
SQUARE THRU 3/4..LEFT ALLE..zero box..

ZERO BOX..STAR THRU..PASS THRU..CHASE RIGHT..CTRS. OF THE NEW WAVE..
TRADE..SWING THRU..ALL 8 CIRCULATE..(Or ends circ..ctrs circ)
VERY CTR. GIRLS TO THE LEFT RUN..CTRS..LEFT SQUARE THRU 4..
END GIRLS U TURN BACK..SLIDE THRU..LEFT ALLE.. Zero box..

ZERO BOX..RIGHT & LEFT THRU..VEER LEFT..CPLS CIRC..
CROSSFIRE..EACH BOX..WALK & DODGE..CHASE RIGHT..
BOYS RUN..PASS THRU..TRADE BY..LEFT ALLE..Zero box

A CROSSFIRE GET OUT:

ZERO LINE..PASS THE OCEAN..GIRLS TRADE..SWING THRU..BOYS RUN..
CROSSFIRE..GIRLS RUN..GRAND RIGHT & LEFT..

Choreography using Trade the Wave for the centers of Facing Diamonds but without the Facing Diamond Circ:(All Trade the Waves are Left to Right)

ZERO BOX WAVE..GIRLS HINGE..VERY CTR. GIRLS TRADE..
GIRLS..TRADE THE WAVE..FLIP THE DIAMOND..GRAND RIGHT & LEFT..

ZERO LINE..PASS THE OCEAN..GIRLS HINGE..GIRLS TRADE THE WAVE..
BOYS CIRC..DIAMOND CIRC. FLIP THE DIAMOND..EXPLODE &..
RIGHT & LEFT THRU..SLIDE THRU..LEFT ALLE..Zero box..

ZERO BOX..SWING THRU..BOYS HINGE..BOYS TRADE THE WAVE..
FLIP THE DIAMOND..ALL 8 CIRC..GIRLS RUN..BEND THE LINE..
TOUCH 1/4..BOYS RUN..LEFT ALLE.. Zero box..

ZERO BOX..TOUCH 1/4..CTRS..HINGE..THE WAVE..TRADE THE WAVE..
POINTS..FACE IN...EXTEND..CTRS. TRADE..BOYS RUN..
PASS THRU..WHEEL & DEAL..DIXIE GRAND..LEFT ALLE..

TEACHING THE PLUS PROGRAM: EXPLODE THE WAVE:

From a zero box wave, I start my teach. I walk the following steps with the helping or teaching words..Step thru the wave..turn to face your partner then shake right hands and walk by or walk past each other to end back to back..I then use the helping words..STEP..FACE..& WALK BY...I try to avoid the term "Pull By" as it can give some dancers the feeling of being rough with a "Pull By"...When I get to the Explode &, I simply delete the walk by and my teach is Step Thru..& turn to face partner. Helping words then become Step..Face &.....

ZERO BOX WAVE..EXPLODE THE WAVE..TAG THE LINE..
LEADS U TURN BACK..LEFT ALLE..zero box..

ZERO BOX WAVE..EXPLODE THE WAVE..BEND THE LINE..SLIDE THRU..
LEFT ALLE..Zero box..

ZERO BOX..SWING THRU..EXPLODE THE WAVE..U TURN BACK..
PASS THE OCEAN..RECYCLE..LEFT ALLE..Zero Box.

ZERO BOX..SWING THRU..GIRLS CIRC..BOYS TRADE..EXPLODE THE WAVE..
BEND THE LINE..STAR THRU..LEFT ALLE..


HEADS STAR THRU & SPREAD..PASS THRU..WHEEL & DEAL..
GIRLS MAKE A WAVE & EXPLODE THE WAVE..GIRLS CLOVERLEAF..
BOYS STEP TO A WAVE & EXPLODE THE WAVE..BOYS CLOVERLEAF..
GIRLS PASS THRU..TOUCH 1/4..GIRLS CIRC..BOYS TRADE..
GRAND RIGHT & LEFT....

A FEW EXPLODE & FIGURES FOR THE LEARNING PLUS PROGRAM:

ZERO BOX WAVE..EXPLODE &..RIGHT & LEFT THRU..DIXIE STYLE..
BOYS TRADE..LEFT ALLE...

ZERO LINE..RIGHT & LEFT THRU..PASS THE OCEAN..EXPLODE &
TOUCH 1/4..GIRLS RUN..GRAND RIGHT & LEFT..

notes



FOR

Our 21st Year

CALLERS

JACK A. LASRY

1513 N. 46th AVENUE • HOLLYWOOD, FLORIDA 33021 • (305) 981-7788

DECEMBER 1989.

THE MAINSTREAM PROGRAM:



Emphasis call Cast Off 3/4 from Inverted Lines.....	54
Left Handed Two Faced Lines Choreo.....	55
Dancing Mainstream.....	55
A Conversion & a Get Out.....	55



THE PLUS PROGRAM:

Inverted Line Choreo.....	56	57
Dancing the Plus Program.....	57	
QS. Recycle The Diamond Choreo.....	57	

THE 1989 INDEX:.....58

Carolyn & I wish each and every one of you and your families a wonderful Christmas and Holiday season. May 1990 bring you Good Health and Happiness along with a great Square Dance Year.

With our last issue for 1989 I hope that all of you will subscribe for next year as we enter the 1990ies.

THE RENEWAL NOTICES ARE PLACED IN EVERY ISSUE BY THE PRINTER AS THE NOTES ARE COLLATED. IF YOU HAVE ALREADY RENEWED FOR 1990 SIMPLY IGNORE THE INSERT.

THE "DIRECTOR" BY YAK STACK

The *SUPER NEW SPEAKER* for the 90ies.

Lighter -- More Efficient -- Super Sound

Introductory price: **\$549.00 + UPS.**

Standard Yak: **\$490.00 + UPS.**

With the purchase of a "DIRECTOR" you also get:

1. 1 year free subscription to "NOTES FOR CALLERS"
2. 10% Discount on the J.L. 101 "White" Mike
Regular price of \$90.00 plus \$4.00 Air/Ins.
3. 10% Discount on the Sight Calling Instructional Video, by Jack, Reg. price \$50.00 plus \$4.00 Air/Ins.

JACK LASRY CALLERS SUPPLY

1513 N. 46th Ave., Hollywood, FL 33021
(305) 981-7788



THE MAINSTREAM PROGRAM:

With December comes the many interruptions to our normal routine and that really affects our dance programs in many ways. Be aware that not only does the holiday season keep some folks from getting to the dance's BUT they are often more tired both physically and mentally when they get to the dance. With this in mind plan your dance programs to be "light and lively". Under most conditions it is best NOT to get heavy on the choreography and dust off the Christmas tunes to include in the program..

In the Oct. notes in my explanation of the QS. call Reverse the Dixie I indicated that the girls move to their right to accept the on coming boys, the girls should move to their LEFT. I teach it as a DODGE as in Walk & Dodge but to the left into the boys vacating position.

THE MAINSTREAM EMPHASIS CALL: CAST OFF 3/4.

The past couple of months we have covered some of the Cast Off positions and this month I will cover the Cast off from Lines facing out and from Inverted lines.

I approach my "teach" by having the Heads Star Thru & all Double Pass Thru and halt for a moment....I have the dancers do a Centers In and say "If you cast off from here we all will react well as the center have the momentum to start the action of the Cast Off. Centers In...Cast off 3/4.. Lines Pass Thru....I then tell them I am going to call a Cast Off 3/4 without the Center In action....I explain that the call really starts from the line formed by the Ctrs. In action. At this point I sometimes have the centers take a step back then do another Centers In to show the formed line.. Then I call the Cast Off 3/4...It may take a few dance routines to get 100% but keep explaining the center will move around the ends as the ends act as a pivot.

HEADS STAR THRU..DOUBLE PASS THRU..CENTERS IN..CAST OFF 3/4..
LINES PASS THRU..CAST OFF 3/4..STAR THRU..CTRS. PASS THRU..
LEFT ALLE..Zero box.

ZERO LINE..PASS THRU..CAST OFF 3/4..PASS THRU..WHEEL & DEAL..
ZOOM..SWING THRU..TURN THRU..LEFT ALLE..Zero box.

CAST OFF 3/4 FROM INVERTED LINES:

The Inverted line formation is not generally used very often at Mainstream but you may wish to play a little. The Cast Off 3/4 from Inverted lines is really an arm turn Cast Off with one side of the Inverted line turning by the right and the other side turning by the left arm.

ZERO BOX..SWING THRU..BOYS RUN..TAG THE LINE IN..
PASS THRU..GIRLS RUN..(Inverted Line) CAST OFF 3/4..
BOYS RUN..PASS THRU..BOYS FOLD..TOUCH 1/4..BOYS TRADE..
BOYS RUN..BEND THE LINE..SLIDE THRU..LEFT ALLE. Zero box.

ZERO BOX..CENTERS IN...(Inverted line) CAST OFF 3/4..
ENDS RUN..RIGHT & LEFT THRU..SLIDE THRU..LEFT ALLE.

ZERO BOX..SWING THRU..BOYS RUN..TAG THE LINE IN..PASS THRU..
BOYS RUN..CAST OFF 3/4..BOYS CROSS FOLD..GIRLS SQUARE THRU 3/4..
COURTESY TURN THE GIRLS..GIRLS LEAD DIXIE STYLE TO A LEFT ALLE..
DECEMBER 1989. PAGE 54.

THE LEFT HANDED TWO FACED LINE:

The Left Handed Two Faced Line is there but how do we use it at the Mainstream Program? Not a great deal compared to the right handed two faced line yet it is a comfortable action that provides EASY variety for common actions such as Couples Circ., Ferris Wheels and Wheel & Deal choreography. A few bits & pieces of Choreography.

ZERO BOX..SWING THRU..BOYS RUN..TAG THE LINE LEFT..
COUPLES CIRCULATE..BEND THE LINE..PASS THRU..WHEEL & DEAL..
SQUARE THRU 3/4..LEFT ALLE..

ZERO BOX..SWING THRU..BOYS RUN..TAG THE LINE LEFT..
COUPLES CIRC..BOYS TRADE..BEND THE LINE..STAR THRU..
PASS THRU..TRADE BY..LEFT ALLE...Zero box.

ZERO BOX..SWING THRU..BOYS RUN..TAG THE LINE LEFT..
BOYS CIRC..BOYS TRADE..FERRIS WHEEL..CTRS. RIGHT & LEFT THRU..
PASS THRU..STEP TO A WAVE..GIRLS RUN..WHEEL & DEAL..
GRAND RIGHT & LEFT..

ZERO LINE..PASS THE OCEAN..GIRLS TRADE..RECYCLE..VEER LEFT..
CPLS. CIRC..TAG THE LINE LEFT..CPLS. CIRC..WHEEL & DEAL..
SQUARE THRU 3/4..LEFT ALLE..

ZERO LINE..PASS THE OCEAN..BOYS CIRC..GIRLS TRADE..GIRLS RUN..
TAG THE LINE RIGHT..CPLS. CIRC..TAG THE LINE LEFT..BOYS CIRC..
CPLS. CIRC..BOYS TRADE..WHEEL & DEAL & SWEEP 1/4..
STAR THRU..PASS THRU..LEFT ALLE..

DANCING THE MAINSTREAM PROGRAM:

ZERO BOX..SPIN CHAIN THRU..GIRLS CIRC. DOUBLE..
CAST OFF 3/4..SPLIT CIRC..SCOOT BACK..GIRLS RUN..
TOUCH 1/4..BOYS RUN..SWING THRU..TURN THRU..LEFT ALLE..

ZERO LINE..PASS THE OCEAN..ALL 8 CIRC..CAST OFF 3/4..
SCOOT BACK..WALK & DODGE..PARTNER TRADE..PASS THRU..
WHEEL & DEAL..DOUBLE PASS THRU..ZOOM..LEADS PARTNER TRADE..
BOX THE GNAT..GRAND RIGHT & LEFT..

HEADS CROSS TRAIL THRU..AROUND ONE TO A LINE..PASS THE OCEAN..
ALL 8 CIRC..SPIN CHAIN THRU..GIRLS CIRC. ONE SPOT..
CAST OFF 3/4..GIRLS RUN..TOUCH 1/4..BOYS RUN..LEFT ALLE. Zero box.

ZERO LINE..PASS THRU..WHEEL & DEAL..CTRS. SWING THRU..BOYS RUN..
TAG THAT LINE..LADY GO,LEFT..GENTS RIGHT AROUND ONE TO A LINE..
PASS THRU..BEND THE LINE..TOUCH 1/4..ALL 8 CIRC..BOYS RUN..
PASS THRU..U TURN BACK..GRAND RIGHT & LEFT....

A NICE CONVERSION FROM A STATIC SET TO A ZERO BOX:

HEADS STAR THRU & ZOOM..DOUBLE PASS THRU..CTRS. IN..CAST OFF 3/4..
CENTERS SQUARE THRU 4..ENDS STAR THRU....ZERO BOX.

A NICE GET OUT: (An OLD Timer)

ZERO LINE..RIGHT & LEFT THRU..CROSS TRAIL THRU..MEN STAR RIGHT..
GIRLS PROMENADE OUTSIDE..MEET MOTHER SLIP THE CLUTCH..LEFT ALLE..

THE PLUS PROGRAM: AN "OBSERVATION"

The "Push to Plus" has not slowed down, in fact I feel it has accelerated. In a GREAT MANY areas you cannot find a Mainstream dance to attend and if you can many use some of the Plus calls. The term "SOFT" Plus is in reality the "Club Level" of the average Square Dance Club. WE really can see the results of this situation by looking at the reduction of class dancers who never reach the club dancer stage because they get frustrated with the length of classes followed by the inevitable Plus workshop and then you have to be a survivor... WHAT IS THE ANSWER ?

I'm not sure that there is an easy answer as we have locked ourselves in this program. I feel that there are two possible ideas both would be "hard to swallow". One would be to increase the size of the Plus program to bring it in line with the size of the other plateaus. This would really disrupt the present program and make a lot of dancers unhappy but it may stop the "PUSH". The other would be to pick some of the Plus calls and add them to the Mainstream program, send the rest up to the A program and eliminate Plus altogether. This, however, would increase the size of our Mainstream program and increase the learning time.. SO WHAT IS THE ANSWER ?. YOU TELL ME.....

WORKING WITH INVERTED LINES :

The Inverted Line is a line with both centers facing in and the ends of the line facing out, or the centers facing out while the ends are facing in. There are many ways to set up the formation and lot's of nice choreography to develop...

ZERO BOX..SWING THRU..BOYS RUN..TAG THE LINE IN..
PASS THRU..ENDS RUN..(Inverted Line) BOYS CROSS FOLD..
GIRLS SQUARE THRU 3/4..STAR THRU..FERRIS WHEEL..
DIXIE GRAND..LEFT ALLE..

ZERO LINE..PASS THE OCEAN..GIRLS RUN..TAG THE LINE IN..
PASS THRU..ENDS RUN..(Inverted line) GIRLS CROSS FOLD..
AS THE BOYS..PASS THE OCEAN & EXPLODE THE WAVE..STEP TO A WAVE..
BOYS RUN..LEFT ALLE..Zero Line.

HEADS SQUARE THRU 4..CENTERS IN..CAST OFF 3/4..(Inverted line)
ENDS TRADE & TOUCH 1/4..CTRS..ROLLAWAY & TOUCH 1/4..
COORDINATE..1/2 TAG..WALK & DODGE..PARTNER TRADE & ROLL
GRAND RIGHT & LEFT.

HEADS STAR THRU & SPREAD..CIRCLE 8..BOYS PASS THRU..
SEPARATE AROUND ONE TO A LINE..PASS THRU..BOYS RUN..
WITH YOUR LEFT OR RIGHT HAND...SINGLE HINGE..
GIRLS TRADE & GIRLS LOAD THE BOAT..BOYS 1/2 SQUARE THRU..
SINGLE CIRCLE TO A WAVE..SINGLE HINGE..BOYS TRADE..
TURN THRU..LEFT ALLE..

ALL 8 CIRCULATE FROM INVERTED LINES:

To all 8 Circulate from Inverted Lines with centers facing in and ends facing out, the Ends Circulate to the other end of the same line. The ends action is also a Trade. The Centers Circulate across the set which is like a Pass Thru action. When the centers are facing out and the ends facing in, the ends circulate across the set or Pass Thru and the centers Partner Trade which is the same as circulating.

INVERTED LINES Cont: Choreography with All 8 Circulate.

HEADS SQUARE THRU 4..CENTERS IN..CAST OFF 3/4..ALL 8 CIRC..
CTRS..CHASE RIGHT & SINGLE HINGE..ENDS STAR THRU..
PING PONG CIRC..EXTEND..EXPLODE & SLIDE THRU..LEFT ALLE. Zero box.

ZERO LINE..PASS THRU..ENDS RUN..ALL 8 CIRC..CENTERS RUN..
TOUCH 1/4..COORDINATE..BEND THE LINE..SLIDE THRU..LEFT ALLE.Zero box.

ZERO LINE..PASS THE OCEAN..SWING THRU..BOYS RUN..TAG THE LINE OUT..
BOYS CROSS RUN..ALL 8 CIRC..BOYS TRADE & ROLL..GIRLS PASS THE OCEAN..
EXTEND..GIRLS RUN..BOX THE GNAT..FAN THE TOP..SCOOT BACK..
BOYS TRADE TWICE...GRAND RIGHT & LEFT..

DANCING THE PLUS PROGRAM:

ZERO LINE..PASS THE OCEAN..SWING THRU..SPIN THE TOP..
GRAND SWING THRU..BOYS RUN RIGHT..EACH 4...1/2 TAG THE LINE..
EACH BOX WALK & DODGE..CHASE RIGHT..BOYS RUN..LEFT ALLE..Zero box.

ZERO LINE..SLIDE THRU..SWING THRU..SPIN THE TOP..
GRAND SWING THRU..BOYS RUN RIGHT..EACH 4...1/2 TAG THE LINE..
COORDINATE..COUPLES CIRC..CROSSFIRE..BOYS RUN..TRADE BY..
SWING THRU..TURN THRU..LEFT ALLE..

ZERO LINE..PASS THRU..WHEEL & DEAL..DOUBLE PASS THRU..
TRACK II..SPIN CHAIN & EXCHANGE THE GEARS..RELAY THE DEUCEY..
GIRLS RUN..1/2 TAG THE LINE..BOYS RUN..LEFT ALLE...or..after
the 1/2 Tag...FOLLOW YOUR NEIGHBOR & SPREAD..GRAND RT. & LEFT..

ZERO LINE..PASS THRU..TAG THE LINE IN..PASS THRU..ENDS RUN..
CTRS..PASS THE OCEAN & LINEAR CYCLE..ENDS CROSS FOLD..
DOUBLE PASS THRU..TRACK II..BOYS CIRC..GIRLS TRADE..
RECYCLE..LEFT ALLE.. Zero box.

Q.S. CALL RECYCLE THE DIAMOND:

ZERO BOX..RIGHT & LEFT THRU..VEER LEFT..COUPLES CIRC..
GIRLS CROSS RUN & CIRCULATE..BOYS HINGE..DIAMOND CIRC..
RECYCLE THE DIAMOND..SWING THRU..GRAND RIGHT & LEFT..

ZERO BOX..RIGHT & LEFT THRU..VEER LEFT..FERRIS WHEEL..
CTRS..VEER LEFT..CTR. GIRLS HINGE..RECYCLE THAT DIAMOND..
DOUBLE PASS THRU..TRACK II..SWING THRU..TURN THRU..LEFT ALLE..

ZERO BOX..RIGHT & LEFT THRU..VEER LEFT..BOYS CIRC ONCE & 1/2..
GIRLS HINGE..VERY CTR. GIRLS TRADE & SAME GIRLS RUN RIGHT
AROUND ONE..THE CTR. 4 CHECK YOUR DIAMOND...RECYCLE THAT DIAMOND..
OUTSIDE CPLS..BEND TO FACE IN..DOUBLE PASS THRU..
LEAD CPL. PARTNER TRADE..LEFT ALLE...Zero Box.

ZERO LINE..PASS THE OCEAN..GIRLS RUN BOYS HINGE..
RECYCLE THE DIAMOND..GRAND RIGHT & LEFT...

CORRECTION: In the Nov. notes page 52. The second example in "What
else can you do with All 8 Spin The Top" insert ALL 8 SPIN THE TOP
after the Wrong Way Grand.

THE 1989 INDEX:

THE MAINSTREAM PROGRAM:

QS SELECTIONS:

Cloverflo. Page 1
Grand Sweep. Page 22
Reverse the Dixie. Page 44 49

EMPHASIS CALLS:

Cast Off 3/4. Pages 16 45 50 54
Cross Run. Page 6 21
Cross Fold. Page 21
Spin the Top. Page. Page June 26 31

EXPERIMENTALS:

Dunk It. Page 44
Ferris Recycle. Page 45
Mini Clover. Page 50

TEACHING BASICS:

8 Chain Thru. Page 20
Recycle. Page 20
Spin The Top. Page June 25
Swing Thru. Page 2
Tag & 1/2 Tag the Line. Page May 25

CONVERSIONS:

Pages 3 7 May 26 51 55

GET OUTS:

Pages 21 39 55

CHOREO. FEATURES:

Column formations. Page 35 36
Couples Hinge. Page June 26
On a Double Track. Page May 26
Fan the Top. Page 20 21
Single Hinge. Page 16
Left Touch 1/4. Page June 26
Left hand 2 Face Lines. Page 55
Directional Scoot & Dodge. Page 8
Roll. Page 2
Zoom. Page 30

DANCING MAINSTREAM:

Pages 3 8 17 21 May 27 June 27
32 39 46 51 55.

MISC:

Callerlab Report. Page 22 May 25
Class Program: Page 15
Mainstream for Class: Page 31
Modular Calling: Page 15

THE PLUS PROGRAM:

QS SELECTIONS:

Recycle the Diamond. Page June 29
51 52 57
Slip Out Of a Diamond. Page May 27 28
Zip to a Diamond. Page 9

EMPHASIS CALLS:

And Spread 47
Crossfire. Page 3 19 32 33
Explode/Explode &. Page 43

EXPERIMENTALS:

Follow to a Diamond. Page 18
Load The Boat 1 2 3. Page 34
Load The Tag. Page 46 47
Sashay Thru the Diamond. Page 47
Zip to a Diamond & Roll. Page 19

TEACHING BASICS:

Explode the Wave/Explode &. Page 53
Linear Cycle. Page 48

CONVERSIONS. USAGE 5

GET OUTS. PAGES 17 18 24 42 52
A get out Format. Page June 27

CHOREO FEATURES:

All 8 Spin the Top. Page 52
AS Couples. Page 10 40
Chase Right. Page. June 28 52
Crossfire & Spread. Page 19
Facing Diamond. Trade the Wave. Page 53
Follow your Neighbor. Page 23 May 28
Inverted Lines. Page 56 57
Linear Cycle. Page 41
Load the Boat. May 29
1/4 Tag. Page 23
Remake the Thar. Page May 28
Setting up Columns. Page 24
Spin Chain the Gears, turn the Star
3/4. Page 33
Touch 1/4 & Spread. Page 19
3/4 Tag. Page June 28
Trade By. Page June 28

DANCING PLUS:

Pages 5 10 17 24 May 29
June 29 34 42 48 57