

NEWS 'n NOTES[®]

...for Western-Style Square Dance Callers

Ed Foote
140 McCandless Dr.
Wexford, PA 15090

for material & choreography



Doris Garlock
2107 Shunk Ave.
Alliance, Ohio 44601
for subscriptions

PUBLISHED SIX TIMES A YEAR

Volume 15 Number 1

February 1989 Page 1327

COMMENTARY by Ed Foote

THE STATE OF SQUARE DANCING TODAY. For the past several years we have heard stories of the decline of interest in square dancing, with various areas of the country reporting a decline in attendance. Many people have said the reason for the decline is inherent in the square dance activity itself, such as too many calls, too many levels, etc. This blame appears to be misplaced.

The number of dancers today is far greater than 20 years ago, with far more clubs, more festivals, more conventions, and the boom of dancing in retirement areas. The long-term trend of square dancing is definitely upwards. But within any trend there are peaks and valleys. A short-term decline in the midst of a long-term increase is common in many areas - the stock market, an individual business, an industry, and even in the evolution of the human race. In my opinion we are in the middle of one of these short-term valleys within a long-term upward trend.

Two reasons for the current short-term valley. (1) The baby boom, which occurred in 1947-1950. These people are 39-42 years old today, and many are still actively raising families. In many areas of the country people do not begin square dancing until their late 40s or early 50s, so we do not have many of the baby boomers in square dancing yet.

Likewise, there was a birth shortage between 1933-1945. These people are 44-59 years old today, and the majority of this age group comprises the majority of square dancers in many areas of the country.

(2) Video cassettes. The convenience of renting movies to watch at home has caused a decline in a wide range of participant activities, of which square dancing is only one. This does not mean the square dance product has things inherently wrong with it - we are simply facing new competition which is currently very popular.

Solutions. (1) The baby boom situation means that in a few years we are likely to see an increase in the number of square dancers, as the baby boomers reach the age where many in this country start to square dance.

(2) We need to promote this activity. Grass roots promotion at the local level is fine, but it tends to run hot and cold. We need an ongoing national promotion. Callerlab has taken some initial steps, but is limited in funds as to what it can do. National promotion takes big money and, in my opinion, the prime source of this

(continued on page 1329)

THEME: FAN THE TOP

The easiest way to insure that dancers will be successful with Fan the Top is to precede the call with a Box the Gnat. This forces the dancers to use the correct hand for the call, and they seem to relate to this well.

The best starting position is 1/2 sashayed facing lines. Call: Box the Gnat - Fan the Top. This has the girls casting 3/4 by the left. The next position is a 1/2 sashayed 8 chain thru. Later, come back and repeat everything from normal lines and normal 8 chain thru. This will have the boys doing the cast 3/4 by the left.

Girls casting 3/4

#1
Zero Lines:
RIGHT & LEFT THRU & ROLL 1/2 SASHAY
BOX THE GNAT - FAN THE TOP
SWING THRU - TURN THRU
L.A.

#2
Zero Box:
PASS THRU - U TURN BACK
BOX THE GNAT - FAN THE TOP
RECYCLE - SLIDE THRU (zero box)
L.A.

Boys casting 3/4

#1
Zero Lines:
BOX THE GNAT - FAN THE TOP
BOYS RUN - GIRLS TRADE
BEND THE LINE (zero lines out of seq.)
STAR THRU - PASS THRU
L.A.

#2
Zero Box:
BOX THE GNAT - FAN THE TOP
BOYS RUN - GIRLS TRADE - BEND THE LINE
PASS TO THE CENTER - SQUARE THRU 3/4
L.A.

LEFT SPIN CHAIN THRU

This is a nice variation to use with your club for a workshop tip. Give a good walkthru first. It is always best to use this phrase:

Starting with a left hand: Spin Chain Thru. This will greatly help the dancers.

The first few times you use the call, do not have the ends Circulate - let them watch the action. This will help them be successful when they are in the middle, and will also provide a solid reference point for the ending ocean waves.

#1
Zero Lines:
RIGHT & LEFT THRU
DIXIE STYLE TO O.W.
STARTING WITH LEFT HAND:
SPIN CHAIN THRU
*GIRLS RUN - BEND THE LINE
PASS THRU - WHEEL & DEAL
CENTERS PASS THRU (zero box)
L.A.

*OR: **ENDS CIRCULATE TWICE**
GIRLS RUN - BEND THE LINE
PASS THRU - WHEEL & DEAL
ZOOM - CENTERS SQUARE THRU 3/4
L.A.

#2
Zero Lines:
PASS THRU - PARTNER TRADE
RIGHT & LEFT THRU
DIXIE STYLE TO O.W.
STARTING WITH LEFT HAND:
SPIN CHAIN THRU
*GIRLS RUN - FERRIS WHEEL
ZOOM - CENTERS SQUARE THRU 3/4
L.A.

*OR: **ENDS CIRCULATE TWICE**
GIRLS RUN - FERRIS WHEEL
CENTERS PASS THRU (zero box)
L.A.

DIAGONAL MATERIAL

All material is Mainstream.

#1

Zero Lines:

RIGHT & LEFT THRU

PASS THRU - WHEEL & DEAL

DPT

CENTERS IN - CAST OFF 3/4

BOYS ON A DIAGONAL WITH EACH OTHER:

PASS THRU

COUPLES CIRCULATE

BOYS ON A DIAGONAL WITH EACH OTHER:

PASS THRU

WHEEL & DEAL

GIRLS LEFT SQUARE THRU 3/4

TOUCH 1/4 - RIGHT & LEFT GRAND

#2

HEADS STAR THRU - U TURN BACK

TOUCH 1/4

GIRLS ON A DIAGONAL WITH EACH OTHER:

SCOOT BACK - BOYS TRADE

BOYS ON A DIAGONAL WITH EACH OTHER:

SCOOT BACK - GIRLS TRADE

CENTERS TRADE - BOYS RUN

STAR THRU - CENTERS CALIF. TWIRL

CENTERS PASS THRU - L.A.

#3 (opener)

SIDES RIGHT & LEFT THRU & ROLL 1/2 SASHAY

HEADS STAR THRU - PASS THRU - TOUCH 1/4

GIRLS ON A DIAGONAL WITH EACH OTHER:

WALK & DODGE

GIRLS WHEEL & DEAL - BOYS RECYCLE

SWING (original) PARTNER

PROMENADE HOME

#4

SIDES SQUARE THRU - 4 HANDS

HEADS SASHAY

ALL TOUCH 1/4

BOYS ON A DIAGONAL WITH EACH OTHER:

WALK & DODGE

GIRL LOOKING OUT: RUN

COUPLES CIRCULATE

BOYS ON A DIAGONAL WITH EACH OTHER:

PASS THRU

1/2 TAG THE LINE

ALL 8 CIRCULATE - GIRLS TRADE

SWING THRU - TURN THRU

L.A.

MAINSTREAM SINGING CALL MATERIAL

#1

HEADS SQUARE THRU - 4 HANDS

SWING THRU

BOX THE GNAT - FAN THE TOP

RIGHT & LEFT THRU

STAR THRU

PASS TO THE CENTER - SQUARE THRU 3/4

SWING CORNER - PROMENADE

#2

HEADS LEAD RIGHT - CIRCLE TO A LINE

SLIDE THRU - SWING THRU

GIRLS CIRCULATE - BOYS TRADE

BOYS RUN - BEND THE LINE

SLIDE THRU

SWING CORNER - PROMENADE

#3

HEADS LEAD RIGHT - CIRCLE TO A LINE

SQUARE THRU - 4 HANDS

OUTSIDES CLOVERLEAF

CENTERS STAR THRU & CALIF. TWIRL

SWING THRU

BOYS TRADE - TURN THRU

SWING CORNER - PROMENADE

#4

HEADS SQUARE THRU - 4 HANDS

SWING THRU - SPIN THE TOP

RIGHT & LEFT THRU

FLUTTER WHEEL & SWEEP 1/4

SWING CORNER - PROMENADE

COMMENTARY cont. should be the National Convention. 25,000 dancers attending a non-profit event provides a great opportunity for big dollars, if the Convention were run in a manner conducive to raising money for national promotion. At present the Convention is run simply to survive each year and hopefully turn over a few dollars to the local square dance associations in the city where the National is held. Fine, this is the objective and it works. However, the time may be at hand to consider a new objective, one that results in large scale national promotion, of square dancing, with the money coming from the National Convention. It can be done.

NEW PLUS QUARTERLY: ZIP TO A DIAMOND

Definition: From parallel waves: Ends Trade to become points of a diamond; centers Fold and follow the ends (as in Recycle), but stop half way and take hands with the other original center, to become centers of the diamond.

Author: Dick Han (Ind.)

Comment: A nice call that is easily taught and dances well. After using Zip to a Diamond from normal waves (boys are ends), it is very easy to use waves with girls as the ends - the dancers have no trouble with this. Watch out if you use the call from a tidal wave - the ending position is point-to-point diamonds. Because of the easy quick teach, the smooth flow, and the catchy name, this Quarterly is likely to stay around longer than some recent Quarterlies.

If you have not used Flip the Diamond with the boys as the points, now would be a good time to review it. Many dancers have difficulty with this position merely because so many callers are afraid to call it.

The only other current Plus Quarterly is Relay With A Star, which has been dead for several months.

Normal Waves

#1
Zero Lines:
PASS THE OCEAN
ZIP TO A DIAMOND
DIAMOND CIRCULATE - FLIP THE DIAMOND
SWING THRU - TURN THRU
L.A.

#2
Zero Box:
STAR THRU - PASS THE OCEAN
ZIP TO A DIAMOND
DIAMOND CIRCULATE - FLIP THE DIAMOND
RECYCLE (zero box)
L.A.

1/2 Sashayed Waves (girls are ends)

#1
Zero Lines:
PASS THE OCEAN - SWING THRU
ZIP TO A DIAMOND
DIAMOND CIRCULATE - TWICE
FLIP THE DIAMOND
SWING THRU - BOYS RUN
BEND THE LINE (zero lines out of seq.)
CROSS TRAIL THRU
L.A.

#2
Zero Box:
SWING THRU
ZIP TO A DIAMOND
FLIP THE DIAMOND - RECYCLE
PASS TO THE CENTER - SQUARE THRU 3/4
L.A.

All Flip the Diamonds in the above figures have the girls as the points. The figures below have the boys as the points.

#3
Zero Lines:
PASS THE OCEAN
ZIP TO A DIAMOND
FLIP THE DIAMOND
RIGHT & LEFT GRAND

#3
Zero Lines:
RIGHT & LEFT THRU
PASS THE OCEAN - SWING THRU
ZIP TO A DIMAOND
DIAMOND CIRCULATE - FLIP THE DIAMOND
RIGHT & LEFT GRAND

PLUS EXPERIMENTAL: SLIP OUT OF A DIAMOND

Definition: From twin right-hand diamonds: Starting in the wave, the very centers Trade, then Hinge with the ends; the points adjust slightly as necessary and Courtesy Turn the hinging dancers (ie. finish like a Chain Down the Line). End in facing lines.

Author: Steve Stephenson (Va.)

Comment: The call dances very well and is quite easy to teach. The Courtesy Turn is 3/4, as in Chain Down the Line. The variations, listed below, give nice variety to the call. With Zip to a Diamond being the current Plus Quarterly, Slip Out of a Diamond is a perfect companion call.

The only possible drawback of the call is that it does not lend itself to various positions, but this should not bother many callers. It is best to always do the call from right-hand diamonds with the girls in the center, so that the boys are always doing a normal Courtesy Turn of the girls.

#1

Zero Lines:

PASS THE OCEAN

SWING THRU - BOYS RUN

GIRLS HINGE

DIAMOND CIRCULATE - TWICE

SLIP OUT OF A DIAMOND

PASS THRU - WHEEL & DEAL

DIXIE GRAND

L.A.

#2

Zero Box:

RIGHT & LEFT THRU - VEER LEFT

GIRLS HINGE

DIAMOND CIRCULATE

BOYS SWING THRU - GIRLS CIRCULATE

DIAMOND CIRCULATE

SLIP OUT OF A DIAMOND

PASS THE OCEAN

SWING THRU - TURN THRU

L.A.

Variations:

1. Slip Out of a Diamond, but Hingers (girls) Cast 3/4.
2. Slip Out of a Diamond, but Points (boys) Circulate once.

#1

Zero Lines:

PASS THE OCEAN - SWING THRU

BOYS HINGE & BOYS TURN BACK

DIAMOND CIRCULATE

SLIP OUT OF A DIAMOND

BOYS CIRCULATE ONCE

PASS THRU - WHEEL & DEAL

CENTERS SQUARE THRU 3/4

PASS THRU - L.A.

#2

Zero Lines:

RIGHT & LEFT THRU

DIXIE STYLE TO O.W.

BOYS HINGE - GIRLS TURN BACK

DIAMOND CIRCULATE

SLIP OUT OF A DIAMOND

BUT GIRLS CAST 3/4

BOYS CIRCULATE ONCE

PASS THE OCEAN

SWING THRU - TURN THRU

L.A.

Variation: Slip Out of a Tag. From a 1/4 tag formation with all girls in the center wave: Very centers of the wave Trade, then Hinge with the ends, outsides adjust and Courtesy Turn the hinging dancers. End in facing lines.

PLUS VARIATION: REVERSE SINGLE CIRCLE TO AN OCEAN WAVE

Definition: With the dancer in front, Single Circle to the right 1/2, then individually Veer Right. End in a left-hand wave.

Comment: A nice variation which requires very little teach. Ideal for use in a workshop tip.

Teaching hints:

1. When the call is first presented, use these words:
To the right - Reverse Single Circle to an O.W. The words "to the right" will help the dancers. After a few times, you can drop this phrase.
2. Normal facing couples will end in a left-hand wave with boys as ends. So, the first few times it will help to say: "Boys, are you the ends?"

From normal facing couples

#1
Zero Lines:
SLIDE THRU
REVERSE SINGLE CIRCLE TO AN O.W.
LEFT SWING THRU
BOYS RUN - WHEEL & DEAL
SQUARE THRU 2 HANDS
U TURN BACK (zero lines)
L.A.

#2
Zero Box:
REVERSE SINGLE CIRCLE TO AN O.W.
*EXPLODE AND: STAR THRU - CALIF. TWIRL

*OR: ALL 8 CIRCULATE
GIRLS TRADE - GIRLS RUN
FERRIS WHEEL
DIXIE GRAND - L.A.

#3 (opener)
FROM SQUARED SET:
ALL FACE PARTNER
REVERSE SINGLE CIRCLE TO AN O.W.
(gives a thar)
SLIP THE CLUTCH
L.A.

#4
Zero Lines:
SLIDE THRU
REVERSE SINGLE CIRCLE TO AN O.W.
LEFT SWING THRU - ALL 8 CIRCULATE
TRADE THE WAVE - RECYCLE
*PASS THRU - L.A.

*OR: BOX THE GNAT - RIGHT & LEFT GRAND

From 1/2 sashayed couples & same sex facing

#1
Zero Lines:
RIGHT & LEFT THRU
SQUARE THRU 2 HANDS
U TURN BACK
REVERSE SINGLE CIRCLE TO AN O.W.
SLIP THE CLUTCH
L.A.

#2
HEADS SQUARE THRU - 4 HANDS
SIDES 1/2 SASHAY
REVERSE SINGLE CIRCLE TO AN O.W.
SPLIT CIRCULATE
EXPLODE THE WAVE - U TURN BACK
STAR THRU
PASS THRU - TRADE BY (zero box)
L.A.

#3
Zero Lines:
PASS THRU - WHEEL & DEAL
CENTERS U TURN BACK
REVERSE SINGLE CIRCLE TO AN O.W.
SPLIT CIRCULATE - BOYS TRADE
SLIP THE CLUTCH
L.A.

#4
HEADS STAR THRU & SPREAD
PASS THRU - WHEEL & DEAL
GIRLS REVERSE SINGLE CIRCLE TO O.W.
GIRLS TRADE THE WAVE
PING PONG CIRCULATE
BOYS RECYCLE - BOYS SASHAY
BOYS PASS THRU
SWING (original) PARTNER
PROMENADE HOME

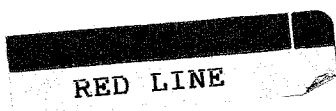
PICK OF THE DISKS

- Buckskin #1225 - The Jet Set. Good music, strong beat, easy record to use.
- Buckskin #1226 - You Belong To Me. The traditional well-known song, presented with fine music and a steady beat. Nice record to have.
- Buckskin #1227 - Midnight Highway. A steady heavy driving beat with fine music accompaniment that will turn on a floor if presented by a groovy caller.
- Rawhide #151 - Razz-Ma-Tazz. A lively upbeat version of this well-known song, great music, easy melody line to follow, nice record to have.
- Rawhide #152 - Streets of Bakersfield. Nice music, steady beat.
- Rawhide #153 - I Couldn't Leave You. Good music, upbeat feeling.
- TNT #264 - It's Been A Long Long Time. Relaxed pace to this long-time traditional song.
- TNT #266 - Riding On A Cloud. Has a slight Spanish flavor.
- Blue Star #2357 - Be Glad. Nice music and melody on this traditional song.
- Blue Star #2358 - I Wonder Who's Kissing Her Now. Nice relaxed pace to this well-known song.
- Blue Star #2359 - My Two Open Arms. Relaxed easy-going song.
- Blue Star #2360 - Hi Neighbor. Nice friendly relaxed song, melody easy to follow, good record to have.
- Blue Star #2361 - Nobody Wants You. Relaxed song, easy melody to follow.
- Blue Star #2362 - Last Farewell. Strong steady beat on this well-known song.
- Blue Star #2363 - Travel On. Nice music to this well-known traditional song, easy melody to follow, nice record to have.
- ESP #155 - I Don't Know Why (I Love You Like I Do). Easy relaxed pace to this well-known song, very nice music, good record to have.
- ESP #156 - The Locomotion. The well-known rock song of the '60s. A wild crazy music type of sound that will appeal to callers who like to turn on a floor to this type of wild dance number. Contains a background chorus.
- 4 Bar B 6095 - Strong Enough to Bend. Nice music, a good singer can get mileage from this record.

THOUGHT FOR THE MONTH


A miracle is simply a natural law that we don't understand.Einstein

BUDA
217 MAPLE DR.
JERRY
REED
06 89 2



SAN JOSE CA 95132
2655 SIERRA RD
REED
NOTIFY SENDER OF NEW ADDRESS
02/13/89

FIRST CLASS MAIL



General #1

17
2107 Shunk Ave.
Alliance, Ohio 44601

NEWS & NOTES

February 1989	In this issue...	Page
Commentary by Ed Foote.....		1327
Fan the Top.....		1328
Left Spin Chain Thru.....		1328
Diagonal Material.....		1329
Mainstream Singing Call Material.....		1329
New Plus Quarterly: Zip to a Diamond.....		1330
Plus Experimental: Slip Out of a Diamond.....		1331
Plus Variation: Reverse Single Circle to an O.W.....		1332
Pick of the Disks.....		1333
 <u>ADVANCED SUPPLEMENT</u>		
Advanced Commentary by Ed Foote.....		AS-713
Advanced Material Using Cross Trail Thru.....		AS-714
Advanced Getouts.....		AS-714
Turn & Deal from Waves.....		AS-715
A-2 Variation: Switch to a Diamond Chain Thru.....		AS-715
A-1 Openers.....		AS-716
A-2 Openers.....		AS-716
A-2 Theme.....		AS-716
Interesting A-2 Combinations.....		AS-716

NEWS 'n NOTES[©]

...for Western-Style Square Dance Callers

Ed Foote
140 McCandless Dr.
Wexford, PA 15090

for material & choreography



PUBLISHED SIX TIMES A YEAR

Doris Garlock
2107 Shunk Ave.
Alliance, Ohio 44601
for subscriptions

Volume 15 Number 2

April 1989 Page 1335

COMMENTARY by Ed Foote

CALLERLAB CONVENTION, MARCH, 1989, NASHVILLE. Attendance was approximately 925, consisting of 525 callers and 400 partners. The Convention was held in the Opreyland Hotel, a plush 2000 room facility that averages five conventions occurring every day, and had eight conventions while Callerlab was present.

Changes to Mainstream List: Allemande Right and Wrong Way Promenade were both dropped. It was noted that both calls can still be used, since they are merely descriptive variations of a basic call.

Once again the call Divide was considered for dropping, and the membership again voted to keep it.

Other list changes: None. Acey Deucey was proposed to be added to Plus and this was defeated.

Quarterly Selections: No changes were made. The Mainstream Quarterly Selection Committee restated the proper use of Quarterly Selections, as follows:

1. QS calls are not a mandatory part of any program. Dancers are not to be held accountable for selections past or present.
2. QS calls should be verbally mentioned and/or physically workshopped prior to being called the first time at an open dance. This means that if there is one person in the hall who does not know the call, the call must be workshopped.
3. Conventions and festivals should be encouraged to delete Quarterly Selections from all designated halls. For example, the Mainstream Hall should read MS, not MS + QS or MSQS.

Plus Emphasis Call for second quarter: (Anything) and Roll.

Television commercials: There was considerable excitement at the Convention about the Callerlab video commercials, which are completed and available for purchase thru the Callerlab office. There are two 30 second and one 60 second commercials, all on either one VHS or one 1" commercial tape.

(continued)

COMMENTARY cont.

The theme of the Callerlab Convention was RPM (Recruit, Promote & Maintain), and a permanent committee of this name has been established. An interesting comment raised during one of the meetings on this topic is that the phrase "Beginners Class" is a turnoff to many potential dancers, because "class" implies work or going to school. Likewise, the word "Learners", while possibly better than Beginners Class, still was not considered to be the best description to attract people.

The following phrases were suggested as conveying a positive feeling to potential dancers:

Square Dance Basic Workshop - all calls taught

New Square Dance Club forming

Communications with Callerlab: Callerlab encourages anyone who has a concern about any problem in square dancing to put this writing to the Callerlab office. The letter will be forwarded to the appropriate committee. Callerlab members are also encouraged to join committees which deal with their areas of concern.

NEW CALL ANALYSIS

Slip Out Of A Diamond, featured in the last issue of NNN, is receiving considerable use, according to sources at Callerlab. Many callers are viewing this call as a possible future Plus Quarterly.

<p>GROUP 2 - Basically acceptable. Minor faults, if any, are noted in the analysis.</p>
--

WDC 1/4, 1/2 OR 3/4 (Grady Gates, Texas). WDC stands for Walk, Dodge & Cast. From a box circulate formation: Walk & Dodge, then Cast Off the fraction designated (done by the Walker pivoting around the Dodger - called a Push Cast). WDC 1/4 & 3/4 end in two-faced lines, WDC 1/2 ends in facing couples. A slight adjustment must be made during the Cast to give the indicated ending formation.

Call can also be done from facing couples, where the caller says who does the walking. From two facing couples, WDC 1/4 and 3/4 ends in ocean waves, WDC 1/2 ends in a box circulate formation.

Analysis: An interesting call to use for one night with a home club. Also seems appropriate for a weekend event.

In the February Advanced Supplement I described my new Advanced diagram book. Several callers who do not get the Advanced Supplement said they wished it had been listed in the white pages and suggested I do so.

A-1 & A-2 Diagrams & Definitions book, by Ruth Graser, edited by Ed Foote. Book was published in January and was written to my specifications. It diagrams all the Advanced calls from a variety of positions, gives helpful hints for dancing many of the calls and, in my opinion, is the best Advanced diagram book on the market today. Size is 8½ x 11 with spiral binding. Cost is \$11.95, which includes postage. Order from Ed Foote.

NEW MAINSTREAM QUARTERLY SELECTION: GRAND SWEEP

Starting formation: Squared set.

Definition: Heads part: Flutter Wheel, Sweep 1/4, Pass Thru, Partner Trade. Now do the sides part. Repeat both parts to end at home.

Sides part: Face your partner, back away three steps and turn on the fourth step to face the head position, walk forward to meet the dancer coming at you with a Do Sa Do, then Star Thru. Now do the heads part. Repeat both parts to end at home.

Ending formation: Squared set.

Timing: 64 beats.

Author: Ross Crispino.

The current Mainstream Quarterly Selections are:

Hang A Right (Left)

Cloverflo

Grand Sweep

PLUS QUARTERLY INFORMATION

Relay With A Star has been dropped. Callerlab reports that out of 700 ballots cast, over 600 voted to drop the call.

The only current Plus Quarterly is Zip to a Diamond.

CREATIVE GETOUTS

Only Mainstream material is used, but the ideas are good for Plus dances also. Author is Frank Gatrell (Ohio).

#1
Zero Box:
SWING THRU
GIRLS CIRCULATE - BOYS TRADE
SWING THRU - GIRLS RUN
FERRIS WHEEL
GIRLS VEER LEFT - BOYS WALK FORWARD
RIGHT & LEFT GRAND

#2
Zero Box:
VEER LEFT
TAG THE LINE IN
PASS THRU - WHEEL & DEAL
DPT - BOYS RUN
IF YOU CAN: L.A.
EVERYONE RIGHT & LEFT GRAND

#3
Zero Lines:
PASS THE OCEAN
SWING THRU - BOYS RUN
TAG THE LINE IN
PASS THRU - WHEEL & DEAL
IF YOU CAN: L.A.
EVERYONE RIGHT & LEFT GRAND

#4
From a starting DPT:
ANY TIME YOU CAN CALL: PASS THRU - L.A.
INSTEAD CALL:
GIRLS VEER RIGHT
BOYS WALK FORWARD 3 STEPS
L.A.

CALLERS SCHOOL, Pittsburgh, Pa., July 9-13, 1989. Limited to 8 callers for maximum personal attention. Emphasis on creative choreography, sight calling, presentation techniques, workshopping, showmanship, correct use of voice. For both new and experienced callers - each caller worked with at own ability level. For information write to Ed Foote.

HOW TO SET UP COLUMNS WITHOUT CALLING TOUCH 1/4

- | | |
|--|--|
| 1. From tidal wave: Single Hinge | 4. From lines facing out: All Face Right |
| 2. From tidal wave: Cast Off 3/4 | 5. From two-faced lines: Crossfire |
| 3. From normal completed DPT: Boys Run | 6. From trade-by: Chase Right |

Using these ideas in choreography

Mainstream

#1

Zero Lines:

SLIDE THRU - PASS THE OCEAN
CAST OFF 3/4 - ALL 8 CIRCULATE
SINGLE HINGE & FAN THE TOP
GIRLS CIRCULATE - BOYS TRADE
ALL 8 CIRCULATE
RIGHT & LEFT GRAND

#2

Zero Lines:

PASS THRU - FACE RIGHT
ALL 8 CIRCULATE
CAST OFF 3/4 - FAN THE TOP
BOYS RUN - WHEEL & DEAL
RIGHT & LEFT THRU & VEER LEFT
TAG THE LINE IN
PASS THRU - WHEEL & DEAL
DPT - BOYS RUN
IF YOU CAN: L.A.
EVERYONE RIGHT & LEFT GRAND

#3

Zero Lines:

STAR THRU - CENTERS CALIF. TWIRL
ALL DPT - BOYS RUN
ALL 8 CIRCULATE
EACH BOX OF 4: SPLIT CIRCULATE
PARTNER TRADE & GIRLS TURN BACK
CENTERS STAR THRU & BACK AWAY
OTHERS LEAD LEFT
SQUARE THRU 3/4
L.A.

Plus

#4

Zero Box:

SWING THRU - BOYS RUN
CROSSFIRE
COORDINATE
BOYS CIRCULATE - GIRLS TRADE
BEND THE LINE - SLIDE THRU (zero box)
L.A.

#5

Zero Box:

PASS THRU - CHASE RIGHT
TRIPLE SCOOT
ALL 8 CIRCULATE - BOYS TURN BACK
RIGHT & LEFT GRAND

#6

Zero Lines:

PASS THRU - TAG THE LINE
GIRLS RUN
CENTER 4: CIRCULATE - OTHERS TRADE
THOSE WHO CAN: STAR THRU
OTHERS FACE IN
ALL LOAD THE BOAT
SWING THRU - SPLIT CIRCULATE
GIRLS TRADE - RECYCLE (zero box)
L.A.

PLUS GETOUTS: CROSSFIRE TO A RIGHT & LEFT GRAND

#1

Zero Lines:

RIGHT & LEFT THRU
PASS THRU - WHEEL & DEAL
CENTERS RIGHT & LEFT THRU
OTHERS SASHAY
CENTERS PASS THRU - SPIN THE TOP
CENTERS OF EACH WAVE: RUN
EACH LINE OF 4: CROSSFIRE
RIGHT & LEFT GRAND

#2

Zero Lines:

RIGHT & LEFT THRU
PASS THRU - WHEEL & DEAL & SPREAD
PASS THRU - BEND THE LINE
ALL VEER LEFT (stay in own group of 4)
EACH LINE OF 4: CROSSFIRE
RIGHT & LEFT GRAND

WORKSHOP IDEA: LINEAR CYCLE FROM INVERTED LINES

Callerlab says that Linear Cycle should only be called at the Plus Program from ocean waves. However, using the call from inverted lines is permissible if workshopped before use, and it is interesting to use for a night or on a weekend. This idea should only be used with good Plus groups.

Things to note:

1. The starting inverted lines must have the centers looking out.
2. The Double Pass Thru action will be right shoulders.
3. For the ending Peel action, those who hinged by the right hand will Peel Right and those who hinged by the left hand will Peel Left.
4. Because some dancers Peel Right and others Peel Left, the ending facing lines may have a slight gap in the middle and be slightly offset. Tell the dancers to adjust to eliminate this.

How to set up inverted lines with centers facing out:

1. From facing lines: Centers Pass Thru
2. From eight chain thru: Centers In
3. From completed DPT: Leaders Trade & Spread

To have the Linear Cycle end in normal boy-girl facing lines, the starting formations listed above must be as follows:

1. Facing lines - must be same sex together, boys on left side.
2. Eight chain thru - normal.
3. Completed DPT - normal.

#1

Zero Box:
CENTERS IN - LINEAR CYCLE
SLIDE THRU (zero box)
L.A.

#2

Zero Lines:
PASS THRU
WHEEL & DEAL & SPREAD
CENTERS PASS THRU
LINEAR CYCLE
RIGHT & LEFT THRU
FLUTTER WHEEL (zero lines out of seq.)
STAR THRU - PASS THRU
L.A.

#3

Zero Lines:
PASS THRU - WHEEL & DEAL
DPT
LEADERS TRADE & SPREAD (make a line)
LINEAR CYCLE
PASS THE OCEAN
SWING THRU - TURN THRU
L.A.

#4

Zero Lines:
CENTERS PASS THRU
LINEAR CYCLE
STAR THRU - CENTERS PASS THRU
*ALL PASS THRU - I.A.

*OR: SLIDE THRU (zero lines)

PLUS WORKSHOP THEME: GRAND SPIN THE TOP

Starting position: Tidal wave (or facing lines - step to tidal wave).

Definition: From a normal tidal wave: All Swing 1/2 by the Right, center 6 Cast Left 3/4, outside lone person (girl) move up to end of a wave of 3.

Ending position: Two outside waves of 3 (boys holding left hands & girl on end facing in), two girls in center of set holding left hands.

Calling hint: Be aware of the center two girls - they will have a tendency to move up to form parallel waves. It is suggested that the call be given with these words:

"Grand Spin the Top: All Swing 1/2, those who can Cast 3/4 by the Left and freeze, outside girl move up."

What to call next:

1. The left-hand columns of 3: Circulate.
2. Outside waves of 3, starting with a right hand: Swing Thru.
3. Outside waves of 3, starting with a right hand: Spin the Top.
(Gives tidal set-up with center 4 in a diamond.)

How to get out:

#1 & #2 above: Designate the end boy or girl in the outside waves to move up to a center wave or line. Gives a modified 1/4 tag.

#3 above: Center diamond Flip the Diamond. Gives tidal set-up.

#1

Zero Lines:

GRAND SPIN THE TOP

COLUMNS OF 3: CIRCULATE

OUTSIDE GIRL LOOKING IN: EXTEND
TO A CENTER WAVE

THAT WAVE: SWING THRU

OTHER GIRL RUN

CENTER 4: RIGHT & LEFT THRU

CENTER 4: PASS THRU (zero box)

L.A.

#2

Zero Box:

PASS THE OCEAN

GRAND SPIN THE TOP

OUTSIDE WAVES, STARTING W/RIGHT HAND:
SWING THRU

OUTSIDE BOY LOOKING IN: EXTEND TO A
CENTER WAVE

OTHER OUTSIDE BOY: RUN

PING PONG CIRCULATE

EXTEND - SPLIT CIRCULATE

EXPLODE THE WAVE - PARTNER TRADE

L.A. (zero lines)

#3

Zero Lines:

RIGHT & LEFT THRU

SLIDE THRU - PASS THE OCEAN

GRAND SPIN THE TOP

OUTSIDE GIRL START: SPIN THE TOP

CENTER DIAMOND: CIRCULATE (LH)

CENTER DIAMOND: FLIP THE DIAMOND (girl
flips)

GRAND LEFT SWING THRU

CENTERS OF EACH WAVE: TRADE

ALL STEP STRAIGHT AHEAD & U TURN BACK

STAR THRU - CALIF. TWIRL

CENTERS SWING THRU - TURN THRU

L.A.

#4

Zero Lines:

GRAND SWING THRU

GRAND SPIN THE TOP

COLUMNS OF 3: DOUBLE SCOOT

(only 6 people are working, so it's
not a triple scoot, it's a dble scoot)

OUTSIDE BOY START: SPIN THE TOP

CENTER BOYS HINGE

CENTER LINE OF 4: WHEEL & DEAL &

SWEEP 1/4 TWICE

OTHERS EXPLODE AND:

L.A.

RECORD REVIEW

- Blue Star #2364 - My Window Faces South. Good steady beat, easy melody to follow.
- Blue Star #2365 - Deed I Do. Relaxed tempo to this well-known song.
- Blue Star #2367 - New World Comin' On. This is the well-known song of the 1960's.
- Blue Star #2368 - Dixieland Cabaret. The well-known "Cabaret" song with a dixieland flavor.
- Blue Star #2369 - I Never Knew (I Could Love Anybody...). Strong beat on this long-time familiar song.
- Blue Star #2371 - The Love She Found In Me. Fine creative music, easy melody to follow.
- Cimarron #107 - Kindly Keep It Country. New recording of the well-known song. Melody is easy to follow.
- Cimarron #108 - I Feel Better. Upbeat sound to this well-known song.
- ESP #519 - I've Had the Time Of My Life. Good music. A top singer will enjoy doing this record.
- ESP #520 - Me & My Shadow. Fine music on this traditional song.
- ESP #709 - Sha-Broom. The hit song of the 1950's. Nice music, relaxed pace, a mild background chorus enhances this song. A good singer can take off with this record.
- 4 Bar B #6096 - The Wanderer. Good music, slow heavy beat - reminiscent of old rock & roll.
- 4 Bar B #6097 - Daddy Was An Old Time Preacher Man. Nice music and easy melody to follow.
- Hi Hat #5111 - Bring Back. Fine music, good beat on this familiar song.
- Hi Hat #5112 - I Love You More & More Every Day. Nice music, easy melody to follow.
- Jo Pat #121 - I Never See Maggie Alone. Pleasant upbeat record, fine music, nice melody. Good record to have.
- Lou Mac #167 - Tear Down the Walls. Good steady beat, easy melody to follow.
- Lou Mac #168 - Baby On My Mind. Fine music, good beat, a good singer should like this record.
- Mar Let #519 - Bye Bye Love. The Everly Brothers well-known song. Good beat.

THOUGHT FOR THE MONTH

The greater the ignorance, the greater the dogmatism.

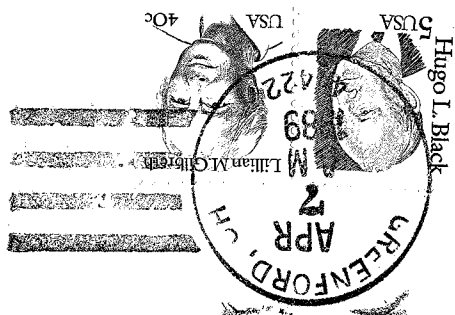
X4

217 MAPLE DR.
BUDA

JERRY REED

7 68 90

FIRST CLASS MAIL



2107 Shunk Ave.
Alliance, Ohio 44601

NEWS & NOTES

April 1989	In this issue...	Page
Commentary by Ed Foote.....		1335
Commentary cont.....		1336
New Call Analysis.....		1336
New Mainstream Quarterly Selection: Grand Sweep.....		1337
Creative Getouts.....		1337
How to Set Up Columns Without Calling Touch 1/4.....		1338
Plus Getouts: Crossfire to a Rioght & Left Grand.....		1338
Workshop Idea: Linear Cycle from Inverted Lines.....		1339
Plus Workshop Theme: Grand Spin the Top.....		1340
Record Review.....		1341

ADVANCED SUPPLEMENT

Advanced Commentary by Ed Foote.....	AS-717
A-2 Theme: Unusual Motivate.....	AS-717
New Advanced Quarterly: Lock the Top.....	AS-718
Advanced Material Using Lock the Top.....	AS-718
Theme: Ends Cast A Shadow and Don't Spread.....	AS-719
Theme: Swap Around and Left-Side Dancer Roll.....	AS-720

NEWS 'n NOTES[©]

...for Western-Style Square Dance Callers

Ed Foote
140 McCandless Dr.
Wexford, PA 15090

for material & choreography



PUBLISHED SIX TIMES A YEAR

Doris Garlock
2107 Shunk Ave.
Alliance, Ohio 44601
for subscriptions

Volume 15 Number 3

June 1989 Page 1343

COMMENTARY by Ed Foote

The latest Plus Quarterly Selection is SLIP OUT OF A DIAMOND (for material see NNN Feb. 1989, page 1331). The only problem is that Callerlab changed the definition after the vote that made the call a Quarterly Selection. It changed the ending Courtesy Turn to a Cast Off 3/4.

Callerlab has come under criticism for this action. It claims the definition was changed to eliminate the possibility of girls courtesy turning boys, and it also claims the author of the call approved the new definition and then changed his mind. The author of the call claims he never approved the change. He wants the Courtesy Turn.

Callerlab said the Cast Off 3/4 is the same action as a Courtesy Turn. But this is not true from facing diamonds. Example: Girls in a right-hand wave, boys as points with left shoulders toward the center of the diamond: The author's definition gives facing lines (similar action of Chain Down the Line from left-hand waves), while the Callerlab definition gives left-hand waves.

We will refrain from discussing the appropriateness of Callerlab changing a definition after a call has been voted on with a different definition. We will also refrain from discussing the ongoing paranoia by some Callerlab members about Courtesy Turn - that it is so sinful to even think of a girl courtesy turning a boy that we can't even trust caller judgement here, and instead we have to legislate in detail against such courtesy turns.

What happens now? Since the author wants the Courtesy Turn, and since this is what was approved by vote of the QS Committee, it is my feeling that everyone should go with the Courtesy Turn. If we want to have the call end with a Cast Off 3/4, then it seems logical to find a different name. Unfortunately, no matter what definition is used, this controversy has doomed the call to an early death. But it appears logical to use the call through the summer.

Current Quarterly Selections are:

Mainstream

Grand Sweep
Hang a Right (Left)
Cloverflo

Plus

Slip Out of a Diamond
Zip to a Diamond

CAST OFF 3/4 WITHOUT A PRECEDING CENTERS IN

Comment by Ben Rubright, N.C. How many times in the last year have you called CAST OFF 3/4? Were most of all of them preceded with a CENTERS IN from a completed double pass thru formation? We fall into these traps and pretty soon the dancers can not respond to the call unless we give them the "setup call".

Cast Off 3/4 with both dancers facing the same direction. All that is needed is an end and a center. The end is always the pivot and the center always pushes. Here is where this can be used:

1. Right-hand two-faced lines
2. Left-hand two-faced lines
3. Back-to-back lines

From two-faced lines, a Centers Trade sets up the body flow leading into the Cast Off 3/4, as shown below. All material is Mainstream.

#1
HEADS SQUARE THRU - 2 HANDS
TOUCH 1/4 - SCOOT BACK
BOYS FOLD - GIRLS TURN THRU
STAR THRU - BOYS TRADE
ALL CAST OFF 3/4
REVERSE FLUTTER
DIXIE STYLE TO A WAVE
BOYS CROSS RUN - GIRLS TRADE
RECYCLE
SPIN CHAIN THRU - ENDS CIRCULATE TWICE
ALL 8 CIRCULATE
RIGHT & LEFT GRAND

#2
Zero Lines:
PASS THRU - TAG THE LINE RIGHT
CENTERS TRADE - COUPLES CIRCULATE
CENTERS TRADE - CAST OFF 3/4
BOYS SQUARE THRU - 4 HANDS
GIRLS TOUCH 1/4 & GIRL
LOOKING OUT TURN BACK
TOUCH 1/4 - GIRLS TRADE
RECYCLE - SWEEP 1/4 (zero lines)
L.A.

#3
HEADS STAR THRU - PASS THRU
SWING THRU - BOYS RUN
GIRLS TRADE - CAST OFF 3/4
GIRLS LEAD: DIXIE STYLE TO AN O.W.
BOYS CROSS RUN - GIRLS TRADE
RECYCLE - SLIDE THRU
PASS THE OCEAN
ALL 8 CIRCULATE - GIRLS TRADE
RECYCLE (zero box)
L.A.

#4
HEADS PASS THRU - SEPARATE - ROUND 1
LINE OF 4
SQUARE THRU 3/4 - BOYS TRADE
CENTERS TRADE - ALL CAST OFF 3/4
SQUARE THRU 2 HANDS - TRADE BY
TOUCH 1/4 - CENTERS TRADE
ENDS RUN - CENTERS TRADE
CAST OFF 3/4
REVERSE FLUTTER
ENDS BOX THE GNAT & SLIDE THRU
L.A.

The examples below use Cast Off 3/4 from lines facing out.

#1
HEADS STAR THRU - ALL DPT
PEEL OFF
PASS THRU - CAST OFF 3/4
TOUCH 1/4 - ALL 8 CIRCULATE
PARTNER TAG - CAST OFF 3/4
GIRLS SQUARE THRU 2 HANDS
BOYS FACE THE GIRLS
TOUCH 1/4 - RIGHT & LEFT GRAND

#2
HEADS LEAD RIGHT & SWING THRU
SINGLE HINGE - CENTERS TRADE
RECYCLE - STAR THRU
BOYS TRADE - CAST OFF 3/4
PASS THRU - CAST OFF 3/4
PASS THRU - WHEEL & DEAL &
CENTERS WHEEL AROUND AS A COUPLE
SQUARE THRU 3/4
L.A.

FAN THE TOP (FROM TWO-FACED LINES)

Many callers ignore Fan the Top from two-faced lines, yet the call dances well. The only problem spot is the two ends facing in - they will tend to do a Circulate instead of staying with their own group. Tell the ends that they will stay with their own group of 4. Also, it may help to say: "Centers start" before saying "Fan the Top".

#1

Zero Box:

RIGHT & LEFT THRU - VEER LEFT

FAN THE TOP

WHEEL & DEAL

RIGHT & LEFT THRU

SLIDE THRU (zero box)

L.A.

#2

Zero Lines:

PASS THE OCEAN

SWING THRU - BOYS RUN

FAN THE TOP

BEND THE LINE

SWING THRU - TURN THRU

L.A.

#3

Zero Lines:

RIGHT & LEFT THRU

DIXIE STYLE TO O.W.

BOYS RUN - FAN THE TOP

BEND THE LINE

SWING THRU - BOYS RUN

PROMENADE HOME

#4

Zero Lines:

PASS THE OCEAN - BOYS RUN

FAN THE TOP

BEND THE LINE

*PASS THRU - L.A.

*OR: BOX THE GNAT - RIGHT & LEFT GRAND

CREATIVE MAINSTREAM MATERIAL by Dave Lightly (Iowa)

#1

Zero Lines:

PASS THRU - TAG THE LINE RIGHT

EACH LINE: LADIES TRADE

COUPLES CIRCULATE

EACH LINE: MEN TRADEEACH LINE: COUPLES TRADE & BEND THE LINE

LADIES SQUARE THRU 3/4

MEN PASS THRU

BOY WITH GIRL ON RIGHT: CALIF. TWIRL

COUPLES CIRCULATE

EACH LINE: MEN TRADE

FERRIS WHEEL

OUTSIDES ROLL 1/2 SASHAY

CENTERS PASS THRU

SQUARE THRU - ON 3rd HAND

RIGHT & LEFT GRAND

#2

HEADS SQUARE THRU 3/4

HEADS TAKE PARTNER & PROMENADE 1/2

SIDES RIGHT & LEFT THRU

SIDES FLUTTER WHEEL & VEER LEFT

HEADS ALONG THAT LINE DO A RIGHT & LEFT

SIDES TAG THE LINE &

THRU

SPLIT THE HEADS - GIRL GO LEFT,

MEN GO RIGHT - AROUND 1 - LINE OF 4

ALL SLIDE THRU

CENTERS SQUARE THRU 3/4

L.A.

MAINSTREAM GET-OUT

Any time you can call: Pass Thru - Wheel & Deal, centers square thru 3/4 - L.A. instead call:

Pass Thru - Wheel & Deal, centers Wheel Around as a Couple - L.A.

The underlined portion has to be said quickly and loud. The dancers will do the call and then be very surprised that the next call is an Allemande.

NEW EXPERIMENTAL: RECYCLE THE DIAMOND

Definition: From a normal trailing diamond: Points do like a Cross Fold, centers Diamond Circulate and then do like a Fold. End in facing couples. Normal twin diamonds end in an 8 chain thru formation.

Author: Doren McBroom, Md.

Analysis: Call feels like a Recycle and is getting some use. It is a comfortable call that the dancers enjoy. Because the call gives an easy alternate diamond get-out to Flip the Diamond, it is likely to become increasingly popular with callers and dancers. Prediction: This call will be the next Plus Quarterly Selection.

Comments: To have this call feel like a "normal" recycle - ie. having the girls following the boys - establish a right-hand diamond with the boys as the points.

Do not use this call from facing diamonds - the traffic pattern is very awkward.

The author's definition says to do a Cross Fold and a Fold. These are technically impossible to do from this formation. Adding the words "like a" in the definition, as done above, makes the definition legal.

Boys are points

#1

Zero Box:

RIGHT & LEFT THRU - VEER LEFT

GIRLS HINGE

DIAMOND CIRCULATE TWICE

RECYCLE THE DIAMOND

STAR THRU

PASS THRU - WHEEL & DEAL

CENTERS PASS THRU (zero box)

L.A.

#2

Zero Lines:

RIGHT & LEFT THRU

PASS THE OCEAN

SWING THRU - BOYS RUN

GIRLS HINGE

DIAMOND CIRCULATE TWICE

RECYCLE THE DIAMOND

SWING THRU - TURN THRU

L.A.

Girls are points

#3

Zero Box:

SWING THRU - BOYS RUN

GIRLS HINGE

DIAMOND CIRCULATE

RECYCLE THE DIAMOND

PASS THRU - RIGHT & LEFT GRAND

#4

Zero Lines:

RIGHT & LEFT THRU - PASS THE OCEAN

SWING THRU - BOYS RUN

GIRLS HINGE

DIAMOND CIRCULATE

RECYCLE THE DIAMOND

*RIGHT & LEFT GRAND

*OR: TURN THRU - L.A.

GET-OUT IDEA

Any time it is possible to call "centers Square Thru 3/4 - L.A.", instead call the following:

In the center: girls Walk & boys Dodge - same boys Turn Back - L.A."

The commands must be given quickly for best impact.

PLUS MATERIAL FEATURING DIAMONDS

Ways to set up diamonds:

1. FROM LINES FACING OUT:
3/4 TAG THE LINE
THE WAVE: SWING THRU
OTHERS QUARTER RIGHT

2. FROM PARALLEL WAVES:
SPLIT CIRCULATE $1\frac{1}{2}$

3. FROM PARALLEL TWO-FACED LINES:
FAN THE TOP - ENDS GO $1\frac{1}{4}$ MORE

* * * * *

#1
Zero Box:
SWING THRU - BOYS RUN
3/4 TAG THE LINE
BOYS SWING THRU - GIRLS QUARTER RIGHT
DIAMOND CIRCULATE - BOYS ROLL
EXTEND & HINGE
ALL 8 CIRCULATE
RIGHT & LEFT GRAND

#2
Zero Lines:
RIGHT & LEFT THRU - PASS THE OCEAN
SPLIT CIRCULATE $1\frac{1}{2}$
DIAMOND CIRCULATE
CENTER WAVE: SWING THRU
OTHERS CIRCULATE
THE WAVE: RECYCLE & SWEEP $1\frac{1}{4}$
(gives 3 & 1 lines)
GIRLS RECYCLE - BOYS WHEEL & DEAL
PASS THRU - U TURN BACK
TOUCH $1\frac{1}{4}$ - RIGHT & LEFT GRAND

#3
Zero Lines:
RIGHT & LEFT THRU
LADY LEAD: DIXIE STYLE TO O.W.
BOYS HINGE - GIRLS TURN BACK
(gives diamonds)
DIAMOND CIRCULATE
CENTER GIRL RUN AROUND END GIRL
GIRLS $1\frac{1}{2}$ TAG - GIRLS WALK & DODGE
CENTERS IN - CAST OFF $3\frac{1}{4}$
GIRLS PASS THE OCEAN
DIAMOND CIRCULATE
BOYS HINGE - ALL WHEEL & DEAL
TOUCH $1\frac{1}{4}$ - CENTERS TRADE
SPLIT CIRCULATE - ALL 8 CIRCULATE
RIGHT & LEFT GRAND

3. FROM FACING LINES:
RIGHT & LEFT THRU
DIXIE STYLE TO O.W.
BOYS HINGE - GIRLS TURN BACK

4. FROM NORMAL (boy-girl) STARTING DPT:
CENTERS SLIDE THRU
CENTERS TOUCH $1\frac{1}{4}$ & SPREAD
OTHERS MOVE IN & PASS THE OCEAN

* * * * *

#4
Zero Lines:
PASS THE OCEAN
SPLIT CIRCULATE
ALL 8 CIRCULATE $1\frac{1}{2}$ (gives thar)
4 BOYS: SEE YOUR DIAMOND
BOYS DIAMOND CIRCULATE
ALL MOVE ALONG TO A LINE
BOX THE GNAT - RIGHT & LEFT THRU
PASS THRU - WHEEL & DEAL
CENTERS SQUARE THRU - ON 3rd HAND
START A **DIXIE GRAND**
L.A.

#5
Zero Lines:
SLIDE THRU - TOUCH $1\frac{1}{4}$
GIRLS FOLD & **ROLL**
BOYS SWING THRU (gives facing dia.)
DIAMOND CIRCULATE
GIRLS **LEFT** SWING THRU
BOYS CIRCULATE $1\frac{1}{2}$
CENTER DIAMOND: DIAMOND CIRCULATE
4 GIRLS IN YOUR DIAMOND: DIA. CIR.
CENTER 2 BOYS HINGE & THE WAVE
TRADE THE WAVE
OTHERS BEND TO FACE IN
EXTEND - GIRLS CIRCULATE
BOX THE GNAT - RIGHT & LEFT GRAND

#6 (Pt.-Pt. Dia.)
Zero Box:
SWING THRU - BOYS RUN
COUPLES HINGE
GIRLS HINGE (pt.-pt. dia.)
DIAMOND CIRCULATE
FLIP THE DIAMOND
RECYCLE - SWEEP $1\frac{1}{4}$ (zero box)
L.A.

NEW CALL ANALYSIS

GROUP 2 - Basically acceptable. Minor faults, if any, are noted in the analysis.

CHASE ALL 8 (Colin Emery, England). From parallel left-hand two-faced lines: The lead couples Chase Right and then All 8 Circulate; the trailing couples Circulate and then Chase Right. End in parallel right-hand ocean waves. If started from right-hand two-faced lines, the action is a Left Chase - end in parallel left-hand waves.

Analysis: Interesting call to play with, especially on a weekend where the call can be repeated many times. Call is a little too positional for a workshop tip at a regular dance. For Advanced dancers who are trained to listen well, this call can be called directionally, but the words must be said very fast.

FIRE IT UP (Ed Fraidenburg, Mich.). From a two-faced line: Couples Hinge, ends Cross Fold, all Extend. Parallel two-faced lines end in parallel waves, tidal two-faced lines end in columns.

Analysis: Dances well, interesting to play with for a night or weekend.

INTERCHANGE (Bruce Busch, N.J.). From facing couples: Touch 1/4, those facing out Run and step slightly ahead to become the ends of a final wave; the others slide sideways and Left Touch 1/2. End is a right-hand wave. Facing lines become parallel waves, 8 chain thru becomes a tidal wave.

Analysis: Nice call with good body flow that is getting some use. Try it and see what you think.

WHISK (Bill Callahan, Canada). From any wave, line or column: Adjacent dancers Trade & Roll and step to a right-hand mini-wave.

Analysis: A quick call that offers a lot of variety. The step to a wave does not feel smooth to the dancers. Best used at Advanced where dancers are more receptive to this type of quick action. Try it.

GROUP 3 - Unacceptable or unnecessary. Rejected for reasons noted in analysis.

CAST A LINE (Bruce Tomplins, Conn.). From an 8 chain thru formation: Pass the Ocean, the two ends of the tidal wave Trade, each wave does a Fan the Top, ends Run, all Cast Off 3/4. End in facing lines.

Analysis: The center 6 just stand around watching the ends of the tidal wave Trade. Real exciting. In addition, the combination of ends Run and Cast Off 3/4 is overflow for the ends.

CUT THE "I" (Bruce Tompkins, Conn.). From an "I" formation (from squared set: heads step to a wave): The wave does a Single Hinge, original ends of the wave Run, all Veer Left. End in parallel two-faced lines.

Analysis: The action of ends Run followed by the Veer Left is a direct reversal of body flow for all four original wave dancers.

RECORD REVIEW

- Blue Ribbon #247 - Danny Boy. Fine music on this well-known song. Melody line is easy to follow. A nice record to have.
- Blue Ribbon #248 - Strong Enough to Bend. Excellent music on this popular song. Very good record to have.
- Blue Star #2377 - When Irish Eyes Are Smiling. Easy melody line to follow.
- Blue Star #2375 - My Guiding Star. Easy melody line to follow.
- Buckskin #1217 - Lucky Old Sun. The well-known song, presented in a slow-relaxed pace. Music is in a low key.
- ESP #157 - Little Girl. Excellent music, relaxed mood, easy melody line to follow on this well-known song.
- Hi Hat #5113 - I Hear the South Calling Me. Upbeat and lively tune, great music that the dancers can really feel. Melody line easy to follow.
- Jo Pat #232 - That Old Wheel. Fine music, good song, a good singer can do great with this record. Wide musical scale range of both low and high notes.
- Lou Mac #170 - Boogie Shoes. A real driving boogie sound. A certain type of caller can really sell this record.
- Quadrille #858 - Old Dogs, Children & Watermelon Wine. Fine music for this relaxing well-known song.
- Quadrille #859 - Jole's Blon. Nice music, good upbeat tempo.
- Quadrille #861 - Dancin' Shoes. Excellent music, upbeat tempo, melody easy to follow. Good opening singing call for the evening.
- Sting #309 - Rock 'N Roll Music. Good music and strong beat on this well-known song. Slow steady pace. A good singer will do great with this record.
- Sting #502 - B.J./Piece of Cake (hoedowns). B.J.: a combination of traditional and modern sound. Strong beat, fine music that is well-phrased. Many callers will like this record. Piece of Cake: A singing call without words.
- TNT #269 - Stagger Lee. Pleasant music, good steady beat, melody line easy to follow on this well-known song.
- TNT #270 - The Loco-Motion. Nice music, good beat, easy melody line to follow on this popular song.

THOUGHT FOR THE MONTH

Every great achievement was once impossible.

JACKSONVILLE FL 32244
6001-27 ARGYLE FOREST BLVD.#44
JERRY REED
06 90 2

FIRST CLASS MAIL



2107 Shunk Ave.
Alliance, Ohio 44601

NEWS 'n NOTES

June 1989	In this issue...	Page
Commentary by Ed Foote.....		1343
Cast Off 3/4 Without a Preceding Centers In.....		1344
Fan the Top (From Two-Faced Lines).....		1345
Creative Mainstream Material.....		1345
Mainstream Get-Out.....		1345
New Experimental: Recycle the Diamond.....		1346
Plus Material Featuring Diamonds.....		1347
New Call Analysis.....		1348
Record Review.....		1349

ADVANCED SUPPLEMENT

Motivate - From Two-Faced Lines.....	AS-721
Motivate - From Two-Faced Lines cont.....	AS-722
Working Waves of 3.....	AS-723
Working Waves of 3 cont.....	AS-724
Ideas.....	AS-724